



UNIFAP

UNIFAP.com.br







Porta-escovas
Brush Holders

Planetárias
Planetary Gears

Garfos
Engaging Levers

Polias
Pulleys

Buchas Sinterizadas
Sintered Bushes



2024 Peças Automotivas
Automotive Parts



QUEM SOMOS NÓS?

WHO ARE WE?

Fundada em 1º de abril de 1992 pelos irmãos Ivo e Nelson Bittencourt, a UNIFAP INDÚSTRIA E COMÉRCIO DE AUTO PEÇAS LTDA deu início às suas atividades com o objetivo de atuar e ser referência no ramo de peças automotivas, baseada em princípios sólidos, valorizando a ética e a seriedade.

Fiel a estes ideais, a empresa cresce constantemente e conta hoje com 10.627,6 m² de área construída, em uma área disponível de 346.000 m² e aproximadamente 100 colaboradores. Localizada ao sul do país, na cidade de Gaspar (SC), a empresa possui uma das maiores linhas do segmento, o que a coloca entre as principais do setor automotivo no país, e com exportações para mais de 20 países.

Founded on April 1st, 1992, by brothers Ivo and Nelson Bittencourt, UNIFAP INDÚSTRIA E COMÉRCIO DE AUTO PEÇAS LTDA started its activities with the aim of acting and being a reference in the automotive parts business, based on solid principles, valuing ethics and integrity.

Faithful to these ideals, the company constantly grows and now has 10.627,6 m² of built-up area, an available area of 346,000 m² and approximately 100 employees. Located in the south of Brazil, in the city of Gaspar, state of Santa Catarina, the company has one of the largest lines of the segment, which puts it among the main automotive sector companies in the country, exporting to more than 20 countries.




UNIFAP.com.br

LANÇAMENTO LINHA DE COMUTADORES DE IGNIÇÃO



IGNITION SWITCHES LINE LAUNCH



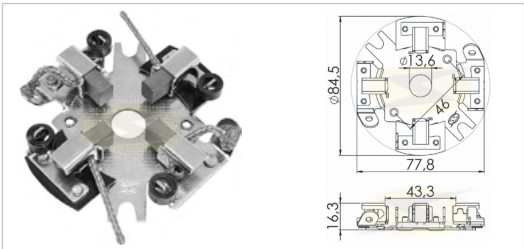
- Nossos produtos são projetados e fabricados para substituir integralmente o equipamento original, dispensando adaptações. (sistema "Plug and play")
- They are designed and manufactured to fully replace the original equipment, plug and play.
- Todas as funções de comutação mecânica e elétrica são testadas ao final do processo produtivo.
- All mechanical and electrical switching functions are tested at the end of the production process.
- Nossos produtos contêm índice de cobre equiparado ao produto original, o que proporciona condutividade elétrica apropriada, livre de problemas de resistividade.
- Our products contain a copper level equivalent to the original product, which provides appropriate electrical conductivity, free from resistivity issues.



Acesse o QR Code para solicitar seu catálogo de comutadores impresso agora mesmo.

Access the QR Code to request your printed ignition switch catalog right now.

Bosch Equivalente / Replace



UF - 1.101

UF - 1.101/2 2 escovas / brushes

UF - 1.101/4 4 escovas / brushes

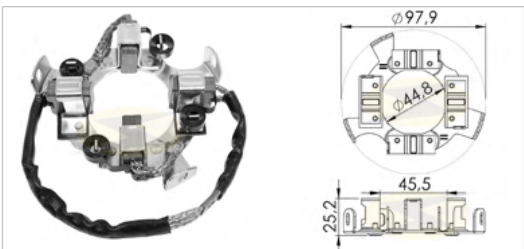


000 082 049, 9 000 082 051, 9 000 082 053, 9 000 082 054, 9 000 082 059, 9 000 082 061, 9 000 082 064, 9 000 082 066, 9 000 082 069, 9 000 082 070, 9 000 082 073, 9 000 082 074, 9 000 082 078, 9 000 082 079, 9 000 082 082, 9 000 082 083, 0 001 211 219, 9 000 AL0 301, F 000 AL0 329, 9 000 082 009, 9 000 082 021, 9 000 082 030, 9 000 082 032, 9 000 082 034, 9 000 082 039, 9 000 082 040, 9 000 082 041, 9 000 082 043, 9 000 082 047, 9 000 082 048, 9 000 082 050, 9 000 082 055, 9 000 082 058, 9 000 082 062, 9 000 082 063, 9 000 082 065, 9 000 082 072, 9 000 082 076, 9 000 082 077, 9 000 082 081

Aplicação / Application: **AGRALE-DEUTZ:** 4100, M70 / 80 / 85 / 90 / 93id, Tx1100, 8500 TDX, Motor M790, **CHEVROLET-GM:** Chevette 1.0

/ 1.4 / 1.6 / 1.6S, Chevette Hatch 1.4 / 1.6, Chevy 500 1.6 / 1.6 S, Marajó 1.4 / 1.6 / 1.6 S, **FIAT:** Premio / Rally / Spazio, Duna 60 / 70 / Weekend, Uno 1.1 / Mille / Elx / Ep, 147 Fiorino 1.5, Elba 1.5, Prêmio 1.5, Uno 1.5 / 1.6, 147 / 147 City / Europa / Fiorino / Glis / Oggi / Panorama / Pick-Up / Elba 1.5, Tempra 2.0 Mpi / Spi 16v / 8v, Tempra 2.0 Turbo, Tipo 1.6 I.E., Uno 1.6 Mpi, 80, 120, 140, 147 1050 / 1300 / Rally / Spazio / Spazio Racing / Spazio TR, Elba 1.3 / 1.6, Fiorino 1.5 / 1.6, Fiorino furgão 1.0 / 1.3 SPI / 1.5 SPI, Fiorino pick-up 1.0 / 1.3 / 1.5, Oggi 1300, Panorama 1300, Prêmio 1.5 / 1.5 SPI / 1.6, Spazio 1.3, Uno 1.0 / 1.1 Brio / 1050 / 1300, Uno Mille 1.0 / 1.5 SPI / Eletronic, **FORD:** Bellina 1.8, Del Rey 1.8, Pampa 1.8, Royale 1.8 / 2.0, Versailles 1.8 / 2.0, Belina II 1.6 / 1.8 UD / 1.8 EU, Corcel II 1.6, Del Rey 1.6 / 1.8 UD / 1.8 UE, Escort 1.3 / 1.6 / 1.8 / Ghia / Guarujá AP 1.8 / XR3, Pampa 1.6 / 1.6 4x4 / 1.6 AP / 1.8i, Royale 1.8i AP / 2.0i AP, Verona 1.8 / 1.8 AP, Versailles 1.8 / 1.8i AP / 2.0 / 2.0i AP, **GURGEL:** Br 800, Tocantins L / Tr, Carajás 1.8, Tocantins 1.6 L / 1.6 TR, **VOLKSWAGEN:** Sedan, Supermini, Karmann Ghia 1600, Sp, 600 / 1700, Variant li 1600, Brasília 1.3 / 1.6, Fusca 1300 / 1500 / 1600, 302, 307, 309, Gol 1.8, Kombi 1.6, Gol 1.0, Gol li 1.0i, li / lii / 1.6, Saveiro 1.6, Voyage 1.6, 1.6, Voyage 1.5 / 1.6, Quantum 2.0i, Santana 2.0i, Apollo 1.8 / 1.8 GL / 1.8 GLS AP, Fox 302 / 307 / 309, Fusca 1.6, Gol 1.6 / 1.6 AP / 1.8, Gol II 1.0i / 1.8i, Karmann Ghia 1600, Kombi 1.3 / 1.5, Parati 1.6 / 1.6 AP, Passat 1.5 / 1.6 / 1.8, Quantum 1.8 / 2.0, Santana 1.8 / 1.8i / 2.0, Saveiro 1.6 AP, Variant 1600, Voyage 1.6 AP, **YANMAR:** Bt22 / 23 Microtratores Ct 11 / Tc 11 Super, **LADA:** Niva 1.5 / 1.6, **MOTORES TIETE:** 950 / 950 L, Motor RD900 / RD900L / RD950 / RD950L,

Bosch Equivalente / Replace



UF - 1.102

UF - 1.102/2 2 escovas / brushes

UF - 1.102/4 4 escovas / brushes

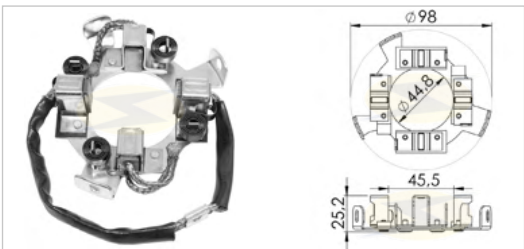


044, 9 000 453 046, 9 000 453 047, 9 000 453 050, 9 000 453 053, 9 000 453 054, 9 000 453 060, 9 000 453 061, 9 000 453 027

Aplicação / Application: **CHEVROLET-GM:** A60 / A70 / A80 / A90; Caminhões C / Perkins 4 Cil / 6 Cil; **FORD:** Cargo World Truck 1113; F 2000 / 4000 / 7000 / 11000 / 12000 / 13000 / 19000 / 21000 / 22000, Tratores 4600 / 5600 / 6600; F 4000; F 11000 / 12000 / 13000; Cargo 1313 D229-6, Trator 4610 / 5610 / 6610 / 610 TR4 / 7610, **VOLKSWAGEN:** Série 7t 7.90s / 7.110s; Série 12t - 12.140h; Série 7t-7.140 / 11t-11.160 / 12t- 22.160; **FIAT-ALLIS:** Fb 80.2; **NEW HOLLAND:** 4630 / 5030 / 5630 / 6630 / 7630 / 7830 / 8030; **CASE:** Trator Escavo Carregador W7 C / Perkins 6 Cil.; Trator Retro-Escavador 580e / 580ck; **CBT:** Tratores 1090 / 1100 C / Perkins 6 Cil.; **CHRYSLER:** Caminhões P-700 C / Perkins 6

Cil.; **CLARK:** Empilhadeira C300 Hy40 / 50 / 60; Tratores Michigan 75a li / lii; **EATON:** Empilhadeira D83p / D83c / D87p; Pá-Carregadeira 250a / 1900; **HYSTER:** Empilhadeira C / Perkins 4203 / 4236 4 Cil.; **MASSEY-FERGUSON:** Tratores 95 X / 95 L; Motor Industrial - Perkins; Mf 295/4 / 296 / 296/4; Mf 3000 / 3366 / Mf-400; Mf-200 / Mf-296

Bosch Equivalente / Replace



UF - 1.103

UF - 1.103/2 2 escovas / brushes

UF - 1.103/4 4 escovas / brushes



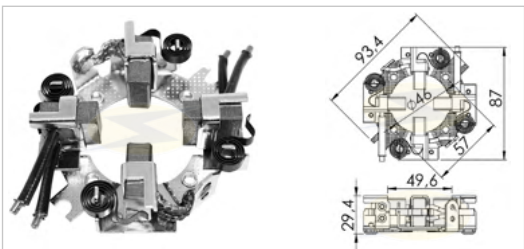
Aplicação / Application: **AGRALE-DEUTZ:** 400 - 440 C / Motor Agrale M790; 4000 - 4200 C / Motor Agrale M790, **FORD:** Maverick V8 302

Especificações / Features: 12V, Tipo / Type: MPB - Escova / Brush: 8,8 x 19 x 18 mm (LxAxC/WxHxL)

Equivalente / Replace: BOSCH: 9 001 453 024, WAPSA: 246005

Partida / Starter: 9 000 453 048, 9 000 453 013, WAPSA: 224030

Bosch Equivalente / Replace



UF - 1.104

UF - 1.104/2 2 escovas / brushes

UF - 1.104/4 4 escovas / brushes

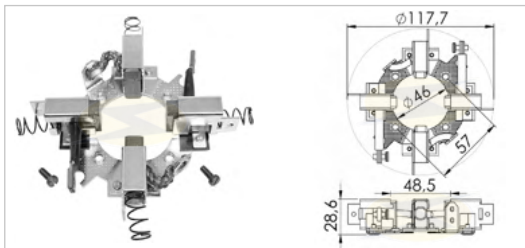


9 000 083 059, 9 000 083 027, 9 000 083 028, 9 000 083 031, 9 000 083 035, 9 000 083 036, 9 000 083 038, 9 000 083 039, 9 000 083 041, 9 000 083 042, 9 000 083 051

Aplicação / Application: **AGRALE-DEUTZ:** Bx 4.60 / Bx 60, 5000d / 6150 / 7000d / 7500td / Bx 100 / Bx130, Bx 4.90 / Bx 4.100 / Bx 4.110

/ Bx 4.130 / Bx 4.150 / Bx 90, **CASE:** Escavadeira 80 Cr / 80 P, W18 / W20 / W20b, **MERCEDES-BENZ:** 1116 L, 1117 L, 1117 LA, O364, OH1316, L608d / 610 / L1013 / L1111 / 1113 / L1313 / 1313a / L1316 / 1316a / L1516 / L2013 / 2016 / L2213 / 2215 / 2216, O 362, **SLC:** Colheitadeira 7000, 6200 / 6200 Turbo, 7200 Turbo / 7700 Turbo / W18 / W20 / W20b, Om 366 A / C / La, Série 9t-917 / Of1113 / Oh1112, Série 7000 - 7700 Turbo, **KOMATSU:** D30E, D90e / D50a, **CBT:** 1065 / 1105 / 2080 / 2105 / 8060 4x4, 2105, 8000 / 8240, 8260 4x4, 8000 - 8440, **CHEVROLET-GM:** D20 / D20 Plus / D6000, **MASSEY FERGUSON:** Trator MF235 / MF265 / MF265/4, MF-275 / 275-4 / 283 / 290 / 290-4 / 292, Mf 295 / 295/4, 296 / 296/4 Turbo, Mf1630 / 3640 / 5650 / 6845 / 6855 / 6865, **FIAT-ALLIS:** Fb 80, **MWM-DIESEL:** Motor D229-3 / -4 / -6, Série D / Td, **VALMET:** Trator 62 ID / 785 / 985 / 1180, 65id / 68 / 68 Cafeeiro / 68 Especial / 78s / 78 Ve / 88 / 110id / 118 / 118-4 / 128 / 128 4x4 / 138 Turbo / 138-4 Turbo / 148 4x4 / 148 Turbo / 880 / 880 4x4 / 980 4x4 Turbo, **JOHN DEERE:** Jd 50 D, **MAXION:** Ideal 9070 / 9075 / 9090, 9110 / 9130 / 9150 / 9170, **YANMAR:** Motor BTD22 / BTD33 / BT22 / BT33, Bt / Btd / 1050.D / 1050.D 4x4, **VOLKSWAGEN:** 11130, 13130, **VALTRA:** Tratores

Bosch Equivalente / Replace



UF - 1.105

2 escovas / brushes

UF - 1.105/2

4 escovas / brushes



Aplicação / Application: **AGRALE-DEUTZ:** 6150, 7500TD, Trator AX4.80S / AX4.100S / AX4.120S / AX4.100 / AX4.190 / BX4.90 / BX4.110 / BX4.130 / BX4.150, Bx 4.60 / Bx 60, Ax 4100 / 4190 / 100s / 120s / 80s, Séries 5000 / 6000 / 7000 / Bx, 1800 D / Tx 1600, 7000 Dx / Tdx / 8500 Tdx / Ma 7.5 T, 6.150, **CASE:** W 18 / W20 / W20b, 80 Cr / 80 P, W 20 E, 580h / Sh 4x2, / 4x4, 580l, **CBT:** 1065 / 1105, 2080 / 2105, 8060 4x4, 8240,

Especificações / Features: **12V, Tipo / Type: JF** - Escova / Brush: 10 x 22 x 19 mm (L x A x C / W x H x L)

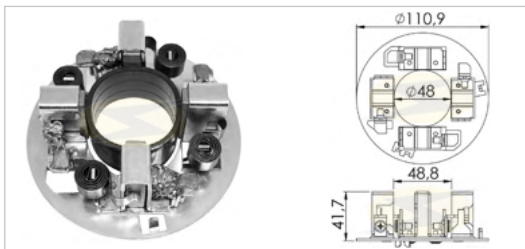
Equivalente / Replace: **BOSCH:** 9 001 083 569

Partida / Starter: 9 000 083 053, 9 000 083 054, 9 000 083 055, 9 000 083 056, 9 000 083 059,

9 000 083 061, 9 000 083 062, 9 000 083 069, 9 000 083 071, 9 000 083 072, 9 000 083 074, 9 000 083 075, 9 000 083 077, 9 000 453 072, 9 000 453 074, 9 000 453 076, 9 000 453 080, 9 000 453 082, 9 000 453 083, 9 000 453 089, 9 000 453 090, 9 000 453 091, F 006 ALO 602, 9 000 083 057, 9 000 083 058, 9 000 083 065, 9 000 083 067, 9 000 453 077

8440, 8260 4x4, 2105, **PERKINS:** Tratores, **MERCEDES BENZ:** 608 D L, 610 M L, 708 E L, 708 E LO, 709, 710, 712, 809 LO, 809 LO, 812 LO, 814 LO, 912, 914, 917, 1013 L, 1111 L, 1113 L, 1113 LA, 1113 LPO, 1114 L, 1116 L, 1117 L, 1117 LA, 1118 L, 1214 C, 1214 L, 1217 L, 1218 L, 1218 L Euro 1, 1219 LP, 1313 L, 1313 LA, 1313 LS, 1316 L, 1317 L, 1318 L, 1319 L, 1414 L, 1418 L, 1418 L Euro 1, 1419 LP, 1420 L, 1513 L, 1513 LA, 1516 L, 1517 L, 1518 L, 1518 LS, 1614 L, 1618 L, 1620 L, 1621 L, 1714 K, 1717 K, 1717 L, 1718, 1718 A, 1718 K, 1720, 1720 L, 1721 S, 1722 S, 1723, 2013 L, 2013 LA, 2014 L, 2016 L, 2213 L, 2213 LA, 2213 L, 2214 L, 2215 L, 2216 L, 2314 L, 2318 L, 2318 LB, 2318 LK, 2418, O362, O364, O365, OF812, OF1114, OF1313, OF1314, OH1313, OH1314, OH1316, Séries 6tl / 7tl / 7tl / 8tl / 9tl / 10tl / 11tl / 12tl / 12tl / 13tl / 14tl / 15tl / 16tl / 17tl / 20tl / 22tl / 23tl / 24tl / O / Of / Oh / Om, Om 366 A / C / La, 917 / Of1113 / Oh1113, Motor Especial Dresser (À Prova De Óleo), **NEW HOLLAND:** 8040 / 8055, Tc 55 / Tc 57 / Tc 59 / Tm 120, Trator Gamalta, **TOYOTA:** Bandeirante Om 364 (01.91→12.01), **CHEVROLET-GM:** D20 / D 6000, **MASSEY-FERGUSON:** Mf1630 / Mf3640 / Mf5650 / Mf 6845 / 55 / 65, Mf295 / 295/4 / 296 / 296/4, Mf 235 / 265 / 296/5, **MAXION:** Ideal 9075 / 9090, Ideal 9070 / 9075 / 9110 / 9130 / 9150 / 9170, **FIAT-ALLIS:** Fb 80, Mwm-Diesel: D 229-4 / D 229-5 / Td 229-6, D 229-3 / 229-4 / 229-6 / Tbd / Td **SLC:** 7700 Turbo, **VALMET:** Séries 62 / 65 / 68 / 78 / 88 / 110 / 118 / 128 / 138 / 148 / 880 / 980, 885s / 985s / 1180s / 1380s / 1680s / 1880s, 62 / 65 / 85 / 110 / 685, 1180, 785 / 885 / 985 / 1280 / 1580 / 1780, **MULLER:** Rolo compactador VAP55, Vibro Rt 62 / 82, Tm 12 / 14, **JOHN DEERE:** Jd 50 D, **KOMATSU:** D30e / D50a, Retro Escavadeira De Esteiras, **YANMAR:** Motor BTD22 / BTD33 / BT22 / BT33, Trator 1050, Bt / Btd / 1050.D / 1050.D 4x4, **FORD:** F 4000, Cargo World Truck C, **PUMA:** 7900 / 7900 T, 914, **VOLKSWAGEN:** 7100, 7120, 8100, 8120, 8140, 8140 CE, 8140 CO, 8150, 8150 OD, 9150 OD, 12140, 12170, 12180, 12180, 13150, 13170, 13180, 13190, 14150, 14170, 14180, 14200, 15170, 17210, Séries 7tl / 8tl / 9tl / 12tl / 13tl / 14tl / 15tl / 16tl / 17tl, 16.200 / 16.170 Bt, **FORD:** Cargo 814 / 815 / 1217 / 1417 / 1215 / 1415 / 1216 / 1416 / 1617 / 1421 / 1621, F12000, F14000, **SLC:** Colheiteadeira 6200 / 6200 Turbo / 7200 Turbo, **VALTRA:** Tratores

Bosch Equivalente / Replace



UF - 1.106

2 escovas / brushes

UF - 1.106/2

4 escovas / brushes



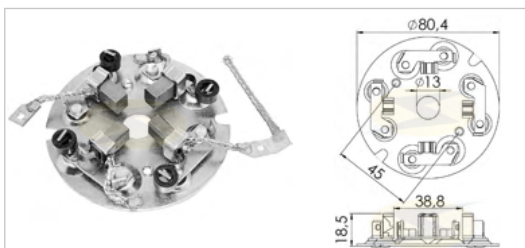
Aplicação / Application: **CASE:** W 36 B Turbo, **CUMMINS:** Ct - 6 Ct-8.3, **KENWORTH:** 13.210 / 22.210, **PETERBILT:** 13.210 / 22.210, **VOLKSWAGEN:** 16 T - 16.210, **MERCEDES BENZ:** 16 T L - L1625; 18 T L - Lg1825; 23 T L - L / Lb / Lk 2325, **FORD:** Cargo 2324 / 3224 Atac / C 4030, F7000

Especificações / Features: **12V, Tipo / Type: JE** - Escova / Brush: 9 x 36 x 18 mm (L x A x C / W x H x L)

Equivalente / Replace: **BOSCH:** 9 001 453 640

Partida / Starter: 9 000 453 029, 9 000 453 067, 0 001 370 001, **FORD:** 87HLL11001AA

Bosch Equivalente / Replace



UF - 1.107

2 escovas / brushes

UF - 1.107/2

4 escovas / brushes



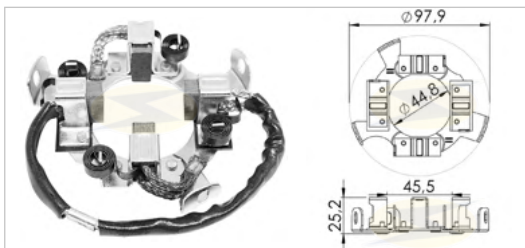
Aplicação / Application: **FORD:** Escort - Álcool E Transmissão Automática / Automatic Transmission, **VOLKSWAGEN:** Gol C / Ci / Gi (c/ refrig. a água), Parati C / CL / GL (c/ refrig. a água), Passat 1.5 / 1.6 / GTS (c/ refrig. a água), Saveiro CL / GL (c/ refrig. a água), Voyage C / CL / GL (c/ refrig. a água)

Especificações / Features: **12V, Tipo / Type: MWB** - Escova / Brush: 7 x 10 x 17 mm (L x A x C / W x H x L)

Equivalente / Replace: **BOSCH:** 9 001 451 052, **WAPSA:** 246012

Partida / Starter: 9 000 451 017, 9 000 451 003, 9 000 451 010, 9 000 451 011, 9 000 451 012, **WAPSA:** MWB19

Bosch Equivalente / Replace



UF - 1.110/2

2 escovas / brushes

UF - 1.110/4



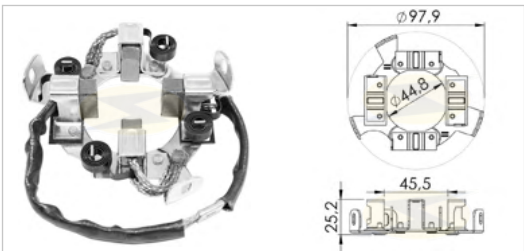
Aplicação / Application: **CASE:** 580 - 580 H, **CBT:** Trator - 1000, **HYSTER:** Empilhadeira / Forklift Com Motor Gm 2500 4 Cil. / Gm 4100 6 Cil, **MASSEY FERGUSON:** Trator MF50X / MF55X / MF65R / MF65X / MF85X / MF235 / MF250 / MF265 / MF283 / MF5300 / MF5310, Mf 200 - 283, Mf 200 - 290, Mf 5000 - 5300, Colheiteadeira / Combine 220, Mf 200 - 275 / 285 / 290, Trator 85 X, Trator 65r

Especificações / Features: **12V, Tipo / Type: MPB** - Escova Curta / Short Brush: 8,8 x 19 x 13 mm (L x A x C / W x H x L)

Equivalente / Replace: **WAPSA:** 9 001 453 025

Partida / Starter: 9 000 453 016, 9 000 453 038, 9 000 453 045, 9 000 453 049, 9 000 453 051, 9 000 453 052

Bosch Equivalente / Replace



UF - 1.111/2 2 escovas / brushes

UF - 1.111/4 4 escovas / brushes

Especificações / Features: 12V, Tipo / Type: **MPB** - Escova / Brush: 8,8 x 19 x 18 mm (LxAxC/WxHxL)

Equivalente / Replace: **BOSCH:** 9 001 453 023, **WAPSA:** 246007



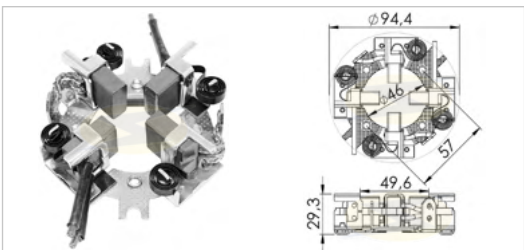
Partida / Starter: 9 000 453 020, 9 000 453 033, 9 000 453 034, 9 000 453 041, 9 000 453 044, 9 000 453 046, 9 000 453 047, 9 000 453 050, 9 000 453 053, 9 000 453 054, 9 000 453 060, 9 000 453 061, 9 000 453 027

Aplicação / Application: **CHEVROLET-GM:** A60 / A70 / A80 / A90, Caminhão C/ Perkins 6 / 4 Cil, **FORD:** Cargo 1113 / 1313 D229-6, F2000 D229-4, F7000 D229-6, F19000 D229-6, F21000 D229-6, F22000 D229-6, F22000 TD229-6, Trator 4610 / 5610 / 6610 / 610 TR4 / 7610,

HYSTER: Empilhadeira 4203 / 4236 (c/ motor Perkins 4 cil.), Cargo World Truck 1113, F 2000 / 4000 / 7000 / 11000 / 12000 / 13000 / 19000 / 21000 / 22000, Trator 4600 / 5600 / 6600, **VOLKSWAGEN:** 7t - 7.90 S / 7.110 S, 12t - 12.140 H, 7.140 / 11.160 / 22.160, **CASE:** Trator Escavo Carregador W7, Trator Retro - Escavador 580e / 580 CK, **CBT:** Trator 1090 / 1100, **CHRYSLER:** Caminhão P-700, **CLARK:** Empilhadeira /

Forklift - C300 Hy 40 / 50 / 60, Trator Michigan 75a / li / lii, **EATON:** Empilhadeira D83C / D83P / D87P, Pá carregadeira 250A / 1900, Empilhadeira / Forklift D83p / D83c / D78p, Pá-Carregadeira 250a / 1900, **FIAT-ALLIS:** Fb 80.2, Trator 4600 / 5600 / 6600, **HYSTER:** Empilhadeira/ Forklift Com Motor Perkins 4203 / 4236 4 Cil., **MASSEY FERGUSON:** Trator 95l / 95X (c/ motor Perkins 6 cil.), Mf 200 - Mf 296, Mf 295/4 / Mf 296 / Mf 296/4, Mf - 3000 / Mf - 3366 / Mf - 400, Motor Industrial Perkins, Trator 95x / 95l, **NEW HOLLAND:** Trator 7810 Genesis, 4630 / 5030 / 5630 / 6630 / 7630 / 7830 / 8030

Bosch Equivalente / Replace



UF - 1.112/2 2 escovas / brushes

UF - 1.112/4 4 escovas / brushes

Especificações / Features: 24V, Tipo / Type: **JF** - Escova / Brush: 10 x 22 x 23,5 mm (LxAxC/WxHxL)

Equivalente / Replace: **BOSCH:** 9 001 083 392

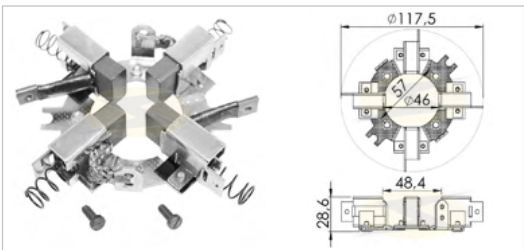


Partida / Starter: 9 000 083 043, 9 000 083 063, 9 000 083 064, 9 000 083 065, 9 000 083 066, 9 000 083 068, 9 000 083 073, 9 000 083 076, 9 000 453 075, 9 000 453 079, 9 000 453 086, 9 000 453 088, 9 000 083 045, 9 000 083 046, 9 000 083 050, 9 000 083 052, 9 000 453 080

Aplicação / Application: **CASE:** Escavadeira hidráulica 888 BCKE 6BT / CKE 6BT, Pá carregadeira W18 D OM366 / E OM366, Pá carregadeira W20 D OM366 A / E OM366 A, **EL DETALHE:** OA101 BF6L 913C, **FIAT:** 80 / 80S / 120 / 130 / 140 / 8340 / 8360, **FIAT-ALLIS:** Ad - Ad 7 B (06/1985→), Ad - Ad 7 B (12/1984→), Demais Ônibus E Caminhões C/ Partida Jf 24v, Escavadeira FH200 TD229 EC.06, Motoniveladora FG140 6CT 8.3, Pá carregadeira FR10 B D229-6 / FR12 B D229-6 / FR120.2 6CT 8.3, Trator de esteiras FA120 TD229 EC.09 / FD9 TD229-6

EC.06, **FORD:** Cargo 1618 6.10, B1618 6.10T, B1621 6.10T, **IVECO:** EuroCargo 120 E15 / 140 E18 / 150 E18 / 150 E20 / 150 E20T / 160 E21 / 160 E23 / 160 E23T, **KOMATSU:** Motoniveladora A835 / GD523A / GD523R (Cummins 6BT 5.9), Retroescavadeira PC150 / SE (Cummins 6BT 5.9), **MERCEDES-BENZ:** 13 T L - L 1317, 15 T L - L 1517, 917, 1214 L OM366, 1217 L OM366 A, 1218 L OM366 A, 1218 L OM366 A Euro 1, 1317 L OM352 A, 1414 L OM366, 1418 L OM366 A, 1418 L OM366 A Euro 1, 1517 L OM352 A, 1614 L OM366, 1618 L OM366 A, 1621 L OM366 A, O371 U OM366, O371 UL OM366 LA, O371 UL OM366 LA Euro 1, OF1115 OM366, OF1315 OM366, OF1318 OM366 A, OF1618, OF1620 OM366 LA, OF1721 OM366 LA, OH1315 G OM366, OH1318 OM366 A, OH1420, OH1421 L, OH1621 LE, OH1621 LG OM366, OH1623 LG OM366, OHL1620, OHL1621, **VOLKSWAGEN:** 16180 CO 6.10, 16210 CO 6.10 TCA, 17210 OD 6.10 TCA, 17240 OT 6.10 TCA, L80 4.10 TCA, **YANMAR:** Motor estacionário, Motor marítimo

Bosch Equivalente / Replace



UF - 1.113/2 2 escovas / brushes

UF - 1.113/4 4 escovas / brushes

Especificações / Features: 24V, Tipo / Type: **JF** - Escova / Brush: 10 x 22 x 19 mm (LxAxC/WxHxL)

Equivalente / Replace: **BOSCH:** 9 001 083 596

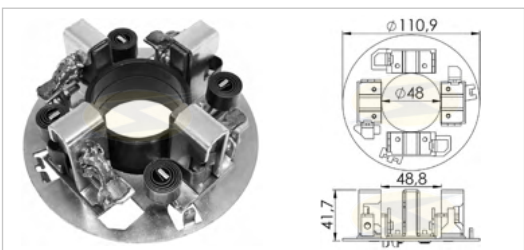


Partida / Starter: 9 000 083 043, 9 000 083 063, 9 000 083 064, 9 000 083 065, 9 000 083 066, 9 000 083 068, 9 000 083 073, 9 000 083 076, 9 000 453 075, 9 000 453 079, 9 000 453 086, 9 000 453 088, F 000 ALO 700

Aplicação / Application: **FIAT:** 80 / 80S / 120 / 130 / 140 / 8340 / 8360, **YANMAR:** Motor Estacionário E Marítimo, **CASE:** W18 D / W 18 E / W 20 D / W20 E, **EL DETALHE:** Oa 101 - (09/1997→), **MERCEDES BENZ:** OF1318 OM366 A, OF1618, OF1620 OM366 LA, OH1420, OH1421 L, 12 T L - L 1214 / 1217 / 1218, 14 T L - L 1414 / 1418, 16 T L - L 1614 / 1618 / 1621, Of 1318 / 1620, 13 T L - L 1317 / 15 T L - L 1517, O 371 U / UI, Of 1115 / 1315 / 1721, Oh 1315 G / Oh 1318 / Oh 1621 Lg / Oh 1623 Lg, **FIAT-ALLIS:** Motoniveladora FG140 6CT 8.3, Fg 140 - Motor 6 Ct 8.3 - (02/1999→), Ad 7 B, Fa 120, Fh 200, Fd 9, Fr 10 B, Fr 12 B, Fr 120.2, **VOLVO:** Vme L 30, **CASE:** Escavadeira hidráulica 888 BCKE

6BT / CKE 6BT, **KOMATSU:** A 835; Gd 523 A, Gd 523 R, Pc 150 Se, Retro-Escavadeira Pc 150 Modelo 3, **FORD:** Cargo World Truck 1618, B 1618, B 1621, **IVECO:** 120 E 15, 150, 149 E 18, 150 E 20, 150 E 20 T, 150 T, 160 E 21, 160 E 23, 160 E 23 T, **VOLKSWAGEN:** 16 T - 16.180 Co / 16.210 Co, 17t - 17.210 Od / 17.240ot, B 16.180, L 80, **IVECO:** EuroCargo 140 E18

Bosch Equivalente / Replace



UF - 1.114/2 2 escovas / brushes

UF - 1.114/4 4 escovas / brushes

Especificações / Features: 24V, Tipo / Type: **JE** - Escova / Brush: 9 x 36 x 18 mm (LxAxC/WxHxL)

Equivalente / Replace: **BOSCH:** 9 001 453 625



Partida / Starter: 9 000 453 068, F 000 ALO 801

Aplicação / Application: **DECAROLI,** Demais Ônibus E Caminhões Com Partida Je 24v, **MERCEDES BENZ:** 1625 LS, 1630 LS, 1825 LS, 1935 LS, 1938 LS, 1941 LS, 2325 L, 2635 L, 2638 LS, O400 R / RS / RSD / RSL / UP / UPA, OH1625 L, OH1635 L, OHL1624 G, OHL1630, OHL1635

Bosch Equivalente / Replace

UF - 1.115/4 4 escovas / brushes

Especificações / Features: **12V, Tipo / Type: DM / DA** - Escova / Brush: 5 x 12 x 11,6 mm



(L x A x C / W x H x L) Terminal saída lado esquerdo / Left side terminal

Equivalente / Replace: **BOSCH:** F 000 AL1 013, 9 001 081 092, F 000 AL1 054, F 000 AL1 459, F 000 AL1919

Partida / Starter: 9 000 081 010, F 000 AL0 401, F 000 AL0 402, F 000 AL0 306, F 000 AL0 313, F 000 AL0 414, 0 001 112 003, 0 001 112 038, F 000 AL0 329, F 000 AL0 415

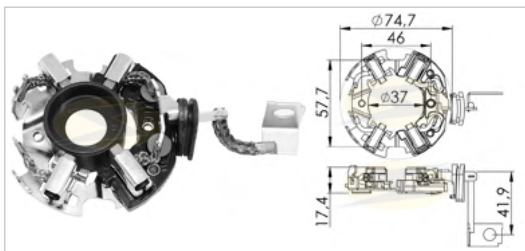
Aplicação / Application: **CHEVROLET-GM:** Corsa 1.6 Efi, **VOLKSWAGEN:** CrossFox 1.6, Fox 1.0 / 1.0 Flex / 1.6 / 1.6 Motion Flex / 1.6 Flex, Gol IV 1.0 / 1.0 Ecomotion / 1.0 Flex, Gol V 1.0 Flex / 1.6 Flex, Gol VI 1.0 Flex / 1.6 Motion Flex / 1.6 Flex, Golf III 1.8, Golf IV 1.6 / 1.6 Flex, Kombi 1.4 Flex, Kombi 1.6 Mi, Polo 1.6 / 1.6 Flex, Polo Sedan 1.6 / 1.6 Flex, Saveiro V 1.6 Flex, SpaceCross 1.6 Flex, SpaceFox 1.6 Flex, Transporter 1600 UG / BG, Variant 1600, Variant II 1600, Voyage 1.0 Flex / 1.6 Flex / 1.6 Motion Flex, Gol li / lii 1.0 Mi / 16v / Turbo, Parati li / lii / 1.0 Mi / 16v / Turbo, Fusca 1300 / 1500 / 1600, Gol 1.3, **GURGEL:**

Br 800, Tocantins L / Tr, **TRANSPORTER:** 1600 / Variant / li, **SEAT:** Cordoba 1.6 / 1.8, Ibiza 1.6

Bosch Equivalente / Replace

UF - 1.116/4 4 escovas / brushes

Especificações / Features: **12V, Tipo / Type: DM / DA** - Escova / Brush: 5 x 12 x 11,6 mm



(L x A x C / W x H x L) Terminal saída lado direito / Right side terminal

Equivalente / Replace: 1 004 336 809, F 000 AL1 054, F 000 AL1 055, F 000 AL1 283, F 000 AL1 396

Partida / Starter: **BOSCH:** 0 001 112 041, 0 001 112 033, F 000 AL0 324, F 000 AL0 326, F 000 AL0 328, F 000 AL0 330, F 000 AL0 334, F 000 AL0 413, 0 001 107 027, 0 001 107 028, 0 001 107 044, 0 001 107 059, 0 001 107 076, 0 001 107 082, 0 001 113 009, 9 000 081 003, F 000 AL0 003, F 000 AL0 301, F 000 AL0 302, F 000 AL0 304, F 000 AL0 309, F 000 AL0 310, F 000 AL0 314, F 000 AL0 400, **CITROEN:** 5228C2, **FIAT:** 77364844, **PEUGEOT:** 5825C2

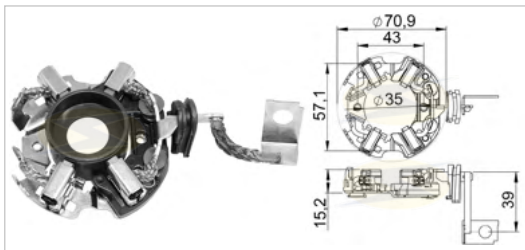
Aplicação / Application: **FORD:** Escort 1.1 / 1.6i 16V, Fiesta 1.0 / 1.0i / 1.3 / 1.3i / 1.4i Flair Fun, Escort / Orion 1.6i 16v / Ka 1.3i / Escort 1.3 / Turnier / 1.4 / Cabrio / Express 55 / 75, **OPEL:** Calibra 2.0i Turbo, **CITROEN:** Berlingo 1.8i / Evasion 2.0i Turbo / Xantia 1.6 / 1.8 / 2.0i / Xm 2.0i / 16v Turbo / Xsara 1.8i / 16v / Break / Coupe / 2.0 / 16v / Zx / 1.8i, **FIAT:** Ulysse 1.8 / 2.0 / 2.0 Turbo, Ducato 10 / 13 / 14 / 18 / Ulysse / Palio 1.0 8v / Uno Mille 1.0 Spi /

Weekend 1.0 8v / Strada 1.0 8v / Doblo Ex Fire 1.3i / Palio 1.0 / 1.3 Mpi 16v / Weekend / Siena / Strada, **PEUGEOT:** 205 1.9i, 306 1.8i / 1.8i 16v / 1.8i 16v Break / 1.8i 16v Cabriolet / 1.8i Break / 1.8i Cabriolet / 2.0i / 2.0i 16v Cabriolet, 405 1.6i / 1.8i / 2.0i, 605 2.0i 16v, 806 2.0i / 2.0i Turbo, Partner 1.8i, **VOLVO:** S40 / V40, **CHEVROLET-GM:** Agile 1.4 Flex, Calibra, Celta 1.0 / 1.0 VHC / 1.0 VHC Flexpower / 1.0i / 1.4 MPFI, Classic 1.0 VHC, Corsa 1.0 EFI / 1.0 MPFI / 1.0 MPFI 16v / 1.0 VHC Flexpower / 1.4 EFI / 1.6 EFI / 1.6 EFI SOHC / 1.6 MPFI / 1.6 MPFI 16v / GSi 1.6 SFI 16v, Corsa Pick-up 1.6 EFI / 1.6 MPFI, Corsa Sedan 1.0 MPFI / 1.0 MPFI 16v / 1.0 VHC / 1.0 VHC Flexpower / 1.6 MPFI / 1.6 MPFI 16v, Corsa Wagon 1.0 MPFI / 1.0 MPFI 16v / 1.6 MPFI / 1.6 MPFI 16v, Meriva 1.4 EconoFlex, Montana 1.4 EconoFlex, **VOLKSWAGEN:** Gol 1.6, Gol II 1.6 Mi / 1.6i / Special 1.0 Mi 8v, Gol III 1.6 Mi / 1.6 Mi Total Flex, Gol IV 1.6 Total Flex, Parati 1.6, Parati II 1.6 Mi / 1.6i, Parati III 1.6 Mi / 1.6 Mi Total Flex, Parati IV 1.6 Total Flex, Saveiro 1.6 / 1.6 Mi, Saveiro II 1.6 Mi, Saveiro III 1.6 Mi, Saveiro III 1.6 Mi Total Flex, Saveiro IV 1.6 Total Flex, Voyage 1.6 UN, **MERCEDES-BENZ:** Classe A 160, **YANMAR:** Motor NS18

Bosch Equivalente / Replace

UF - 1.117/4 4 escovas / brushes

Especificações / Features: **12V, Tipo / Type: DW / DB** - Escova / Brush: 5 x 12 x 11,6 mm



(L x A x C / W x H x L) Terminal saída lado esquerdo / Left side terminal

Equivalente / Replace: 1 004 336 801, 1 004 336 821, 1 004 336 827, 1 004 336 951, F 000 AL1 051, F 000 AL1 391, 1 004 336 964

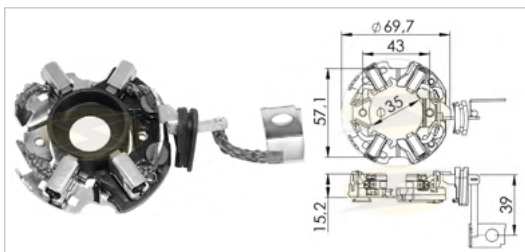
Partida / Starter: 0 001 106 015, 0 001 107 003, 0 001 107 007, 0 001 108 094, 0 001 107 016, 0 001 107 019, 0 001 107 020, 0 001 107 021, 0 001 107 022, 0 001 107 039, 0 001 107 054, 0 001 107 063, 0 001 107 066, 0 001 107 068, 0 001 107 091, 0 001 121 008, 0 001 121 009, 0 001 121 016, 0 001 121 028, 9 001 081 001, 0 001 106 011, 0 001 107 023, 0 001 107 030, 0 001 107 049, 0 001 107 062, 0 001 121 006, 0 001 121 007, 0 001 121 017, 0 001 121 018, 0 001 121 019, 0 001 121 023, 9 000 081 002, 9 000 081 001

Aplicação / Application: **FORD:** Escort 1.6i AE / 1.8i / 1.8i 16V / 1.8i AP / 2.0i / 2.0i AE / 2.0i AP, Mondeo 2.0i / 2.0i Turnier, Verona 1.8i / 1.8i AP / 2.0i / 2.0i AP, **CITROEN:** Berlingo / Evasion / Xantia / Xm / Xsara, **FIAT:** Brava 1.8 MPI 16V, Bravo 1.6 16V, Doblo 1.6 MPI 16V, Marea 1.8 MPI 16V / 2.0 20V / 2.0 MPI 20V Turbo, Marea Weekend 1.8 MPI 16V / 2.0 MPI 20V Turbo, Palio 1.6 MPI 16V, Palio Weekend 1.6 MPI 16V, Siena 1.6 MPI 16V, Strada 1.6 Mi 16V, Tempra 2.0 S.W., Tipo 1.8 / 2.0 / 2.0 16V, Ducato 10 / 13 / 14 / 18 / Ulysse / Doblo, **PEUGEOT:** 205 / 306 / 405 / 605 / 806 / Partner, **VOLKSWAGEN:** Beetle 2.0, Bora 1.6 / 1.6 Variant, Golf 1.8, Golf II 1.8 / 2.0 Mi 16V, Golf III 1.6 Mi / 1.8 / 1.8 Mi / 2.0 Mi / 2.0 Syncro, Golf IV 1.4 / 1.4 Variant / 1.6 / 1.6 Variant / 1.6i / 1.6i S / 1.6i Variant / 1.8 / 1.8 4 Motion / 1.8 GTi / 1.8 GTi Turbo / 2.0 / 2.0 Variant / 2.0i, Logus 1.6 / 1.6i / 1.8 / 1.8i / 2.0 / 2.0 Mi / 2.0i, Passat 1.8 / 1.8 Syncro / 1.8 Syncro Variant / 1.8 Turbo / 1.8 Turbo Variant / 1.8 Variant / 2.0, Passat II 2.0i 16V, Pointer 1.8 / 1.8i / 2.0 / 2.0 Mi / 2.0i, Polo 1.0 16V / 1.6 / 2.0, Polo Sedan 2.0, Gol II 2.0 Mi 16V, Gol III 1.6 Mi / 1.8 Mi / 2.0 Mi, Parati II 2.0i 16V, Passat 1.6 / 1.8 / 1.8 Turbo / 2.0 / 2.0 4Motion, Logus, **SEAT:** Alhambra 1.8 Turbo / 2.0, City Golf 1.6, Cordoba 1.6 / 1.8 / 1.8 16V / 2.0, Ibiza 1.6 / 1.8, Inca 1.6 EFI, Vario 1.6, City Golf, **AUDI:** 100 1.6 / 1.6 Avant / 2.0 / 2.0 Avant quattro / 2.0 quattro, 200 1.8i Turbo (1997-1999), 80 1.6 / 1.6 Avant / 1.8 quattro / 2.0 / 2.0 Avant / 2.0 Avant quattro / 2.0 E / 2.0 E Avant / 2.0 quattro, A4 1.6 / 1.6 Avant / 1.8 / 1.8 Avant / 1.8 Avant quattro / 1.8 T / 1.8 T Avant / 1.8 T Avant quattro / 1.8 T quattro / 1.8 quattro, A6 1.8 / 1.8 Avant / 1.8 Avant quattro / 1.8 T / 1.8 T Avant / 1.8 T Avant quattro / 1.8 T quattro / 2.0 / 2.0 Avant / 2.0 Avant quattro / 2.0 quattro, Cabriolet 1.8 / 2.0, Coupe 2.0 (1991-1995), A3 1.6 / 1.8 / 1.8T, TT Coupe 1.8T, **OPEL:** Corsa 1.0i, **NISSAN:** Sentra, **CHEVROLETE - GM:** Corsa 1.0i, **VOLVO:** S40 1.6 16V / 1.8 16V / 1.9 T4 / 2.0 T 16V (1995-2004), V40 1.6 16V / 1.8 16V / 2.0 16V / 2.0 T4, **SKODA:** Superb 1.8 T / 2.0 (2001-2008)

Bosch Equivalente / Replace

UF - 1.118/4 4 escovas / brushes

Especificações / Features: **12V, Tipo / Type: DW / DB** - Escova / Brush: 5 x 12 x 11,6 mm



(L x A x C / W x H x L) Terminal saída lado direito / Right side terminal

Equivalente / Replace: F 000 AL1 053, F 000 AL0 100, F 000 AL1 171, F 000 AL1 222, F 000 AL2 057

Partida / Starter: 0 001 107 015, 9 000 081 004, 9 000 081 005, 9 000 081 006, 9 000 081 007, 9 000 081 008, F 000 AL0 104, F 000 AL0 502, F 000 AL0 102, F 000 AL0 507, F 000 AL0 106, F 000 AL0 101, F 000 AL0 121

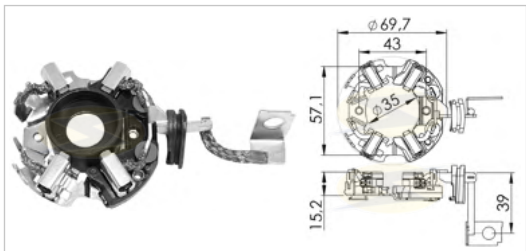
Aplicação / Application: **CHEVROLET-GM:** Astra 1.8 MPFI / 2.0 MPFI, Astra Sedan 1.8 MPFI, Ipanema 2.0 MPFI, Kadett 2.0 MPFI, Omega 2.0 MPFI / Suprema 2.0 MPI, Vectra 2.0 / 2.0 GSi 16V / 2.0 MPFI, Zafira 2.0 MPFI, **OPEL:** Astra / Calibra / Omega / Vectra, **VOLKSWAGEN:** Gol 1.8 / 2.0 GTi, Gol II 1.8 Mi / 1.8i / 2.0 Mi / 2.0i, Gol III 1.8 Mi / 2.0 Mi, Parati 1.6 / 1.8, Parati II 1.8 Mi / 2.0 Mi / 2.0i, Parati III 1.8 Mi / 2.0 Mi, Quantum 1.8 / 1.8 Mi / 1.8i / 2.0 Mi / 2.0i, Santana 1.8 Mi / 1.8i / 2.0 Mi / 2.0i, Saveiro 1.8, Saveiro II 1.6 Mi / 1.8 Mi / 2.0 Mi, Saveiro III 1.6 Mi / 1.8 Mi / 2.0 Mi, Voyage 1.8 / 1.8 Special,

CITROEN: Xsara Picasso 2.0 16V, **FIAT:** Marea 1.8i 16V / 2.4i 20V / Turbo 2.0i 20V, Palio 1.6 16V, Palio Weekend 1.6 16V, Tempra 2.0 8V / 2.0 MPI 16V / 2.0 SPI 8V / Turbo 2.0 MPI 8V, **FORD:** Royale 1.8i / 2.0 / 2.0i, Versailles 1.8i / 2.0 / 2.0i

Bosch Equivalente / Replace

UF - 1.119/4 4 escovas / brushes

Especificações / Features: 12V, Tipo / Type: DW - Escova / Brush: 5 x 12 x 11,6 mm



(L x A x C / W x H x L) Terminal saída lado direito / Right side terminal

Equivalente / Replace: **BOSCH:** 1 004 336 957, F 000 AL1 052

Partida / Starter: 0 001 107 015, F 000 AL0 100, 0 001 107 045

Aplicação / Application: **CHEVROLET-GM:** Ipanema 1.8 / 1.8 EFI / 2.0 / 2.0 EFI, Kadett 1.8, Kadett 1.8 EFI / GS 2.0 / 2.0 EFI, Monza 1.6 / 1.8 / 1.8 EFI / 2.0 / 2.0 EFI / MPFI, Monza Hatch 1.6 / 1.8 / 2.0, Vectra 2.0 MPFI, Astra 1.8 / 2.0 / I / Sedan 1.8 / 2.0 / I / Mpf / 16v, Blazer 2.2 Efi / Ipanema 2.0 Mpf / Kadett 2.0 Mpf / Omega 2.0 / 2.2i, Suprema 2.0 / 2.2 / 3.0i / S10 Efi / Mpf / Vectra 2.0 / Gsi 16v / Zafira 2.0 / I / 16v,

OPEL: Astra 2.0i / Calibra 2.0i Turbo / 16v / Omega 1.8 / 2.0 / I / Vectra 2.0 / 16v / 2000 / 4x4, **FIAT:** Brava 1.6 MPI 16V / 1.8 MPI 16V, Linea 1.8 16V Flex / 1.8 16V Flex LX / 1.8 16V Flex Dualogic / 1.8 16V Flex Dualogic LX / 1.9 16V Flex / 1.9 16V Flex Dualogic, Marea 1.6 MPI 16V /

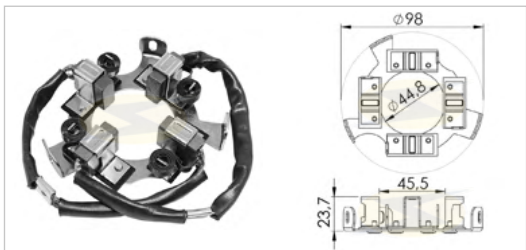
1.8 MPI 16V / 2.0 MPI 20V / 2.0 MPI 20V Turbo / 2.4 MPI 20V, Marea Weekend 1.6 MPI 16V / 1.8 MPI 16V / 2.0 MPI 20V / 2.0 MPI 20V Turbo / 2.4 MPI 20V, Palio Adventure 1.6 MPI 16V, Siena 1.6 MPI 16V, Strada 1.6 MPI 16V, Tempra 2.0 MPI 16V / 2.0 SPI 8V, Fiorino 1.0 / 1.5 (→1995), Palio 1.6 16v / Palio Weekend 1.0 / 1.5 8v (→96) / 1.6 16v, Siena, Strada 1.0 / 1.5 8v (→99), Uno 1.5 / Mille, **FORD:** Royale 1.8i / 2.0 / 2.0i, Versailles 1.8i / 2.0 / 2.0i,

VOLKSWAGEN: Gol 1.8 / 2.0 GTi, Gol II 1.8 Mi / 1.8i / 2.0 Mi / 2.0i, Gol III 1.8 Mi / 1.8 Mi Total Flex / 2.0 Mi, Gol IV 1.8 Total Flex, Parati 1.8, Parati II 1.8 Mi / 1.8i / 2.0 Mi / 2.0i, Parati III 1.8 Mi / 1.8 Mi Total Flex / 2.0 Mi, Parati IV 1.8 Total Flex, Quantum 1.8 Mi / 1.8i / 2.0 Mi / 2.0i, Santana 1.8 Mi / 1.8i / 2.0 Mi / 2.0i, Saveiro 1.8 / 1.8 Mi, Saveiro II 1.8 Mi / II 2.0 Mi, Saveiro III 1.8 Mi / 1.8 Mi Total Flex / 2.0 Mi, Saveiro IV 1.8 Total Flex, Voyage 1.8 / 1.8 Special

Bosch Equivalente / Replace

UF - 1.124/4 4 escovas / brushes

Especificações / Features: 24V, Tipo / Type: EMT - Escova / Brush: 8,8 x 19 x 22 mm



(L x A x C / W x H x L) Quatro pólos isolados / Four isolated poles

Equivalente / Replace:

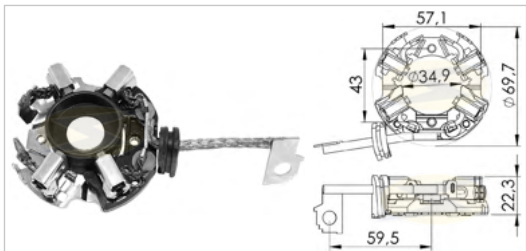
Partida / Starter: 9 135 081 000

Aplicação / Application: Empilhadeira / Forklift

Bosch Equivalente / Replace

UF - 1.125/4 4 escovas / brushes

Especificações / Features: 12V, Tipo / Type: DW - Escova / Brush: 5 x 16 x 13 mm (L x A x C / W x H x L)



Giro Sentido Horário / Clock Wise Rotation, Terminal saída lado direito / Right side terminal

Equivalente / Replace: **BOSCH:** 1 004 336 806, 1 004 336 960, 1 004 336 968, 1 004 336 998, 1 004 336 423, 1 004 336 677,

1 004 336 740, 1 004 336 762, 1 004 336 832, 1 004 336 954

Partida / Starter: 0 001 108 128, 0 001 108 026, 0 001 108 064, 0 001 108 070, 0 001 108 080, 0 001 108 101, 0 001 108 121, 0 001 108 130, 0 001 108 135, 0 001 108 136, 0 001 108 138, 0 001 108 139, 0 001 108 140, 0 001 108 143, 0 001 108 146, 0 001 108 155, 0 001 108 157, 0 001 108 159, 0 001 108 166, 0 001 108 167, 0 001 108 173, 0 001 108 176, 0 001 108 183, F 010 AL0 103, 0 001 108 010, 0 001 108 018, 0 001 108 027, 0 001 108 048, 0 001 108 065, 0 001 108 079, 0 001 108 102, 0 001 108 105, 0 001 108 106, 0 001 108 113, 0 001 108 115, 0 001 108 122, 0 001 108 133

Aplicação / Application: **ALFA ROMEO:** Alfa 156 2.5 24V / 165 3.0i.e. / 166 3.0 V6 24V, Spider 3.0 V6 12V, Alfa 155 2.0 T.S. / 156, Berlina

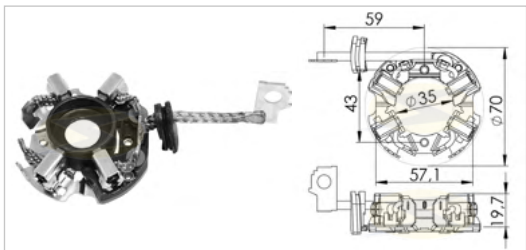
/ Sport Wagon / 164 / 166 / Spider, **AUDI:** S4 2.2 Avant Quattro / Quattro, S6 2.2T Avant Quattro / 2.2 T, 80 2.2 Rs2 / Quattro S2 / S6 2.2 T, 100 2.2, 200 2.2 Turbo, **BMW:** 316 / 318 / 320 / 323 / 325 / I / 328 / 525 / I / 528 / Z3,

CHEVROLET-GM: C20 4.1 MPFI / Powertech, Omega 3.0 MPFI / Suprema 3.0 MPFI, Silverado 4.1 Powertech, Omega 3.0 / 4.1 / I, Suprema 3.0 / 4.1 / I, C20, Silverado 4.1, **CHRYSLER:** Grand Caravan 3.0 I Le, **CITROEN:** Berlingo 1.9i, XM 2.0i 16V / 2.0i Turbo, Evasion 2.0i / Turbo, Berlingo 1.8i, Xantia 1.6 / 1.8 / 2.0, Xm 2.0, Xsara 1.8 / 2.0 / Turbo, Zx 2.0i, Picasso 2.0 Turbo, **FIAT:** Brava 1.9 ELX JTD Diesel, Fiorino 1.7 Diesel, Marea 1.9 ELX JTD Diesel, Marea Weekend 1.9 ELX JTD Diesel, Palio 1.7 SX Turbo Diesel / ELX Turbo Diesel / EX Turbo Diesel, Palio Weekend ELX Turbo Diesel, Siena ELX Turbo Diesel / EX Turbo Diesel, Stilo 1.9 JTD Diesel, Strada 1.7 Turbo Diesel, Ulysse 1.9 TD / 2.0i.e. Turbo / 2.1 TD, Ulysse 1.8 / 1.9 / 2.0 / 2.1 / I.E. / Td / Turbo, Croma 2.0 / I.E. / 16v / Turbo, **FORD:** Escort 1.6i 16V / Cabrio / Turnier / XR3i Cabrio, Mondeo 1.8i / 2.0i Turnier, Transit FT 080 / 100 / 120 / 150 / 190 2.0i NSG, Escort 2.0i 16v Rs 2000 / 4x4 / Escort 1.8i 16v Xr3 Cabriolet / Turnier, Euroline / Nugget / Scorpio / Tourneo / Transit, **OPEL:** Omega 3.0i Evolution 500, Omega 2.4 / 2.6 / 3.0 / 3.6 / I, **PEUGEOT:** 306 1.8 / 2.0 / I / 16v, 405 1.8 / 2.0, 605 2.0i 16v / 3.0i 24v, 806 2.0i, Partner 1.8i, **RENAULT:** Berlingo 1.9 I, Partner 1.9 I, Clio 2.0i Williams, Laguna 2.0i, **VOLKSWAGEN:** Gol 1.6 D, Kombi 1.6 D, Parati 1.6 D, Parati III 1.9 D, Saveiro III 1.6 / 1.9 D, Transporter Diesel, **VOLVO:** S70 2.3, V70 2.3 / 2.5 20V / AWD, C70 / S70 / V70 / 850 - 2.5 Glt / Turbo / R / T-5 / T-5r / S40 - 1.8 / 2.0 16v / V40 - 1.8 16v

Bosch Equivalente / Replace

UF - 1.126/4 4 escovas / brushes

Especificações / Features: 12V, Tipo / Type: DW - Escova / Brush: 5 x 16 x 13 mm



(L x A x C / W x H x L) Giro sentido anti-horário / Counter clockwise rotation, Terminal saída lado esquerdo / Left side terminal

Equivalente / Replace: **BOSCH:** 1 004 336 811, 1 004 336 362, 1 004 336 426, 1 004 336 442, 1 004 336 467, 1 004 336 772,

1 004 336 904, 1 004 336 911, 1 004 336 919, 1 004 336 923, 1 004 336 961

Partida / Starter: 0 001 107 003, 0 001 108 076, 0 001 108 099, 0 001 108 050, 0 001 108 059, 0 001 108 060, 0 001 108 077, 0 001 108 096, 0 001 108 127, 0 001 108 168, 0 001 111 001, 0 001 111 005, 0 001 106 409, 0 001 108 005, 0 001 108 021, 0 001 108 094, 0 001 108 095, 0 001 108 907, 0 001 108 121, 0 001 108 147, 0 001 108 190


Aplicação / Application: **LADA (SHIGULI):** Samara 1.3 / 1.5 / Fun, 110 1.5, Nova 1.7, Samara 1.1, **FIAT:** Tempra 2.0 I.E. S.W, Tipo / Type 1.8 / 2.0 / I.E. / 16v, **VOLKSWAGEN:** Golf 1.8 / li 1.8; Passat (Importado / Imported) 2.0, Golf II 1.8 GTi, Golf III 2.8 VR6, Jetta III 2.8 VR6, Passat

1.6 / 1.8 16V / 2.0 16V / 2.8 VR6, Transporter T4 2.0, **FORD:** Galaxy 2.8i V6, **PORSCHE:** 924 2.0 Turbo, 944 2.5 / 2.5 Turbo, **SEAT:** Toledo 2.0

Bosch Equivalente / Replace

UF - 1.127/4 4 escovas / brushes

Especificações / Features: **12V, Tipo / Type: DW / DB** - Escova / Brush: 6 x 18 x 14,5 mm



(L x A x C / W x H x L) Giro Sentido Anti-horário / Counter Clockwise Rotation, Terminal saída lado esquerdo / Left side terminal

Equivalente / Replace: **BOSCH:** 1 004 336 800, 1 004 336 847, 1 004 336 884, 1 004 336 906, 1 004 336 926, 1 004 336 933, 1 004 336 958, 1 004 336 983, 1 004 336 990, 1 004 336 991, 1 004 336 257, 1 004 336 402, 1 004 336 408, 1 004 336 429, 1 004 336 440, 1 004 336 446, 1 004 336

Partida / Starter: 0 001 110 047, 0 001 110 059, 0 001 110 076, 0 001 110 086, 0 001 125 005, 0 001 125 011, 0 001 125 048, 0 001 125 018, 0 001 125 042, 0 001 125 012, 0 001 109 011, 0 001 109 012, 0 001 110 001, 0 001 110 002, 0 001 110 009, 0 001 110 010, 0 001 110 014, 0 001 110 015, 0 001 110 018, 0 001 110 031, 0 001 110 033, 0 001 110 057, 0 001 110 062, 0 001 110 069, 0 001 110 070, 0 001 110 077, 0 001 110 081, 0 001 110 084, 0 001 110 087, 0 001 110 099, 0 001 110 118, 0 001 110 119, 0 001 124 001, 0 001 124 005, 0 001 124 006, 0

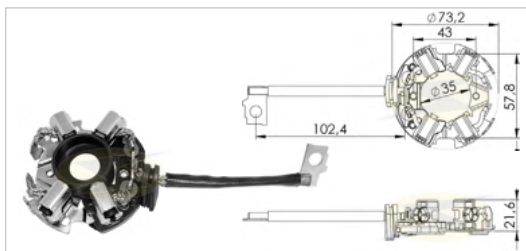
001 124 007, 0 001 124 011, 0 001 124 014, 0 001 125 001, 0 001 125 002, 0 001 125 006, 0 001 125 013, 0 001 125 016, 0 001 125 019, 0 001 125 031

Aplicação / Application: **AUDI:** A3 1.8 T, S3 Quattro, Tt Coupe / Tt Roadster 1.8t Quattro, S3 1.8 Quattro, 911 3.6 Carrera 4 / Carrera 4S / Targa / Targa 4, **PORSCHE:** 911 3.6 Carrera / Targa / Turbo, **SEAT:** Cordoba 1.9 Diesel / Turbo / Sdi / Tdi, Ibiza 1.9 Diesel / Turbo, Alhambra 2.8, **VOLKSWAGEN:** Passat (Importado / Imported) 2.8vt6, Golf Ivt 1.9 / 2.3 / Tdi / V5 / 4 Motion / Variant, Transporter California / Caravelle / Multivan 1.9 / 2.4 **HYUNDAI:** Aerovan

Bosch Equivalente / Replace

UF - 1.128/4 4 escovas / brushes

Especificações / Features: **12V, Tipo / Type: DW** - Escova / Brush: 6 x 18 x 14,5 mm



(L x A x C / W x H x L) Giro Sentido Horário / Clockwise Rotation, Terminal saída lado direito / Right side terminal

Equivalente / Replace: **BOSCH:** 1 004 336 835, 1 004 336 908, 1 004 336 949, 1 004 336 361, 1 004 336 460, 1 004 336 463, 1 004 336 465, 1 004 336 802, 1 004 336 845, 1 004 336 848, 1 004 336 994

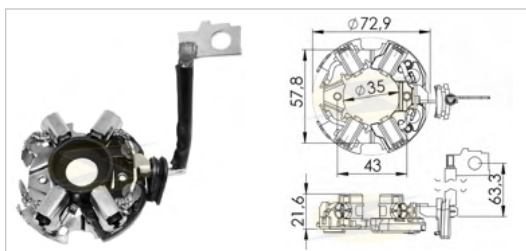
Partida / Starter: 0 001 108 182, 0 001 110 003, 0 001 110 026, 0 001 110 095

Aplicação / Application: **RENAULT:** Clio 1.0 I 8v / 1.6 I, Express, Extra, Rapid 1.6 / 1.7, Novo Scénic, Clio II 1.0i 8V, Express 1.6 Diesel

Bosch Equivalente / Replace

UF - 1.129/4 4 escovas / brushes

Especificações / Features: **12V, Tipo / Type: DW / DB** - Escova / Brush: 6 x 18 x 14,5 mm



(L x A x C / W x H x L) Terminal saída lado direito / Right side terminal

Equivalente / Replace: **BOSCH:** 1 004 336 807, 1 004 336 826, 1 004 336 942, 1 004 336 959, 1 004 336 981, 1 004 336 996

Partida / Starter: 0 001 109 021, 0 001 109 306, 0 001 110 011, 0 001 110 017, 0 001 110 025, 0 001 110 041, 0 001 110 079, 0 001 110 104, 0 001 109 036, 0 001 109 040, 0 001 110 029, 0 001 110 063, 0 001 124 015, 0 001 110 120, F 000 AL0 111, 0 001 109 014, 0 001 110 030, 0 001 110 072, 0 001 110 100, 0 001 110 106, 0 001 110 107, F 000 AL0 131, F 010 AL0 101, F 042 002 065

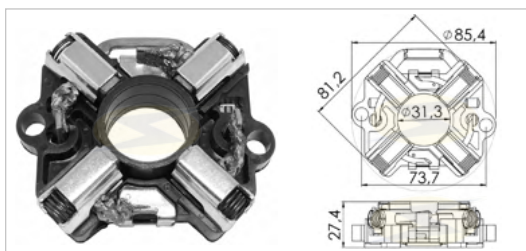
Aplicação / Application: **AUDI:** 80 1.9 Diesel Turbo / 1.9 TDI, A6 1.9 TDI / 1.9 TDI Avant / 4.2 V8 Quattro, A8 4.2 Quattro, S6 4.2, S8 4.2 Quattro, A6 / A8 Quattro 4.2, Cabriolet 1.9, S6 / S8 4.2, **BMW:** M5 3.8 / Touring, 530i 3.0 (1992-1995), 530i Touring 3.0 (1992-1996), 535i 3.5 (1996-2003), 540i 4.0 (1992-1995), 540i 4.4 (1996-2003), 540i 4.0 Touring (1993-1996), 540i Touring 4.4 (1997-2004), 730iVL 3.0 (1991-1996), 735iVL 3.5

(1994-2001), 740iVL 4.0 (1991-1996), 740iVL 4.4 (1996-2001), 840Ci 4.4 (1994-1999), 840i 4.0 (1993-1996), M5 5.0 (1998-2003), X5 4.4 i (1999-2003), X5 4.5 is (2002-2003), Z8 5.0 (2000-2003), **FIAT:** Duna 1.7 D / Weekend, **FORD:** Courier 1.8 Diesel, Escort 1.8 - Express 55 / 75 / Cabrio / Turnier / Diesel / Turbo, Mondeo 1.8 Turbo, **IVECO:** Dailly, **JAGUAR:** Xj6 4.0, **MERCEDES-BENZ:** Sprinter 312 D / 410 D, **PEUGEOT:** 306 1.9 D, 405 1.9 D, **PORSCHE:** Boxter 2.5i, **RENAULT:** Safrane 2.2i, **LAND ROVER:** Defender 3.5, Discovery 3.9i V8, New Discovery 4.0i, Range Rover 3.5i / 3.9i / 3.9i Classic / 4.2 Vogue, Range Rover II 4.0i V8 / 4.6i V8, **VOLKSWAGEN:** Passat (Importado / Imported) 2.5 Tdi, **VOLVO:** 850 2.5 Glt, 960 3.0

Bosch Equivalente / Replace

UF - 1.131/4 4 escovas / brushes

Especificações / Features: **12V, Tipo / Type: EV** - Escova / Brush: 7,5 x 18 x 17 mm



(L x A x C / W x H x L) Giro Sentido Horário / Clockwise Rotation

Equivalente / Replace: **BOSCH:** 9 003 334 314, 1 004 112 906, 1 004 112 907

Partida / Starter: 9 000 331 411, 9 000 331 419, 9 000 331 432, 9 000 331 433, 0 001 218 128, 0 001 218 135, 0 001 218 004, 0 001 218 006, 0 001 218 009, 0 001 218 012, 0 001 218 013, 0 001 218 015, 0 001 218 016, 0 001 218 018, 0 001 218 019, 0 001 218 021, 0 001 218 023, 0 001 218 025, 0 001 218 029, 0 001 218 101, 0 001 218 103, 0 001 218 107, 0 001 218 115, 0 001 218 118, 0 001 218 126, 0 001 218 142, 0 001 218 152, 0 001 218 153, 0 001 218 158, 0 001 218 160, 0 001 218 161, 0 001 218 163, 0 001 218 176, 0 001 218 122, 0 001 218 011, 0 001 218 125, 0 001 218 137, 0 001 218 138, 0 001 218 140, 0 001 218 159, 0 001 218 165, 0 001 218 108, 0 001 218 168, 0 001 218 174, 0 001 218 177, 0 001 218 136, 0 001 218 157, 0 001 218 171, 6 003 AB1 J00, 0 001 218 172

Aplicação / Application: **OPEL:** Frontera 2.3 Td, Omega 2.3 D / Dt, **ALFA ROMEO:** Alfa 33 1.8 / Sw / Td, 155 2.5 Td, 164 2.5 Td, **CHRYSLER:** Voyager 2.5 Td, **ROVER:** 825 2.5 Td, **MERCEDES-BENZ:** Classe Sl 600 Coupe / Sec / V12 / Sel, Mb 100 D / 180 D, Sprinter 310 D / 312 D / 412 D, Sprinter 410D, 250 D Turbo Diesel, 300 D Turbo, **FIAT:** Ducato - 10 / 14 / 18 - 2.5 D / Dt / Egr / Eco / 4x4, **BMW:** 750 I / II, 850 I / Ci, **CHEVROLET-GM:** S10 2.5 Diesel, Blazer 2.5 Diesel, **DODGE:** Dakota 2.5 D, **FORD:** F1000 HSD, Mondeo 1.8 Turbo Diesel, Courier 1.8 Diesel, Escort 1.8 - Express 55 / 75 / Cabrio / Turnier / Diesel / Turbo, Mondeo 1.8 Turbo Diesel, F-1000 / F-1000 Hsd, **IVECO:** Daily 10, **MARCOPOLO:** Volare, **PEUGEOT:** Boxer 2.5 Tdi, **RENAULT:** Express 1.6 Diesel, Extra 1.6 Diesel, Rapid 1.6, **LAND ROVER:** Defender / Discovery - 2.5 Tdi / Turbo / Diesel / Range Rover I - 2.5 Tdi Classic, Range Rover II 2.5, 825 2.5 TD, **SSANGYONG:** Musso 2.9 TD Intercooler, Musso 2.9 Diesel

Bosch Equivalente / Replace

UF - 1.132/4 4 escovas / brushes

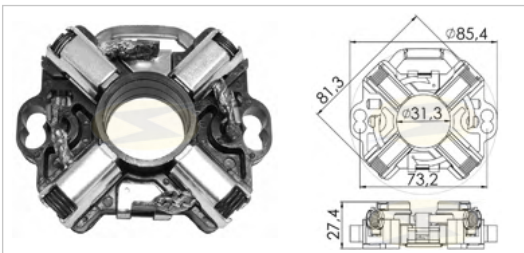
Especificações / Features: 12V, Tipo / Type: **EV** - Escova / Brush: 7,5 x 18 x 17 mm

(L x A x C / W x H x L) Giro Sentido Anti-horário / Counter Clockwise Rotation

Equivalente / Replace: **BOSCH:** 9 003 334 341, 9 003 334 158

Partida / Starter: 0 001 218 116, 0 001 218 117, 0 001 218 148, 0 001 218 149, 0 001 218 104, 9 000 331 201, 9 000 331 203

Aplicação / Application: **IVECO:** Caminhões, **VOLKSWAGEN:** Transporter 2.4 Diesel.



Bosch Equivalente / Replace

UF - 1.136

Especificações / Features: 24V, Tipo / Type: **JE** - Escova / Brush: 9 x 36 x 18 mm (L x A x C / W x H x L)

UF - 1.136/2 2 escovas / brushes

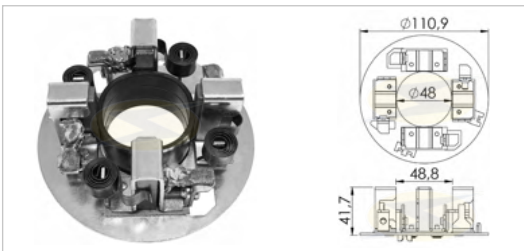
Equivalente / Replace: **BOSCH:** 2 004 336 077, 2 004 336 078

UF - 1.136/4 4 escovas / brushes

Partida / Starter: 0 001 371 005, 0 001 371 009, 0 001 371 004, 0 001 371 006, 0 001 371 008,

0 001 371 007, 0 001 371 019

Aplicação / Application: **SCANIA:** DS1 / 114 / P / R / T / DS / 1468 / 1469 / 1473 / 1474 / 1475 / 1478 / M / 1194 / 1198 / 1199 / 1174 / 1175 / 1176 / 1177 / 1178 / 1179 / RT 144-460 / 530, R-164-480 / 580 / DSC, 124-K / T / R-124 / T-124-360 / 400 / 420, P-114 / R114 / 340 / T-114 / 340, P124, P322, P360, P400, P420, R114, R124, R144, R164, R320, R322, R340, R360, R400, R420, R460, R480, R580, T114, T124, T144, T320, T322, T340, T360, T400, T420, T460, T480, T530, K124, K360, K420, **MERCEDES BENZ:** Actros 2553



Bosch Equivalente / Replace

UF - 1.150

Especificações / Features: 24V, Tipo / Type: **JF/DD** - Escova / Brush: 7,5 x 25 x 17 mm (L x A x C / W x H x L)

UF - 1.150/2 2 escovas / brushes

Equivalente / Replace: **BOSCH:** 2 004 336 031, 2 004 336 046, **FIAT:** 79033665, **KHD:** 130

UF - 1.150/4 4 escovas / brushes

8847, **MAN:** 81 26216 0005

Partida / Starter: 0 001 368 306, 0 001 368 001, 0 001 368 069, 0 001 368 301, 0 001 368 309, 0 001 368 002, 0 001 368 005, 0 001 368 007, 0 001 368 009, 0 001 368 010, 0 001 368 012, 0 001 368 013, 0 001 368 016, 0 001 368 018, 0 001 368 019, 0 001 368 020, 0 001 368 021, 0 001 368 024, 0 001 368 027, 0 001 368 028, 0 001 368 030, 0 001 368 034, 0 001 368 035, 0 001 368 036, 0 001 368 038, 0 001 368 040, 0 001 368 055, 0 001 368 059, 0 001 368 063, 0 001 368 071, 0 001 368 085, 0 001 368 086, 0 001 368 300, 0 001 368 307, 0 001 368 082, 0 001 368 316

Aplicação / Application: **FIAT:** 70-10, 130, **RENAULT:** Séries: MIDLUM / SZM / 135 / 150 / 180 / 210 / 220 / 250 / 270 / 300 / CE / D / G /

JE / M / ME / R / S / SE, **IVECO:** EuroCargo 135 E18 / 150 E21 / 320 E27, Séries: 60 / 75 / 80 / 90 / 110 / 120 / 130, **CASE:** Escavadeira 988, 900 - C / MOTOR / W / MOTOR 6T, **SCANIA:** P93H / 94 / 124 / 360 / 400 / 420, R124 / 144 / 164 / 360 / 400 / 420 / 460 / 530 / 580, T124 / 144 / 360 / 400 / 420 / 460 / 530, K124, L94/220, L94/260, L94/310, Séries: 93 / 94 / 124 / 164, **MERCEDES BENZ:** 817 LO, 1414, 1617, 1720 L, O - O 371 U, OF 1115 / 1315, OH 1315 / 1318, **GMC:** TRUCK, **DAF,** **DEUTZ,** **FORD,** **HANOMAG,** **IHC,** **KHD,** **MAGIRUS,** **VOLVO,** **WHITE**

Bosch Equivalente / Replace

UF - 1.151

Especificações / Features: 12V, Tipo / Type: **JF/DD** - Escova / Brush: 9 x 16 x 17 mm (L x A x C / W x H x L)

UF - 1.151/2 2 escovas / brushes

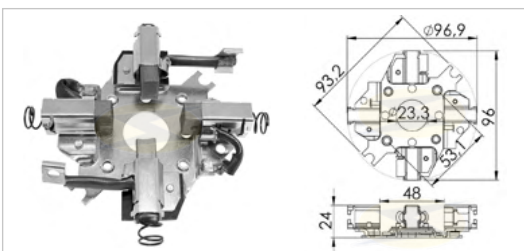
Equivalente / Replace: **BOSCH:** 2 004 336 027, 2 004 336 041

UF - 1.151/4 4 escovas / brushes

Partida / Starter: 0 001 362 046, 0 001 362 081, 0 001 354 092, 0 001 362 020, 0 001 362 034,

0 001 362 036, 0 001 362 037, 0 001 362 039, 0 001 362 042, 0 001 362 045, 0 001 362 051, 0 001 362 058, 0 001 362 062, 0 001 362 069, 0 001 362 073, 0 001 362 077, 0 001 362 085, 0 001 362 093, 0 001 362 300, 0 001 362 303, 0 001 362 314, 0 001 362 321, 0 001 362 600, 0 001 362 700, 0 001 366 001, 0 001 366 003, 0 001 366 006, 0 001 366 009, 0 001 366 014, 0 001 366 021, 0 001 366 024, 0 001 366 026, 0 001 366 029, 0 001 362 104, 0 001 362 305, F 002 G20 108

Aplicação / Application: **KAEBLE:** 3 WT, WTV C / Motor / W / Motor, **PEUGEOT:** 504 - 2.3 Pick-Up Diesel, **IVECO:** 80-13, 90-13, 110-13, 130-13, **JOHN DEERE:** Máquinas diversas, **DEUTZ,** **IHC,** **KHD,** **MASSEY-FERGUSON,** **MERCEDES,** **NEW HOLLAND,** **AUDI,** **CASE,** **VOLVO (DIESEL)**



Bosch Equivalente / Replace

UF - 1.152

Especificações / Features: 12V, Tipo / Type: **JF/DD** - Escova / Brush: 10 x 25 x 17 mm (L x A x C / W x H x L)

UF - 1.152/2 2 escovas / brushes

Equivalente / Replace: **BOSCH:** 2 004 336 044, 2 004 336 028

UF - 1.152/4 4 escovas / brushes

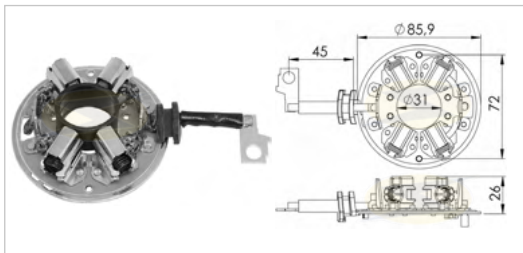
Partida / Starter: 0 001 367 029, 0 001 367 001, 0 001 367 002, 0 001 367 003, 0 001 367 004, 0

0 001 367 005, 0 001 367 006, 0 001 367 007, 0 001 367 008, 0 001 367 009, 0 001 367 010, 0 001 367 011, 0 001 367 012, 0 001 367 013, 0 001 367 014, 0 001 367 015, 0 001 367 016, 0 001 367 018, 0 001 367 021, 0 001 367 022, 0 001 367 023, 0 001 367 024, 0 001 367 025, 0 001 367 027, 0 001 367 028, 0 001 367 030, 0 001 367 032, 0 001 367 034, 0 001 367 036, 0 001 367 039, 0 001 367 042, 0 001 367 044, 0 001 367 045, 0 001 367 046, 0 001 367 048, 0 001 367 050, 0 001 367 052, 0 001 367 055, 0 001 367 058, 0 001 367 063, 0 001 367 070, 0 001 367 076, 0 001 367 300, 0 001 367 054, 0 001 367 061, 0 001 367 303, F 002 G20 814

Aplicação / Application: **NEW HOLLAND:** Trator 8430 / 8630 / 8830 / 8000 / DT, **MERCEDES BENZ:** 613 L, 710, 712, 812 LO, 911, 1114 L,

Unimog U1300 / U2150, **SCANIA:** Truck 93L, **DEUTZ,** **FORD,** **IHC,** **IVECO,** **JOHN DEERE,** **KHD,** **MACK TRUCK,** **MAGIRUS,** **MASSEY FERGUSON,** **RENAULT,** **VOLVO,**

Bosch Equivalente / Replace



UF - 1.162/4 4 escovas / brushes

Especificações / Features: **12V, Tipo / Type: EV** - Escova / Brush: 6,1 x 22 x 15,5 mm (LxAxC/WxHxL)




Equivalente / Replace: **BOSCH:** 6 033 AD0 368, 6 033 AD1 244, 6 033 AD1 246

Partida / Starter: 0 001 223 003, 0 001 223 010, 0 001 223 013, 0 001 218 774, 0 001 218 174

Aplicação / Application: **IVECO:** City Class C/ Motor / W/ Motor 2.8 8140.43s (10.2005 →), Scudato C/ Motor / W/ Motor 2.8 8140.43s (10.2005 →), Daily C/ Motor / W/ Motor 8140 (11.1997 →), Daily 35 / 50 / C 9 / C 11 / C 13 / S 9 / S 11 / S 13, **FORD:** F 250 C/ Motor / W/ Motor Mwm 6.07 Tca - (03/1999 →), **CITROEN:** Jumper 2.8 / 2.8 HDi / 2.8 T, **FIAT:** Ducato 2.5 D / 2.8 D / 2.8 D Turbo / 2.8 D Turbo Intercooler, Ducato Cargo 2.3 / 2.8 D / 2.8 D Turbo / Turbo Intercooler, Ducato Combiato 2.3, Ducato Maxi Cargo 2.3, Ducato Minibus 2.3, Ducato Multi 2.3, **PEUGEOT:** Boxer 2.8 D / 2.8 D Intercooler / 2.8 D Turbo / 2.8 HDi

Bosch Equivalente / Replace



UF - 1.164/4 4 escovas / brushes

Especificações / Features: **12V, Tipo / Type: EV** - Escova / Brush: 6,1 x 22 x 15,5 mm (LxAxC/WxHxL)



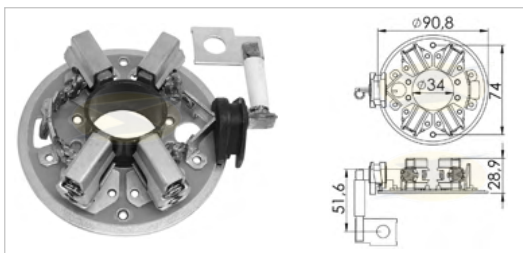
Equivalente / Replace: **BOSCH:** 6 033 AD0 216, 6 033 AD0 404, 6 033 AD0 409, 6 033 AD0 370, 6 033 AD1 250, 6 033 AD1 255, 6 033 AD0 161, 6 033 AD0 411, 6 033 AD1 259

Partida / Starter: 0 001 223 002, 0 001 223 004, 0 001 223 016, 0 001 223 021, 0 001 223 022, 0 001 223 505, 0 001 218 774, 93828721

Aplicação / Application: **ISUZU, CATERPILLAR, DEUTZ:** Motores Marítimos / Marine Engines Bf411011 (2.711-2.732cc), F211011 (1.4-1.366cc), F311011 (2.01-2049cc), F411011 (2.71-2732cc), **FORD:** F1000, F 250, F-350 E F-4000 C/ Motor / W/ Motor Cummins 4btaa - (11/1998 →), **IVECO:** Daily 35 / 50 C / S (Motores / Engines 9 8140.63.4000, 9 8140.63.4030, 9 8140.63.4000, 9 8140.63.4020 / S, 9 8140.63.4030, 11 8140.43c, 13 8140.43s, 11 8140.43c, 13 8140.43s, 11 8140.43c, 13 8140.43s), **KHD:** Motores / Engines F211011 (1.4-1366cc) (1995), F311011 (2.01-2049cc) (1995), F411011 (2.71-2732cc) (1995), **NEW HOLLAND:** TI 70 / 75 / 80 / 90 / 100 (09/1997 →), **THOMAS EQUIPMENT:** Mini

Carregadeiras / Skid Steers T243 Motor / Engine Deutz Bf4m1011f Dsl (1997 → 2000)

Bosch Equivalente / Replace



UF - 1.165/4 4 escovas / brushes

Especificações / Features: **24V, Tipo / Type: EV** - Escova / Brush: 6,5 x 25 x 16,5 mm (LxAxC/WxHxL)




Equivalente / Replace: **BOSCH:** 6 033 AD0 189, 6 033 AD4 054, 6 033 AD0 128, 6 033 AD4 064, 6 033 AD4 093, 6 033 AD4 096, 6 033 AD4 107, 6 033 AD4 109, 6 033 AD4 177, 6 033 AD0 161, 6 033 AD0 411, 6 033 AD1 259

Partida / Starter: 0 001 231 002, 0 001 231 003, 0 001 231 004, 0 001 231 005, 0 001 231 006, 0 001 231 007, 0 001 231 009, 0 001 231 010, 0 001 231 011, 0 001 231 012, 0 001 231 001, 0 001 231 008, 0 001 231 014, 0 001 231 017, 0 001 231 018, 0 001 231 019, 0 001 231 032, 0 001 231 033

Aplicação / Application: **VOLKSWAGEN, MERCEDES-BENZ:** Série 7T-712C, 9T-915 / 914C / LO, 12TL-L1218, 14TL-L1418, 16TL-L618M / L1622, 24T-2423, O-0500M / O500R / O500U, 1215 C, 1315, 1318, 1518, 1718 M, 1725, 1728, 1933, 2425, 2428, 2533, Accelo, Atego, Axor, Unimog U500, OF1417, OF1418, OF1722, OH1418

Bosch Equivalente / Replace



UF - 1.166

Especificações / Features: **24V, Tipo / Type: KB** - Escova / Brush: 12 x 36 x 27 mm



(L x A x C / W x H x L) (BSX 60)

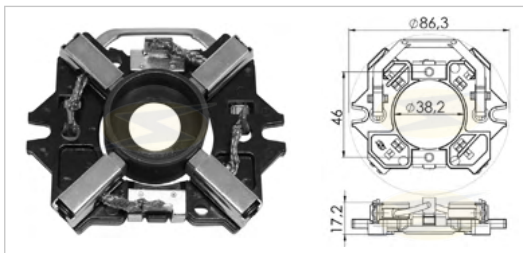
Equivalente / Replace: **BOSCH:** 2 005 855 110, 9 001 084 104

Partida / Starter: 9 000 084 007, 9 000 084 008, 9 000 084 009, 9 000 084 011, 9 000 084 012, 9 000 084 013, 9 000 084 014, 9 000 084 015, 9 000 084 016, 9 000 084 018, 9 000 084 020, 9 000 084 022, 9 000 084 023, 9 000 084 024, 9 000 084 026, 0 001 416 009, 0 001 416 036, 0 001 416 061, 0 001 416 071, 0 001 417 005, 0 001 417 023, 0 001 417 036, 0 001 417 042, 0 001 417 047, 0 001 417 055, 0 001 417 064

Aplicação / Application: **ATLAS COPCO:** Série Ax, **CASE:** Séries 800 / 2000 / 4000 / W, **CATERPILLAR:** Séries 631e / D8l / D / 100 / 900 / 3300, **CUMMINS:** Séries C / Ct / Cta / N, **DECAROLI:** Sl, **EL DETALLE:** Série Ao, **FIAT:** Série 190, **FIAT-ALLIS:** Séries Ad / Fd / Fg / Fr, **IVECO:** Série 180 / 190 / 240 / 260 / 440 / 450 / 619, **KOMATSU:** Séries A / D / Gd / R / Wa, Liebherr, **MAFERSA:** Série M, **MASSEY-FERGUSON:**

Série Mf 4000, **MERCEDES-BENZ:** Séries 13t L / 14t L / 15t L / 19t L / 20t L / 22t L / 26t L / O / Oh, Mwm Diesel, **SCANIA:** Séries 112 / 113 / 142 / Br / Dn / Ds / Dsc / Dsi, **VOLKSWAGEN:** Séries 14t / 16t, **VOLVO:** Séries B7r / B10 / C10 / F80 / Fm10 / G / N10 / N12 / N80 / NI10 / NI12, Volvo Penta

Bosch Equivalente / Replace



UF - 1.174/4 4 escovas / brushes

Especificações / Features: **12V, Tipo / Type: DD** - Escova / Brush: 7 x 10 x 15 mm (LxAxC/WxHxL)



Equivalente / Replace: **BOSCH:** 1 004 336 901

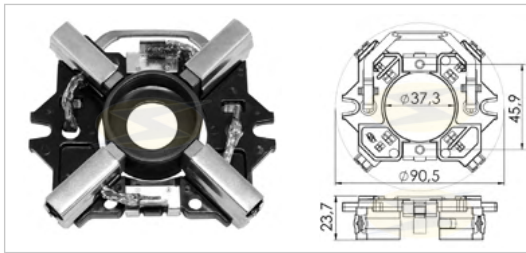
Partida / Starter: 0 001 208 702, 0 001 208 705, 0 001 208 706, 0 001 208 707, 0 001 208 708, 0 001 208 709, 0 001 208 710, 0 001 208 711, 0 001 208 712, 0 001 208 713, 0 001 208 714, 0 001 208 715, 0 001 208 717, 0 001 208 718, 0 001 208 719, 9 000 333 106, 9 000 333 114, 9 000 333 117, 91507478, 9150864580, 580239

Aplicação / Application: **MATRA, ALFA-ROMEU, BMW, FIAT, LANCIA, MERCEDES-BENZ, OPEL, SAAB, SEAT, AUDI:** 80 1.6 / 1.8 GTE Quattro, 100 1.8 / 1.8 Quattro, **CITROEN:** BX 19 1.9 GTi, CX 22 2.2, **FORD:** Taunus 1.3, **PEUGEOT:** 205 1.6, 309 1.9 GTi, 405 1.6 / 1.9i, 505 2.0, **RENAULT:** Clio 1.0 / 1.2, Espace 2.0, Fuego 2.0, Master 2.0, Mégane 1.4, R5 1.7 Super GTX, R11 1.1, R19 1.4, R25 2.0, Trafic 1.7 / 2.0, **TALBOT:** Solara 1.3 / 1.4 / 1.6, **VOLKSWAGEN:** Passat 1.6 / 1.8, Santana 1.6 / 1.8, **VOLVO:** 340 1.7, 440 1.6 / 1.8

Bosch Equivalente / Replace

UF - 1.175/4 4 escovas / brushes

Especificações / Features: **12V, Tipo / Type: DD** - Escova / Brush: 7 x 16 x 15 mm (L x A x C / W x H x L)



SAIBA MAIS



Equivalente / Replace: **BOSCH**: 1 004 336 900

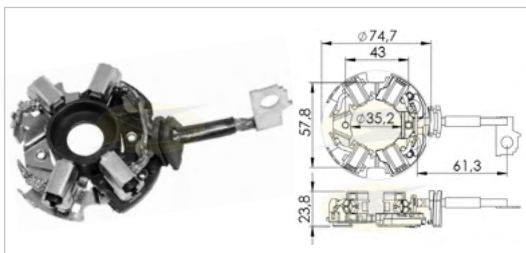
Partida / Starter: 0 001 312 108, 0 001 312 109, 0 001 317 007, 0 001 317 008, 0 001 317 009, 0 001 317 010, 0 001 317 011, 0 001 317 012, 0 001 317 013, 0 001 317 016, 0 001 317 017, 0 001 317 018, 0 001 317 019, 0 001 317 022, 0 001 317 023, 0 001 317 024, 0 001 317 025

Aplicação / Application: **VAUXHALL, TRANSPORTER, AUDI**: 80 1.6 D / 1.6 TD / 1.9 TDi, 90 1.6 TD, A3 1.9 TDi Quattro, A6 1.9 TDi Quattro, **CHEVROLET - GM**: Kadett, **FORD**: Courier 1.8 D, Escort III 1.6 D, Escort IV 1.6 D / 1.8 D, Fiesta IV 1.8 D, Mondeo 1.8 TD, **MAZDA**: 121 III 1.8 D, **OPEL**: Astra 1.7 TD, Vectra 1.7 D, **SKODA**: Superb 1.9 TDi, **VOLKSWAGEN**: Golf 1.5 D / 1.6, Jetta 1.6, Passat 1.6 D / 1.6 TD / 1.9 TD / 1.9 TDi, Transporter 2.4

Bosch Equivalente / Replace

UF - 1.194/4 4 escovas / brushes

Especificações / Features: **12V, Tipo / Type: DW** - Escova / Brush: 6 x 18 x 14,5 mm



SAIBA MAIS



(L x A x C / W x H x L) Terminal saída lado esquerdo / Left side terminal terminal

Equivalente / Replace: **BOSCH**: 1 004 336 445, 1 004 336 836, 2 004 336 237

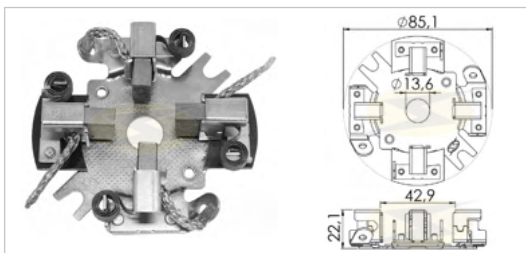
Partida / Starter: F 000 AL0 105, F 000 AL0 107, F 000 AL0 112, F 000 AL1 973, 0 001 109 018, 0 001 109 048, 0 001 109 306, F 000 AL0 117

Aplicação / Application: **IVECO, LANCIA, MERCEDES-BENZ, FIAT**: Strada 1.7 TDS / 1.9 D, **TROLLER**: T4-M, T4, Pantanal 2.8 Mwm Sprint, **CHEVROLET-GM**: S10 / Blazer 2.5 Diesel 4.07 Tca / 2.8 Diesel Sprint Mwm, **NISSAN**: Frontier / X-Terra C / Motor / W / Engine Mwm 2.8 Sprint (05.2004→), **AGRITECH / YANMAR**: BTd (05.2004→), Motor BTd22

Bosch Equivalente / Replace

UF - 1.197

Especificações / Features: **12V, Tipo / Type: EF** - Escova / Brush: 7 x 16 x 18 mm (L x A x C / W x H x L)



SAIBA MAIS



UF - 1.197/2 2 escovas / brushes

Equivalente / Replace: **BOSCH**: 1 004 336 046, 1 004 336 043

UF - 1.197/4 4 escovas / brushes

Partida / Starter: 0 001 312 103, 0 001 314 005, 0 001 314 018, 0 001 314 025, 0 001 314 026, 0

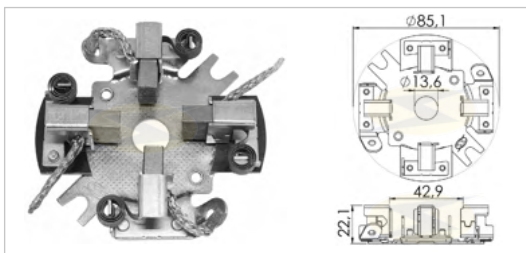
0 001 314 027, 0 001 314 032, 0 001 314 034, 0 001 314 036, 0 001 314 037, 0 001 314 038, 0 001 314 042, 0 001 314 043, 0 001 314 045, 0 001 314 046, 0 001 314 047, 0 001 314 048, 0 001 315 005

Aplicação / Application: **VOLKSWAGEN** 12 VOLTS (MÉXICO), **BMW**: 735i, 745i, **MERCEDES BENZ**: Classe SEL 500, Classe W124

Bosch Equivalente / Replace

UF - 1.198/2 2 escovas / brushes

Especificações / Features: **6V, Tipo / Type: EF** - Escova / Brush: 7 x 16 x 18 mm



SAIBA MAIS



UF - 1.198/4 4 escovas / brushes

(L x A x C / W x H x L)

Equivalente / Replace: **BOSCH**: 1 004 336 027, 9 001 042 176

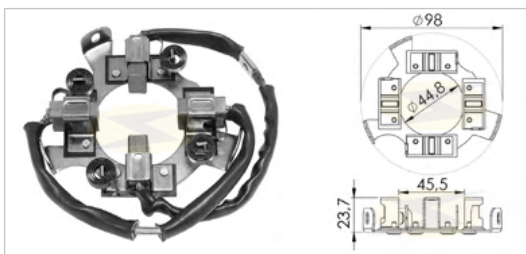
Partida / Starter: 0 001 207 003, 0 001 207 005, 0 001 207 009, 0 001 207 015, 0 001 207 018, 0 001 207 001, 0 001 207 016, 0 001 207 017, 0 001 207 019, 0 001 207 020

Aplicação / Application: **VOLKSWAGEN** 6 VOLTS (MÉXICO) Fusca 1200

Bosch Equivalente / Replace

UF - 1.201/4 4 escovas / brushes

Especificações / Features: **12V, Escova / Brush: 8,8 x 19 x 22 mm (L x A x C / W x H x L)**



SAIBA MAIS



Quatro pólos isolados / Four isolated poles

Equivalente / Replace: _____

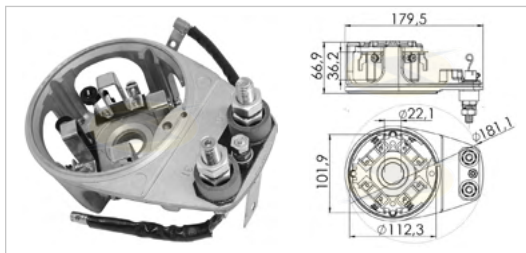
Partida / Starter: **WAPSA**: 12V

Aplicação / Application: Empilhadeira / Forklift, Plataforma / Flatbed Trucks, Guinchos Elétricos / Electric Winch

Bosch Equivalente / Replace

UF - 1.206

Especificações / Features: **24V, Tipo / Type: KB** - Escova / Brush: 12 x 36 x 27 mm



SAIBA MAIS (L x A x C / W x H x L) **BSX 60, Isolado / Isolated**
 Equivalente / Replace: **BOSCH:** 9 001 084 126

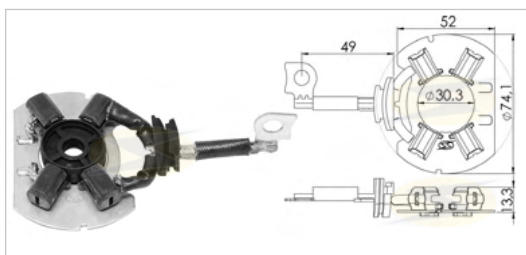
Partida / Starter: 9 000 084 011, 9 000 084 013

Aplicação / Application: Motores Estacionários E Marítimos / Stationary And Marine Engines, **SCANIA:** R112/316, T112/316, Motor marítimo DS14, BR116 S, F113, K113, L113, S113/204, S113/310

Bosch Equivalente / Replace

UF - 1.210/4 4 escovas / brushes

Especificações / Features: **12V, Tipo / Type: K1** - Escova / Brush: 4,5 x 8,7 x 10,5 mm (LxAxC/WxHxL)



SAIBA MAIS Equivalente / Replace: **BOSCH:** F 000 CD1 203, F 000 CD1 441

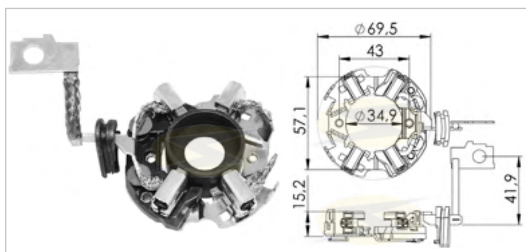
Partida / Starter: F 000 CD0 9A0, F 000 CD0 9A3, F 000 CD0 900, F 000 CD0 901, F 000 CD0 902, F 000 CD0 903, F 000 CD0 905

Aplicação / Application: **CHEVROLET-GM:** Montana, **FIAT:** Fiorino 1.3 Fire, Doblo, Palio, Idea, Uno, Strada 1.4 / 1.6, Punto, Bravo, Grand Siena, Todos Motores / All Engines E.Torq

Bosch Equivalente / Replace

UF - 1.217/4 4 escovas / brushes

Especificações / Features: **12V, Tipo / Type: DW** - Escova / Brush: 5 x 12 x 11,6 mm



SAIBA MAIS (L x A x C / W x H x L) **Terminal saída lado direito / Right side terminal**

Equivalente / Replace: **BOSCH:** F 000 AL1 171, 1 004 336 970

Partida / Starter: 0 001 107 075, F 000 AL0 106, F 000 AL0 118, 2810002080, 2810016230

Aplicação / Application: **TOYOTA:** Corolla 1.6i 16V Hatchback / Sedan / Wagon, Corolla 1.8i 16V / Sedan, Corolla / Fielder 1.8i 16V (08/1998→06/2002)

Bosch Equivalente / Replace

UF - 1.218/4 4 escovas / brushes

Especificações / Features: **12V, Tipo / Type: DW** - Escova / Brush: 5 x 12 x 11,6 mm



SAIBA MAIS (L x A x C / W x H x L) **Terminal saída lado direito / Right side terminal**

Equivalente / Replace: **BOSCH:** 1 004 336 985, 2 004 336 212

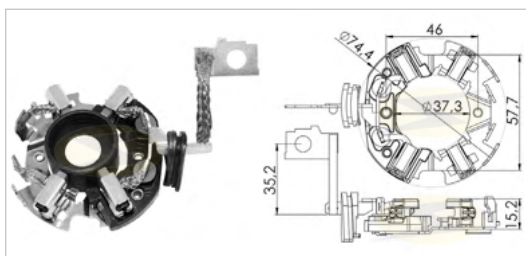
Partida / Starter: 0 001 107 037, 0 001 107 048, 0 001 107 056, 0 001 107 072

Aplicação / Application: **ALFA ROMEO, AUDI, CITROEN, LANCIA, OPEL, PEUGEOT, RENAULT, SEAT, VAUXHALL, VOLKSWAGEN, MERCEDES BENZ:** 200 E, Classe C 180 / 180 T-Modell / 200 / 220 / 230 / 230 Kompressor / CLK 230 Kompressor, Classe E 190 2.3 / 200 / 200 T-Modell / 220 / 230, Classe ML 230, Classe SLK 230 Kompressor

Bosch Equivalente / Replace

UF - 1.219/4 4 escovas / brushes

Especificações / Features: **12V, Tipo / Type: DM** - Escova / Brush: 5 x 12 x 11,6 mm



SAIBA MAIS (L x A x C / W x H x L) **Base maior que UF-1.217/4 e UF-1.218/4 / Bigger than UF-1.217/4 and UF-1.218/4**

Equivalente / Replace: **BOSCH:** 9 001 081 094, 9 001 081 068, 9030731

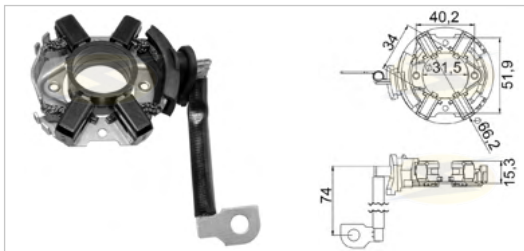
Partida / Starter: 9 000 081 009, 9 001 081 009, F 000 AL0 300, F 000 AL0 305, F 000 AL1 094, 0 001 112 041

Aplicação / Application: **FIAT:** Elba 1.5 SPi, Fiorino Furgão 1.0 / 1.5 MPi / 1.5 SPi, Palio 1.0 MPi 8V / 1.5 / 1.5 MPi 8V (1996→2001), Palio Weekend 1.0 / 1.0 MPi 8V / 1.5 / 1.5 8V, Siena 1.0 / 1.0 MPi 8V / 1.5 / 1.5 MPi 8V, Strada 1.5 / 1.5 MPi 8V, Uno 1.5 SPi, Uno Mille 1.0 MPi / 1.0 SPi (1995→2001)

Bosch Equivalente / Replace

UF - 1.222/4 4 escovas / brushes

Especificações / Features: **12V, 1,1Kw - Tipo / Type: DB / LT** - Escova / Brush: 4,5 x 10 x 13 mm



(L x A x C / W x H x L) **CCW - Sentido Anti-horário / Counter Clock Wise**

SAIBA MAIS
Equivalente / Replace: **BOSCH:** 1 004 336 842, 1 004 336 879, 1 004 336 957, 1 004 336 506, 1 004 336 637, 020911209B, 020911209F

Partida / Starter: 0 000 112 040, 0 001 107 025, 0 001 121 422, 0 001 120 400, 0 001 120 401, 0 001 120 402, 0 001 120 403, 0 001 120 404, 0 001 120 405, 0 001 120 406, 0 001 120 407, 0 001 120 408, 0 001 120 409, 0 001 120 410, 0 001 120 411, 0 001 120 412, 0 001 120 440, 0 001 121 403, 0 001 121 408, 0 001 121 409, 0 001 121 410, 0 001 121 411, 0 001 121 412, 0 001 121 413, 0 001 121 423, 0 001 121 427, 0 001 121 428, 0 001 121 443, 0 001 121 444, 0 001 107 017, 0 001 107 018, 0 001 121 001, 0 001 121 002, 6G9N11000LB

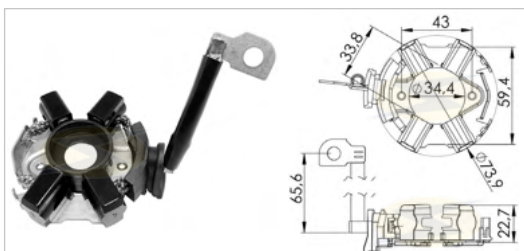
Aplicação / Application: **AUDI:** A3 1.4 Tfsi / 1.6 / 1.6 Sportback, A3 1.8 Tfsi / Quattro / Sportback, A3 2.0 Fsi Sportback / Tfsi / Quattro / Tfsi

Sportback / Quattro / Tfsi, Tt 2.0 Tfsi / Quattro, A4, **BMW:** X1, **FIAT:** Bravo 1.8 16V, Palio III 1.6 MPI 16V Flex, Palio IV 1.6 16V Flex, Palio Weekend III 1.6 Flex (2011), Linea 1.8 (E-Torq), Uno Fire, Strada 1.8 (2011), **FORD:** Mondeo, **LAND-ROVER:** Range Rover, **SEAT:** Cordoba 1.0 / 1.4 / 1.4 16V / 1.6, Ibiza 1.0 / 1.0 16V / 1.4 / 1.4 16V, Ibiza 1.8 Turbo Cupra R / 2.0, Altea 1.4 / 1.6 / 1.8 / 2.0, Cordoba 2.0, Lenon 1.6 / 1.6 16v / 1.8 Tsi / 2.0 Fsi / 2.0 Tfsi, Toledo 1.6 / 1.8 Tfsi / 2.0 Fsi / 2.0 Tfsi, **SKODA:** Fabia 1.4 16V, Octavia 1.4 / 1.6 / 1.8 / 2.0 / 2.0 Fsi 4x4, Superb 1.4 / 1.8, **VOLKSWAGEN:** Eos 1.4 / 2.0, Golf V 1.4 Tsi / 1.4 Tsi Plus, Golf V 1.6 / 1.6 Plus / 1.6 Plus Multfuel, Golf V 2.0 / Fsi / Fsi 4 Motion / Fsi Plus / Gti, Golf Vi 1.4 Tsi / 1.6 / 1.6 Bifuel / 2.0 Tsi, Jetta 1.4 Tsi / 1.6 / 2.0 / 2.0 Fsi / 2.0 Tfsi / 2.5, Multivan 2.0, Passat 1.4 Tsi / 1.4 Tsi Ecofuel / 1.6 Fsi / 1.8 Tsi / 2.0 Fsi / 2.0 Fsi 4 Motion, Polo 1.8 Gti / 1.8 Gti Cup Edition, Sirocco 1.4 / 2.0, Touran 1.4 / 2.0, Polo 1.4, Polo 1.6

Bosch Equivalente / Replace

UF - 1.223/4 4 escovas / brushes

Especificações / Features: **12V, 3,0 Kw - Tipo / Type: LT e PDM -**



Escova / Brush: 6 x 18 x 14,5 mm (L x A x C / W x H x L)

SAIBA MAIS
Equivalente / Replace: **BOSCH:** 1 004 336 518, 1 004 336 586, 1 004 336 599, 6 004 AE0 016

Partida / Starter: 0 001 109 300, 0 001 109 301, 0 001 109 306, 0 001 109 307, 0 001 109 309, 0 001 109 310, 0 001 109 330, F 004 A94 008, F 004 A94 011, F 000 ALO 111, F 000 ALO 128, F 000 ALO 129, F 000 ALO 130, F 000 ALO 133, F 000 ALO 138, F 000 ALO 139, F 000 ALO 142, F 000 ALO 143, 900008328, 9000083054, 0 001 125 625, 0 001 125 626, F 000 ALO 150, 0 001 109 205, 0 001 109 302, 0 001 109 303, 0 001 109 304, 0 001 109 313, 0 001 109 324, 0 001 109 325, 0 001 109 328, 0 001 109 329, 0 001 109 334, 0 001 109 335, 0 001 109 387, 0 001 109 388, 0 001 109 391, 0 001 109 392, 0 001 125 055, 0 001 125 056, F 000 ALO 151

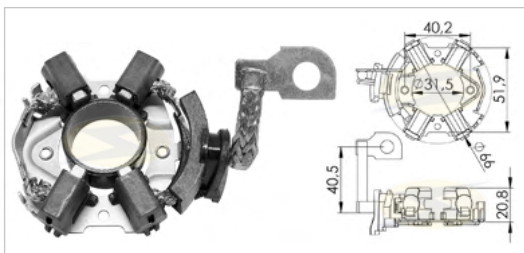
Aplicação / Application: **FIAT:** Ducato Multijet 2.3, **FORD:** Cargo Eletronic 715, 815, 1317, 1517, 1717, 1722, 2422, 2428, F-250 Cummins

4cc 3.9 Eletronico / Electronic (2006→2011), F-4000 Cummins (2010→), **IVECO:** Daily, **TOYOTA:** Hilux / Sw4 2.5 / 2.8 / 3.0 Diesel (2002 →), Bandeirantes - Motor / Engine Om 352 / 364, **MERCEDES-BENZ:** Caminhão / Truck L608d / 709 / 710 / 712 / Lo 809 / Lo 812 / Lo 814 / 912 / 914 / L 1013 / L 1111 / L 1113 / L 1114 / L 1116 / L 1117 / L 1214 / L 1218 / L 1313 / L 1314 / L 1316 / L 1317 / L 1318 / L 1418 / L 1513 / L 1516 / L 1517 / L 1518 / L 1620 / 1714 / 1718 / 1720 / 1721 / 1722 / 1723 / L 2013 / L 2014 / L 2016 / L 2213 / L 2214 / L 2216 / L 2217 / L 2218 / 2418 / O362 / 365 / Om 366 C / Motores / W / Engine Om 314 / Om 364 / Om 352, Onibus / Bus O364 - Motor / Engine Om352 / 352*, Caminhões / Trucks 1316, 1513, **NEW HOLLAND:** Colheitadeira / Combine Fnh 8040, 8255

Bosch Equivalente / Replace

UF - 1.224/4 4 escovas / brushes

Especificações / Features: **12V, 1,4Kw - Tipo / Type: LT** Escova / Brush: 4,5 x 16 x 13,5 mm



(L x A x C / W x H x L)

SAIBA MAIS
Equivalente / Replace: **BOSCH:** 1 004 336 530

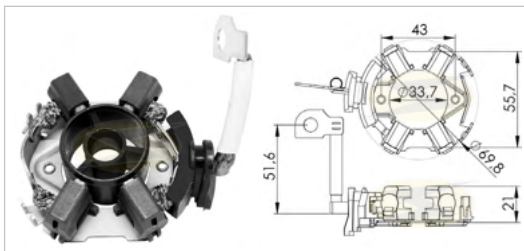
Partida / Starter: 0 001 108 401, 0 001 108 411, 0 001 108 412, 6G9N11000CC, 6G9N11000CD, 30667299, 36000041, 82667299

Aplicação / Application: **CITROEN, PEUGEOT, BMW, FIAT:** Ducato, **VOLVO:** S60 II T6 AWD, S80 II 3.2, V60 3.0 T6 AWD, XC60 T6 AWD, XC70 II 3.2 AWD, XC70 II T6 AWD, XC90 I 3.2 AWD, XC90 I 3.2 FWD, S80 3.0i (2008), S80 3.2i T6 Awd (2007→2008), V70 Iii 3.2i, Awd 2008, Xc60 T6 Awd 3.2, Xc70 3.2i (2008), Xc90 3.2i (2007→2008), **MERCEDES BENZ:** Sprinter 311 CDI / 415 CDI / 515 CDI

Bosch Equivalente / Replace

UF - 1.225/4 4 escovas / brushes

Especificações / Features: **12V, 1,8KW - Tipo / Type: LT** Escova / Brush: 5 x 16 x 13,5 mm



(L x A x C / W x H x L)

SAIBA MAIS
Equivalente / Replace: **BOSCH:** 1 004 336 228, 1 004 336 533, 1 004 336 566, 1 004 336 577, 1 004 336 579, 1 004 336 638, 1 004 336 770, 9949601, 0011514214, 0011515414, A0011514214, A0011515414

Partida / Starter: 0 001 108 222, 0 001 108 223, 0 001 107 107, 0 001 151 4214, 0 001 108 157, 0 001 108 190, 0 001 108 196, 0 001 108 204, 0 001 108 208, 0 001 108 209, 0 001 108 211, 0 001 108 212, 0 001 108 213, 0 001 108 214, 0 001 108 231, 0 001 108 234, 0 001 108 235, 0 001 108 236, 0 001 108 239, 0 001 108 240, 0 001 108 245, 0 001 108 247, 0 001 108 460, 0 001 108 462, 0 001 138 054, F 000 ALO 110

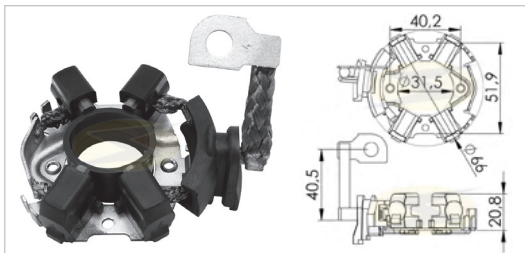
Aplicação / Application: **LANCIA:** JTD, **ALFA ROMEO:** Alfa 159 1.9 JTDm 8V, MiTo 1.6 JTDm, **AUDI:** A8 6.0 Quattro, Q7 4.2 FSi, RS6 5.0 Quattro, S6 5.2 Quattro, S8 5.2 Quattro, **BMW:** 316i 1.6, 318 i, 318i, 320i, 323 Ci, 323 ti, 323i / Touring, 325i / Cabrio, 328i, 525i, 530i 3.0,

540i 4.0, 545i 4.4, 550i 4.8, 645 Ci 4.4, 650i 4.8, 728i 2.8, 735i 4.0, 740i 4.0, X5 3.0i / 4.4i / 4.8i / Drive 48i, Z3 1.9 / 3.0i, Z4 2.2i, **FIAT:** Brava, Bravo, Doblò 1.9 JTD, Punto 1.9 JTD, Strada 1.9 D, **MERCEDES BENZ:** Classe A 160 1.7 CDI / 170 1.7 CDI, Classe B, Classe C 55 5.4 AMG / 240 2.4 / 280 2.8 / 320 3.0 CDI / 350 3.0 CDI, Classe CL 55 5.4 AMG Kompressor / 500 5.0, Classe SLR 5.4, Vaneo 1.7 CDI, Viano 3.0 CDI, Vito 120 3.0 CDI, **MINI:** Cooper 1.6 Clubman / Roadster, One 1.6 Countryman, **OPEL:** Vectra B 2.2i 16V, Zafira B 2.2, **PORSCHE:** 968, **SAAB:** 9-3 1.9 TTiD, **VOLKSWAGEN:** Touareg 4.2 V8 FSi

Bosch Equivalente / Replace

UF - 1.226/4 4 escovas / brushes

Especificações / Features: **12V, 1,4KW** - Tipo / Type: **LT** Escova / Brush: 5 x 16 x 13,5 mm



(L x A x C / W x H x L)

Equivalente / Replace: **BOSCH:** 1 004 336 530, 1 004 336 631, 1 004 336 707, 1 004 336 631, 1 004 336 707


Partida / Starter: 0 001 108 400, 0 001 108 401, 0 001 108 411, 0 001 108 412, 0 001 108 444, F 000 AL0 903, 751539003, 751539103, 9648111680

Aplicação / Application: **BMW, CITROEN, PEUGEOT, VOLVO:** S60 II T6 AWD, S80 II 3.2, V60 3.0 T6 AWD, XC60 T6 AWD, XC70 II 3.2 AWD, XC70 II T6 AWD, XC90 I 3.2 FWD, **MERCEDES BENZ:** R 500 4MATIC, Sprinter 311 CDI / 415 CDI, XC90 I 3.2 AWD, **FIAT:** Ducato 2.0 JTD

Bosch Equivalente / Replace

UF - 1.227/4 4 escovas / brushes

Especificações / Features: **12V**, Tipo / Type: **CDS** Escova / Brush: 4,5 x 8,5 x 11 mm



(L x A x C / W x H x L)

Equivalente / Replace: **BOSCH:** F 000 CD1 042

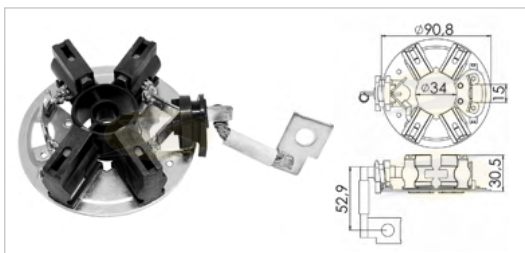
Partida / Starter: F 000 CD0 001, F 000 CD0 002, F 000 CD0 003, F 000 CD1 020, 51876031

Aplicação / Application: **RENAULT:** Duster, Logan 1.6 / Mcv, Scenic 1.6, Megane 1.6, Sandero, Todos / All 1.0 (2006→), **FIAT:** Doblo 1.3 Mpi 16v, Idea 1.4 / Flex, Fiorino Furgao 1.3 Mpi 8v / Flex, Palio 1.0 / 1.3 / 1.4 / Mpi 8v / 16v / Flex / Fire / Weekend, Punto 1.4 / Flex, Siena 1.0 / 1.3 / 1.4 / Mpi 8v / 16v / Flex / Fire, Strada 1.3 / 1.4 / 1.6 / Fire / 8v, Uno (Novo / New) / 1.3 / Fire / Mille 1.0 / Flex, **DACIA:** Duster, Logan, Logan Mcv, Sandero

Bosch Equivalente / Replace

UF - 1.233/4 4 escovas / brushes

Especificações / Features: **24V, 5,5Kw** - Tipo / Type: **HEF95-L24V** Escova / Brush: 5,5 x



28 x 18 mm (L x A x C / W x H x L)

Equivalente / Replace: **BOSCH:** 6 033 AD4 054, 6 033 AD4 194, 6 033 AD5 016, 6 033 AD5 128, 6 033 AD5 179, 6 033

AD5 194, 6 033 AD5 316, 6 033 AD4 212, 6 033 AD4 016, F 042 050 027

Partida / Starter: 0 001 231 033, 0 001 241 001, 0 001 241 003, 0 001 241 005, 0 001 241 014, 0 001 241 015, 0 001 241 019, 0 001 241 020, 0 001 161 002, 0 002 242 002, 0 001 231 011, 0 001 231 016, 0 001 231 039, 0 001 231 046, 0 001 231 133, 0 001 231 146, 0 001 231 004, 0 001 241 016, 0 001 241 128, F 042 002 135


Aplicação / Application: **SCANIA:** G380 / 420, R230 / 270 / 310 / 340 / 380 / 420 / 470 / 480, K270 / 310 / 340 / 380 / 420, (2000→), T 340 Dc 11.08 Euro 3 / T 380 Dc 11.09 Euro 3, T 420 Dc 12.14 Euro 3 / T 420 Dt 12.11 Euro 4, T 470 Dt 12.06 Euro 3, P 230 Dc 9.13 Euro 3 / P 270

Dc 9.12 Euro 3 / P 310 Dc 9.11 Euro 3 / P 340 Dc 11.08 Euro 3 / P 380 Dc 11.09 Euro 3 / P 420 Dc 12.14 Euro 3, P 230 Dc 9.16 Euro 4 / P 270 Dc 9.17 Euro 4 / P 310 Dc 9.18 Euro 4 / P 340 Dc 12.10 Euro 4 / P 380 Dc 12.13 Euro 4, P 380 Dc 12.18 Euro 5 / P 480 Dt 12.17 Euro 4, P 420 Dc 12.15 Euro 5, P 420 Dt 12.12 Euro 4, P 470 Dt 12.06 Euro 3, T 340 Dc 11.08 Euro 3 / T 380 Dc 11.09 Euro 3t 420 Dc 12.14 Euro 3 / T 420 Dt 12.11 Euro 4, T 470 Dt 12.06 Euro 3, R 380 10.6, P 230 8.9, P 230 8.9, R 470 11.7, T 470 11.7, R 420 11.7 **KAMAZ:** 18t 5460 740.50-360 Euro 2, 27t 6520 740.51-320 Euro 2, **MERCEDES BENZ:** Actros 2546 BlueTec / 2646 BlueTec / 4144 BlueTec, Atron 1635, Axor 2036 / 2041 / 2536 / 2541 / 2641 / 3341 / 3344 / 4141, O500 MA / MDA / RSD / UA / UDA, **VOLVO:** B7R

Bosch Equivalente / Replace

UF - 1.235/4 4 escovas / brushes

Especificações / Features: **24V, 5,5Kw** - Tipo / Type: **HEF95-L24V**



Escova / Brush: 6,5 x 28 x 18 mm (L x A x C / W x H x L)

Equivalente / Replace: **BOSCH:** 2 004 336 100

Partida / Starter: 0 001 261 001, 0 001 261 002, 0 986 021 480, 0 001 251 009, 0 001 261 025, 0 001 161 002, 0 001 261 003, 0 001 261 004, 0 001 261 013, 0 001 261 021, 0 001 261 026, 0 001 263 019, 0 001 263 021, 5801381129, 2031368, 20313686146

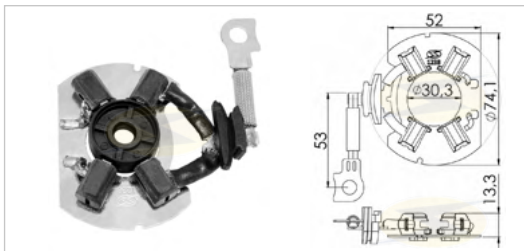
Aplicação / Application: **SCANIA:** Series P / G / R / T (Motores Eletrônicos / Eletronic Engines) G 230 / G 230 E P 230 (2006→2007) / G 270 / P 270 / G 270 / P 270 ER 270 2004 / 1 / 9, G 310 / P 310 / G 310 E P 310 2004 / 09 / 01, G 340 / P 340 / G 340 E P 340 2004 / 08 / 01, G 340 / P 340 / R 340 / G 340 E R 340 2006 / 8 / 1, G 380 / P 380 / G 380 E P 380 2004 / 08 / 01, G 380 / P 380 E R 380 (2005→2008), G 420 / G 420 E R 420 2008 / 1 / 1, G 420 / P 420 E R 420 (2004→2005), G 420 E R 420 2008 / 1 / 1, G 480 E R 480 (2008), P 230 (2006→2008), P

230 E R 230 (2004→2006), P 270 E R 270 (2004→2006), P 280 / P 310 (2006→2008), P 310 E R 310 (2004→2006), P 340 (2004→2006), P 340 E R 340 (2004→2006), P 380 (2004→2006), P 380 E R 380 (2004→2006), P 420 2004 / 09 / 01, P 420 E R 420 (2004→2006), P 470 E R 470 (2004→2005), P 480 E R 480 E R 340 2004 / 3 / 1, R 380 2004 / 3 / 1, R 380 2004 / 9 / 1, R 400 2008 / 3 / 1, R 420 / 440 R 2008 / 03 / 01, R 470 2004 / 1 / 4, R 480 2006 / 1 / 8, T 470 (2004→2005), K310, **DAF:** XF105.460, XF105.510

Bosch Equivalente / Replace

UF - 1.238/4 4 escovas / brushes

Especificações / Features: **12V, Tipo / Type: K1** Escova / Brush: 4,5 x 8,7 x 10,5 mm



(L x A x C / W x H x L)

Equivalente / Replace: **BOSCH:** F 000 CD1 285

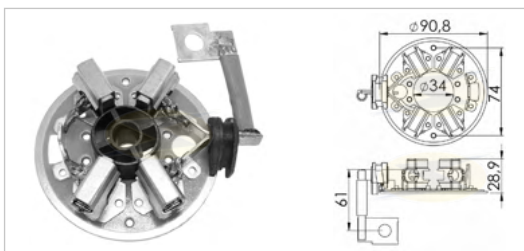
Partida / Starter: F 000 CD0 800, F 000 CD0 A0, 51888975, F000CD0801, F000CD0802

Aplicação / Application: **VOLKSWAGEN:** Gol, Voyage 1.0 / 1.6, Polo, Saveiro, Fox, Spacefox 1.0 / 1.6, Golf 2.0

Bosch Equivalente / Replace

UF - 1.239/4 4 escovas / brushes

Especificações / Features: **12V, 3,0Kw - Tipo / Type: PLGR 230 SERIES EV** Escova /



Brush: 6,5 x 25 x 16,5 mm (L x A x C / W x H x L)

Equivalente / Replace: **BOSCH:** 6033AD0166, 6033AD0374, 6033AD2022, 6033AD3042, 6033AD3328, E 9003334368,

6033AD4054, 6 033 AD0 216, 6 033 AD0 370

Partida / Starter: 0001230002, 0001230003, 0001230004, 0001230005, 0001230006, 0001230007, 0001230008, 0001230009, 0001230011, 0001230018, 0001230020, 0001230021, 0001230022, 0001230023, 0001230025, 0001230026, 0001230027, 500338952

Aplicação / Application: **VOLKSWAGEN, FUCHS, LIEBHERR, DEUTZ, VOLVO, MERCEDES-BENZ, NEW HOLLAND:** Trator TL70 / TL80

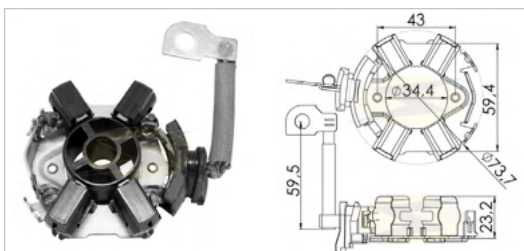
/ TL90 / TL100, **JOHN DEERE:** Combine 2254 / 4045 / 5410 / 5415 / 5420 / 5510 / 5615 / 5715 / 6205 / 6505 / 6520 / 6620 / 6820 / 6920 / 6510 / 6520 / 6605 / 6610 / 6615 / 6620 / 6715 / 6810 / 6820 / 6910 / 6920 / 7220 / 7320 / 7420 / 7520 (Motores / Engines Jd6068 2001→2006),

Re501910, Re508815, Re508818, **FORD:** F4000, F12000, F14000, F16000, F350, Caminhão / Truck Série 21, Série 7t-712c, 9t-915 / 914c / Lo, 12t-L1218, 14t-L1418, 16t-L618m / L1622, 24t-2423, O-O500m / O500r / O500u, **CASE:** lh 82035765, **IVECO:** Vertis 90 V16 / 90 V18 / 130 V18 / 130 V19, 9971889, **RENAULT:** 5001855189, **KHD:** 1319759 / 1319875

Bosch Equivalente / Replace

UF - 1.240/4 4 escovas / brushes

Especificações / Features: **24V, Tipo / Type: HX87- M** Escova / Brush: 6 x 18 x 14,5 mm



(L x A x C / W x H x L)

Equivalente / Replace: _____


Partida / Starter: _____

Aplicação / Application: **FORD:** Cargo 2422 / 2626 / 2628 Motor Cummins Eletronico / Cummins Eletronic Engine

Bosch Equivalente / Replace

UF - 1.245/4 4 escovas / brushes

Especificações / Features: **24V, 1,5Kw - Tipo / Type: HX87-M** Escova / Brush: 6,1 x 22 x 17,3 mm



(L x A x C / W x H x L)

Equivalente / Replace: **BOSCH:** F002G20731

Partida / Starter: F 002 G20 904, BC 4511001 BA, BC 4521001 BA

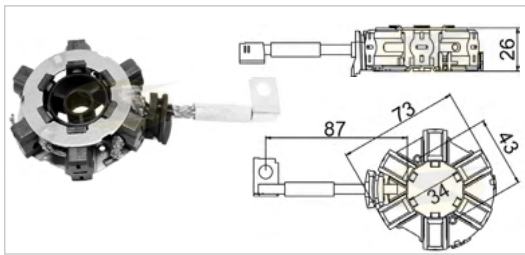
Aplicação / Application: **FORD:** Cargo C 1317 / 1319 / 1517 / 1519 / 1717 / 1719 / 1722 / 1723 / 2422 / 2423 / 2428 / 2429 / 2622 / 2623 / 2626 / 2629 / 816 / 1119 / 1319 / 1519 / 1719 / 1729 / 1723 / 2423 / 2429 / 2623 / 2629 / 1317 / 1517 / 1717 / 1722 / 2422 / 2626 / 2628 / 2622

/ 2626, **MERCEDES BENZ:** Caminhões eletrônicos diversos, **MOTOR CUMMINS ELETRÔNICO / CUMMINS ELETRONIC ENGINE 24V** Motor ISC 4.5L E 6.7L (2010→)

Bosch Equivalente / Replace

UF - 1.251/6 6 escovas / brushes

Especificações / Features: **12V, Tipo / Type: START/STOP** Escova / Brush: 5,5 x 18 x 14,5 mm



(L x A x C / W x H x L)

Equivalente / Replace: **BOSCH:** 1 004 336 612, 1 004 336 649, 1 004 337 145, 0011516714, A0011516714, 1004336674, 1004336695, 1004337153, **FIAT:** 77365121

Partida / Starter: 0001136002, 0001136003, 0001137001, 0001137002, 0001137003, 0001137004, 0001137005, 0001137006, 0001137011, 0001137012, 0001138001, 0001138002, 0001138009, 0001138010, 0001138017, 0001138018, 0001138019, 0001138020, 0001138043, 0001138044, 0001138045, 0001138046, 0001138051, 0001138052, 12417550975, 12417567788, 12417589350, 12417589352, 12417589354, 12417589355, 12417589356, 12417610342, 12417610349, 55572440, 06E911021D, F000a0159, 06E911021DX, 0 001 139 001, 0 001 139 002, 0 001 139 005, 0 001 139 006, 0 001 139 015, 0 001 139 016, 0 001 139 025, 0 001 139 026, 0 001 139 047

Aplicação / Application: **AUDI:** A3, A4, A5, A5 3.2 Tsi, A6, A7, A7 3.0 Tfsi, Q5, **BMW:** 116d 2.0, 118d 2.0 xDrive, 120d 2.0, 218d 2.0, 220d 2.0, 316d 2.0, 320d 2.0, 525d 2.0, 530d 3.0 xDrive, 535d 3.0 xDrive, X3 3.0 xDrive, X5 3.0 xDrive, X6 3.0 xDrive, 116i, 118i, 120i, 125i, 220i, 228i, 316i, 318i, 320i, 328i, 335i, 420i, 428i, 435i, 520, 528i, 640i, X1, X3, Z4, **CHEVROLET-GM:** Aveo, Cruze, Orlando, Trax Awd, **CITROËN:** Berlingo, C3 Picasso, C4, C4 Picasso, C4 Grand Picasso, C5, C5 Break, Ds3, **HYUNDAI:** I20, I30, I30cw, I40, Ix20, Ix35, Veloster, **KIA:** Cee'd, Rio, Soul, Sportage, Venga, **MINI:** Cooper, Cooper S, John Cooper Works, One, **MINI CLUBMAN:** Cooper, Cooper S, One, **MINI CLUBVAN:** Cooper, One, **MINI COUNTRYMAN:** Cooper, Cooper S, Cooper S All4 / Jcw, **OPEL:** Adam, Astra J, Cascada, Corsa, Insignia, Meriva, Mokka 4x4, Mokka Turbo, Zafira, **PEUGEOT:** 207, 207 Cc / Sw, 308, 308 Cc / Sw, 3008, **VOLKSWAGEN:** Fusca Tsi, Golf Tsi, Golf Gti, Eos, Passat Cc **FORD:** F350, **RENAULT:** Captur 1.5 Dci 90, Clio 1.5 Dci 90, Clio 1.5 Dci 90 / IV Grandtour, Grand Scenic III 1.5 Dci, Kangoo 1.5 Dci, Megane III Grandtour 1.5 Dci / Halvkombi 1.5 Dci, **NISSAN:** Juke 1.5 Cdi, Note (E12) Dci, Pulsar (C13) Dci, Qashqai (J11) Dci, **ALFA ROMEO:** Giulietta 2.0 JTDM, **FIAT:** Doblo 2.0 D, **JEEP:** Cherokee III 2.8 CRD, Wrangler III 2.8 CRD, **MERCEDES BENZ:** Citan 109 Cdi, Sprinter 209 2.1 CDi, Sprinter 211 2.1 CDi, Sprinter 213 2.1 CDi, Sprinter 215 2.1 CDi, Sprinter 309 2.1 CDi, Sprinter 311 2.1 CDi, Sprinter 313 2.1 CDi, Sprinter 315 2.1 CDi, Sprinter 411 2.1 CDi, Sprinter 415 2.1 CDi, Sprinter 509 2.1 CDi, Sprinter 511 2.1 CDi, Sprinter 515 2.1 CDi, Sprinter 906 2.2 TDi

Bosch Equivalente / Replace

UF - 1.256/4 4 escovas / brushes

Especificações / Features: **12V, 1,1Kw - Tipo / Type: DB / LT** Escova / Brush: 4,5 x 12 x 13 mm



(L x A x C / W x H x L)

Equivalente / Replace: 1 004 336 519, 1 004 336 655, 1 004 336 896, **VW:** 02M 911 209 C

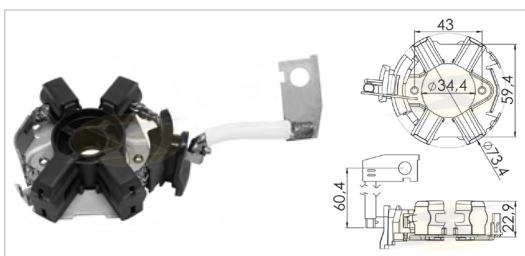
Partida / Starter: 0AH 911 023

Aplicação / Application: **AUDI:** A1 2.0 TFSi Quattro, A3 1.8 TFSi Sportback, Q3 2.0 TFSi Quattro, TT 2.0 TFSi Coupé Quattro, **SEAT:** Ibiza IV, **VOLKSWAGEN:** Eos 2.0 FSi, Jetta 2.0 Total Flex / 2.0 TSi / 2.5 / 2.5 Variant, Passat 2.0 FSi / 2.0 TSi / 2.0 TSi Variant, Tiguan 2.0 TSi 4Motion, Golf V/Vi, Multivan V, Polo, Touran, Transporter

Bosch Equivalente / Replace

UF - 1.263/4 4 escovas / brushes

Especificações / Features: **12V, 2,0Kw - Tipo / Type: DB** Escova / Brush: 6 x 18 x 14,5 mm



(L x A x C / W x H x L)

Equivalente / Replace: **BOSCH:** 1 004 336 516, 1 004 336 555, 1 004 336 622, 1 004 336 756, 1 004 336 893, **VOLKSWAGEN:** 069 911 209 F

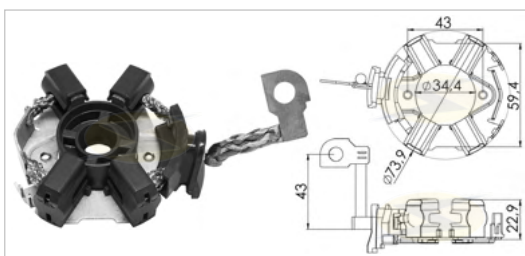
Partida / Starter: 0 001 125 513, 0 001 125 511, 0 001 125 517, 0 001 125 518, **VOLKSWAGEN:** 069 911 023 L, 069 911 023 LX, 069 911 023 M, 069 911 023 MX

Aplicação / Application: **VOLKSWAGEN:** Bus 28-46 II, LT 28-35 2.5 TDI BUS, LT 40-55 2.5 TDI

Bosch Equivalente / Replace

UF - 1.264/4 4 escovas / brushes

Especificações / Features: **12V, 2,2Kw - Tipo / Type: R425 DOHC**



Escova / Brush: 6 x 18 x 14,5 mm (L x A x C / W x H x L)

Equivalente / Replace: **BOSCH:** 1 004 336 517, 1 004 36 556, 1 004 336 581, 1 004 336 603, 1 004 336 611, 1 004 336 623, 1 004 336 666, 1 004 336 757, 1 004 336 895, 776 637 04, 31173 79J00, 070 911 209

Partida / Starter: 0 001 109 267, 0 001 109 270, 0 001 109 306, 0 001 109 307, 0 001 109 321, 0 001 109 322, 0 001 109 330, 0 001 109 331, 0 001 109 336, 0 001 109 337, 0 001 109 342, 0 001 109 343, 0 001 109 355, 0 001 109 358, 0 001 109 371, 0 001 109 375, 0 001 109 376, 0 001 109 395, 0 001 109 396, 0 001 109 403, 0 001 109 404, 0 001 125 025, 0 001 125 057, 0 001 125 060, 0 001 125 600, 0 001 125 601, 0 399 501 002, 0 399 501 007

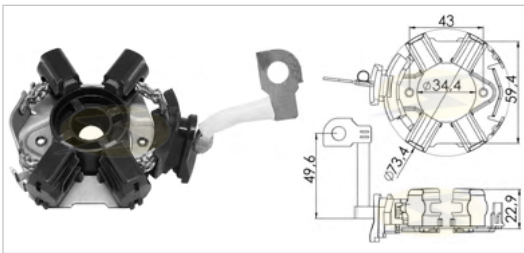
Aplicação / Application: **ALFA ROMEO:** 147 1.9 JTD / 1.9 JTD 16V, 156 1.9 JTD 16V / 1.9 JTD 16V Q4 / 2.4 JTD, 159 1.9 JTDM 8V / 2.4 JTDM / 2.4 JTDM Q4, 166 2.4 / 2.4 JTD, Brera 2.4 JTDM 20V, GT 1.9 JTD, MiTo 1.6 JTDM, Spider 2.4 JTDM, **FIAT:** Marea-Weekend, Bravo 1.6 Multijet / 1.9 Diesel

Multijet, Croma 1.9 Diesel Multijet / 2.4 JTDM Multijet, Linea 1.6 Multijet, Sedici 1.9 Diesel Multijet, Stilo 1.9 JTD, **LANCIA:** Thema 3.0 CRD / 3.0 D / 3.0 V6 CRD, Delta 2.0 Multijet, Kappa 2.4 JTD, Lybra 2.4 JTD SW, Thesis 2.4 JTD, **LDV:** Maxus 2.5 CDI, **LI:** Maxus 2.5 CDI, **VOLKSWAGEN:** Engine Diesel, **SUZUKI:** SX4 1.9 DDIS / 1.9 DDIS 4WD, **JOHN DEERE:** 244J, 304J, 317, 320, 325, 328, 332, 4120, 4320, 4520, 4720, 5225, 5325, **CHRYSLER:** Thema 3.0 CRD / 3.0 D / 3.0 V6 CRD, **DODGE:** Ram 1500 3.0 V6 D, **JEEP:** Grand Cherokee 3.0 CRD / 3.0 CRD V6 4x4 / 3.0 TD V6 4x4 / 3.0 V6 CRD, **IVECO:** 29 L 10 2.3 / 11 2.8 / 12 2.3 / 13 2.8 / 14 2.3 / 9 2.8 / 9 V 2.8, 33 S 11 2.3 / 11 3.0 / 13 2.3, 35 C 10 2.3 / 10 2.3 / 11 2.8 / 12 2.3 / 13 2.3 / 14 3.0 / 15 2.8 / 15 3.0 / 17 3.0 / 18 3.0 / 9 2.8, 35 S 10 2.3 / 10 2.3 / 11 2.3 / 11 2.8 / 12 2.3 / 13 2.3 / 13 2.8 / 14 2.3 / 14 3.0 / 14 3.0 / 15 2.8 / 17 3.0 / 18 3.0 / 9 2.8, 40 C 10 2.3 / 11 2.3 / 12 2.3 / 13 2.3 / 14 3.0 / 14 3.0 / 15 2.8 / 15 3.0 / 17 3.0 / 18 3.0, 40 S 10 2.3 / 13 2.3 / 14 3.0 / 17 3.0, 45 C 14 3.0 / 17 3.0 / 18 3.0, 50 C 11 2.8 / 13 2.8 / 14 3.0 / 15 2.8 / 15 3.0 / 15 3.0 / 17 3.0 / 17 3.0 / 18 3.0, 55 S 17 3.0, 60 C 14 3.0 / 15 3.0 / 17 3.0 / 18 3.0, 65 C 14 3.0 / 15 3.0 / 17 3.0 / 18 3.0, 70 C 14 3.0 / 17 3.0, Massif 3.0 HPI / 3.0 HPT, **RENAULT:** Mascott 110.35 2.8 / 110.50 2.8 / 110.55 2.8 / 110.60 2.8 / 130.35 2.8 / 130.55 2.8 / 130.65 2.8 / 140.35 2.8 / 140.55 2.8, 140.65 2.8 / 150.35 2.8 / 150.55 2.8 / 150.65 2.8 / 90.35 2.8

Bosch Equivalente / Replace

UF - 1265/4 4 escovas / brushes

Especificações / Features: **12V, 2,0Kw** - Escova / Brush: 6 x 18 x 14,5 mm (L x A x C / W x H x L)



SAIBA MAIS
Equivalente / Replace: **BOSCH:** 1 004 336 538, 1 004 336 569, 1 004 336 570, 1 004 336 625, 1 004 336 626, 1 004 336 714, 1 004 336 774, 1 004 336 780, **VOLKSWAGEN:** 03G 911 209 A, 059 911 209 C

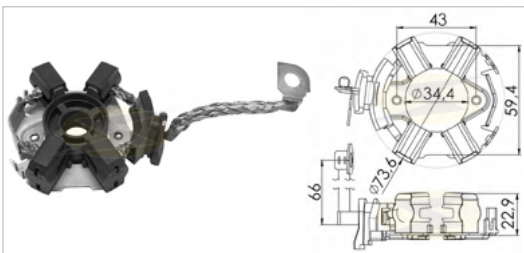
Partida / Starter: 0 001 109 064, 0 001 109 065, 0 001 125 053, 0 001 125 054, 03G 911 023 AX, 03G 911 023 AX, 0 001 109 258, 0 001 109 259, 0 001 109 260, 0 001 109 261, 059911023Q, 059911024A

Aplicação / Application: **AUDI:** A8 3.0 TDi, A4 2.0 TDI / 1.9 TDI / 2.0 TDI / 2.0 TDI Quattro, A6 2.0 / 2.7 / 3.0 TDI, **SEAT:** Exeo 2.0 TDI / TDI ST, **SKODA:** Superb 1.9 TDI / 2.0 / 2.0 TDI

Bosch Equivalente / Replace

UF - 1266/4 4 escovas / brushes

Especificações / Features: **12V, 2,0Kw** - Escova / Brush: 6 x 18 x 14,5 mm (L x A x C / W x H x L)



SAIBA MAIS
Equivalente / Replace: **BOSCH:** 1 004 336 538, 1 004 336 569, 1 004 336 570, 1 004 336 625, 1 004 336 626, 1 004 336 714, 1 004 336 774, 1 004 336 780, 03G 911 209A

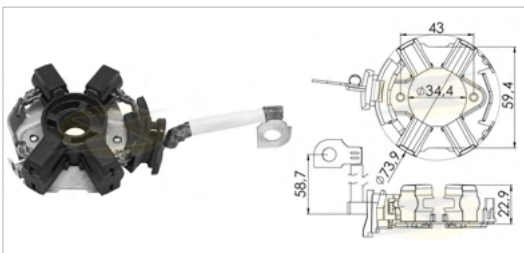
Partida / Starter: 0 001 109 064, 0 001 109 065, 0 001 125 053, 0 001 125 054, 03g 911 023 A, 03g 911 023 AX, 03G911023

Aplicação / Application: **AUDI:** A4, A6 2.7 / 3.0 TDi, A8 3.0 TDi, **SEAT:** Exeo 2.0 TDI

Bosch Equivalente / Replace

UF - 1267/4 4 escovas / brushes

Especificações / Features: **12V, 2,0Kw** - Escova / Brush: 6 x 18 x 14,5 mm (L x A x C / W x H x L)



SAIBA MAIS
Equivalente / Replace: **BOSCH:** 1 004 336 524, 1 004 336 559, 1 004 336 574, 1 004 336 578, 1 004 336 596, 1 004 336 616, 1 004 336 624, 1 004 336 701, 1 004 336 760, 1 004 336 784, 1 004 336 787, 1 004 336 869, 1 004 337 004, 773 638 17, 773 641 02, 059911209E, 4M5T11000KD, 057911

Partida / Starter: 0 001 109 204, 0 001 109 264, 0 001 109 275, 0 001 109 276, 0 001 109 280, 0 001 109 281, 0 001 109 300, 0 001 109 301, 0 001 109 310, 0 001 109 311, 0 001 109 332, 0 001 109 333, 0 001 109 340, 0 001 109 341, 0 001 109 361, 0 001 109 362, 0 001 109 364, 0 001 109 366, 0 001 109 379, 0 001 109 389, 0 001 109 390, 0 001 109 397, 0 001 109 398, 0 001 109 407, 0 001 109 408, 0 001 110 130, 0 001 110 131, 69503857, 30659558, 30724473, 30782228, 307820452

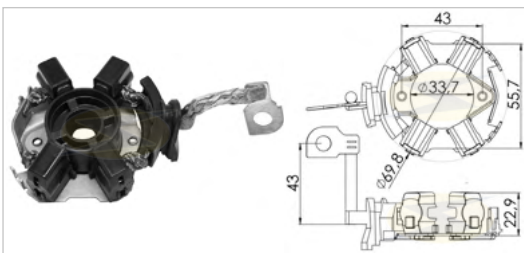
Aplicação / Application: **SEAT:** Terra, Exeo, **VOLKSWAGEN:** Polo / Classic, **IVECO:** Daily 35 S17, **AUDI:** A4 3.0 TDi, A5, A6, A7, A8 4.2 TDi,

Q5, SQ5, **CITROEN:** Jumper, **PORSCHE:** Macan 3.0 S D, **FIAT:** Ducato Cargo 2.3 / Combinato 2.3 / Maxi Cargo 2.3 / Minibus 2.3 / Multi 2.3, **FORD:** Transit / Tourneo, **LAND ROVER:** Defender, **MERCEDES-BENZ:** C-Class, CLK, E-Class, G-Class, M-Class, S-Class, Sprinter 2-t / 3-t / 5-t, Unimog, Vclass, Vario, Viano, Vito, Mixto, **PEUGEOT:** Boxer, **SKODA:** Superb, **VOLVO:** C30, C70, S40, S60, S80, V50, V60, V70, XC60, XC70 II 2.4D, XC90 2.4

Bosch Equivalente / Replace

UF - 1268/4 4 escovas / brushes

Especificações / Features: **12V, 1,7Kw** - Tipo / Type: **PMGR** - Escova / Brush: 6 x 18 x 12,5 mm



SAIBA MAIS
(L x A x C / W x H x L)
Equivalente / Replace: **BOSCH:** 1 004 336 523, 1 004 336 558, 1 004 336 598, 1 004 336 653, 1 004 336 700, 1 004 336 759, 02M 911 209 A, 03G 911 209 B

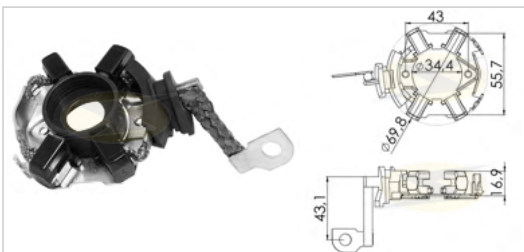
Partida / Starter: 0 001 123 016, 0 001 123 017, 0 001 123 036, 0 001 123 037, 0 001 123 044, 0 001 123 045, 02E 911 023 H, 02E 911 023 HX, 02E 911 023 L, 02E 911 023 LX, 02E 911 024 A, 02E 911 023 AX

Aplicação / Application: **AUDI, SEAT, SKODA:** Octavia 2.0, **VOLKSWAGEN:** Touran 1.9 Tdi, **PEUGEOT:** Boxer, **CITROEN:** Jumper

Bosch Equivalente / Replace

UF - 1269/4 4 escovas / brushes

Especificações / Features: **12V, 1,1Kw** - Tipo / Type: **RF74-M50** -



SAIBA MAIS
Escova / Brush: 5 x 12 x 11,6 mm (L x A x C / W x H x L)
Equivalente / Replace: **BOSCH:** 1 004 336 504, 1 004 336 562, 1 004 336 766, 1 004 336 987, 068 911 209 L, 02B 911 209 D

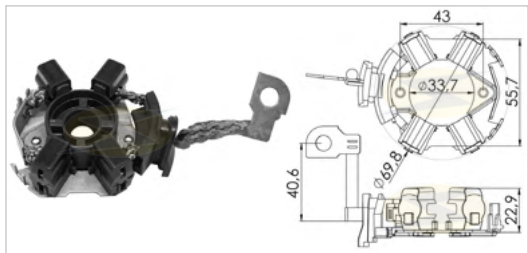
Partida / Starter: 0 001 107 112, 0 001 121 024, 0 001 121 029, F 000 A94 029, 020 911 023 F, 020 911 023 FX, 02A 911 023 L, 02A 911 023 LX, 02T 911 023 B, 0 001 121 026, 0 001 121 028

Aplicação / Application: **SKODA, AUDI:** A3 1.6 / 1.8, TT 1.8, Roadster, **SEAT:** Cordoba 1.6 / 1.8, Ibiza 1.6 / 1.8 II IV, **VOLKSWAGEN:** Beetle 2.0, Bora 2.0, Golf III 1.8 / 2.0 Cabriolet / Variant, Golf IV 1.6 / 1.8 / 2.0, Passat 2.0, Polo 2.0 GT Flex, Polo Classic 1.8, Polo Sedan 2.0 Flex

Bosch Equivalente / Replace

UF - 1.270/4 4 escovas / brushes

Especificações / Features: **12V, 1,7Kw** - Tipo / Type: **DW** - Escova / Brush: 6 x 18 x 12,5 mm



(L x A x C / W x H x L)

Equivalente / Replace: **BOSCH:** 1 004 336 513, 1 004 336 522, 1 004 336 553, 1 004 336 584, 1 004 336 591, 1 004 336 663, 1 004 336 677, 1 004 336 678, 1 004 336 754, 1 004 336 792, 1 004 336 798, 1 004 336 876, 1 004 336 890, 1 004 336 899

Partida / Starter: 0 001 115 008, 0 001 115 021, 0 001 115 025, 0 001 115 040, 0 001 115 041, 0 001 115 045, 0 001 115 048, 0 001 115 078, 0 001 115 081, 0 001 123 002, 0 001 123 003, 0 001 123 024, 0 001 123 025, 012 911 023 E, 012 911 023 F, 012 911 023 G, 012 911 023 GX, 012 911 023 H, 012 911 023 HX, 955 604 107 07 00, 955 604 107 07 010, 955 604 107 07 011, 0 001 115 079, 0 001 115 089, 0 001 115 115

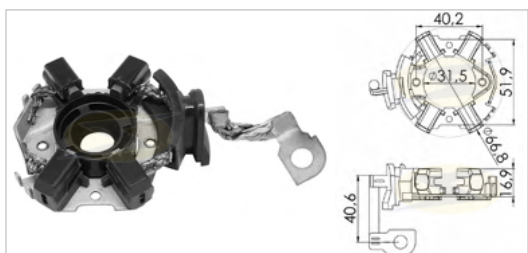
Aplicação / Application: **BMW:** 1, 3, 5, 6, 7, X3, X5, X6, **MERCEDES BENZ:** C class, C class T, **FIAT:** Ducato, Ducato 11 2.3 JTD (2010->), Ducato 110 2.3 JTD (2011->), Ducato 120 2.3 JTD (2010->), Ducato 130 2.3 JTD (2010-2011), Ducato 15 2.3 JTD (2010->), Ducato 150 2.3

JTD (2011->), Ducato 150 3.0 JTD (2015->), Ducato 17 2.3 JTD (2010->), Ducato 180 3.0 JTD (2015->), Ducato 20 2.3 JTD (2010->), **FORD:** Transit 2.2 TDCi (2011->), Transit 2.2 TDCi 4x4 (2011-2014), Transit 2.2 TDCi RWD (2011-2014), Transit FT 2.2 TDCi 4X4 (2014->), Transit FT 2.2 TDCi RWD (2014->), **AUDI:** Q7 3.6 FSI (2006->), **PORSCHE:** Cayenne 3.6 (2006->), **VOLKSWAGEN:** Touareg 3.6 FSI V6 (2005-2010)

Bosch Equivalente / Replace

UF - 1.271/4 4 escovas / brushes

Especificações / Features: **12V, 1,1/1,2Kw** - Tipo / Type: **RF70-M25**



Escova / Brush: 4,6 x 12 x 11,2 mm (L x A x C / W x H x L)

Equivalente / Replace: **BOSCH:** 1 004 336 519, 1 004 336 655, 1 004 336 896, 02M 911 209 C


Partida / Starter: 0 001 121 402, 0 001 121 403, 0 001 121 408, 0001 121 413, 0 001 121 429, 0 001 121 430, 0 001 121 435, 0 001 121 436, 02M 911 G, 02M 911 GX, 02M 911 S, 02M 911 SX, 02M 911 024 D, 02M 911 024 DX, 02Z 911 023 E, 02Z 911 023 EX, 0AX 911 023, 0 001 121 412, 02E911023J, 02E911023S, 02M911023G

Aplicação / Application: **AUDI:** A1 2.0 TFSi Quattro, A3 1.8 TFSi Sportback, Q3 2.0 TFSi Quattro, TT 2.0 TFSi Coupé Quattro, **SEAT:** Ibiza IV, **VOLKSWAGEN:** Eos 2.0 FSi, Jetta 2.0 Total Flex / 2.0 TSi / 2.5 / 2.5 Variant, Passat 2.0 FSi / TSi / TSi Variant, Tiguan 2.0 TSi 4Motion, Golf V / VI, Jetta III, Multivan V, Passat / Variant, Polo, Touran, Transporter V

Bosch Equivalente / Replace

UF - 1.272/4 4 escovas / brushes

Especificações / Features: **12V, 1,1Kw** - Tipo / Type: **DW** - Escova / Brush: 4,6 x 12 x 12,2 mm



(L x A x C / W x H x L)

Equivalente / Replace: **BOSCH:** 1 004 336 502, 1 004 336 505, 1 004 336 510, 1 004 336 525, 1 004 336 526, 1 004 336 534, 1 004 336 542, 1 004 336 547, 1 004 336 593, 1 004 336 600, 1 004 336 608, 1 004 336 630, 1 004 336 632, 1 004 336 636, 1 004 336 702, 1 004 336 703, 1 004 336 711, 1 004 336 718, 1 004 336 723, 1 004 336 866

Partida / Starter: 0 001 107 401, 0 001 107 411, 0 001 107 415, 0 001 107 417, 0 001 107 418, 0 001 107 423, 0 001 107 432, 0 001 107 435, 0 001 107 437, 0 001 107 442, 0 001 107 443, 0 001 107 446, 0 001 107 447, 0 001 107 450, 0 001 107 453, 0 001 107 456, 0 001 107 474, 0 001 107 78, 0 001 107 479, 0 001 121 422, 0 001 121 423, 0 001 121 427, 0 001 121 428, 0 001 121 443, 0 001 121 444, F 002 G20 485, F 002 G20 594, F 002 G20 669, 06C 911 023, 06C 911 023 X, 06D 911 021 B, 06D 911 021BX, 06D 911 021 D, 06D 911 023 B, 06E 911

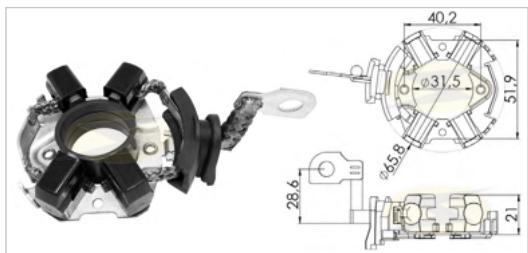
021 B, 06E 911 021 BX, 06H 911 021 A, 06H 911 021AX, 0 001 107 402, 0 001 107 403, 0 001 107 404, 0 001 107 405, 0 001 107 406, 0 001 107 407, 0 001 107 408, 0 001 107 409, 0 001 107 410, 0 001 107 424, 0 001 107 425, 0 001 107 426, 0 001 107 427, 0 001 107 429, 0 001 107 430, 0 001 107 431, 0 001 107 433, 0 001 107 434, 0 001 107 436, 0 001 107 440, 0 001 107 441, 0 001 107 448, 0 001 107 449, 0 001 107 493, 0 001 107 499, 0 001 107 514, 0 001 107 527, 0 001 107 528, 0 001 107 529, 0 001 107 530, 0 001 107 531

Aplicação / Application: **TOYOTA:** Corolla 1.8 / 2.0, **ALFA ROMEO:** 147, 156, 159, Spider, **BMW:** 116 1.6 i (2003-2012), 118 2.0 i (2004-2012), 120 2.0 i (2003-2012), 316 1.6 i (2005-2011), 318 2.0 i (2005-2011), 130i, 135i Coupé, 320 2.0 i (2005-2011), 320 2.0 Si (2006), 325i, 330i, 335i / Cabrio, 520 2.0 i (2006-2009), 525i, 528i, 530i, 535i GT, X1 2.0 sDrive18i (2010), X1 xDrive 28i, X3 2.0 i (2005), X3 2.0 i Xdrive (2008), X3 3.0 si / 3.0i / xDrive 28i, X5 3.0 si / xDrive 35i, X6 xDrive 35i, Z4 2.0 i (2005), Z4 3.0 si Coupé / 3.0i / sDrive 23i / sDrive 35i, 1, 3, 5, 7, **FIAT:** Punto, Stilo, **FORD:** Courier 1.4i 16V, Fiesta 1.4i 16V, Fiesta / Box IV V, Focus c max II, Fusion, Ka Street / Lancia, **LAND ROVER:** Freelander 2, **AUDI:** A4 1.8 / 2.0 TFSi / 2.0 TFSi Avant, **DAEWOO:** Lanos 1.6i / Hatchback, **MERCEDES BENZ:** Classe C 180 / 180 T-Modell / 200 / 220 / 230 / 230 Kompressor Sportcoupé / 230 Kompressor T-Modell / 230 T-Modell, Classe CLK 230 Kompressor Cabrio, Classe E 200 / 200 T-Modell / 230, Classe ML 230, Classe SLK 230 Kompressor / Kompressor Roadster, **VOLVO:** V50 1.6

Bosch Equivalente / Replace

UF - 1.273/4 4 escovas / brushes

Especificações / Features: **12V, 1,4Kw** - Tipo / Type: **DW** - Escova / Brush: 4,6 x 16 x 12,2 mm



(L x A x C / W x H x L)

Equivalente / Replace: **BOSCH:** 1 004 336 509, 1 004 336 527, 1 004 336 531, 1 004 336 704, 1 004 336 708, 1 004 336 886, 773 650 65, 31173 T55L0

Partida / Starter: 0 001 108 401, 0 001 108 402, 0 001 108 420, 0 001 108 421, 0 001 108 450, 0 001 108 451, 0 001 108 456, 0 001 108 457, F 002 G20 670, F 004 A94 004, 12 41 7 519 390, 12 41 7 519 391, 68080459AA, 517 8724 18, 3M5T 11000 EA, 1674049, 31100 55L00, 31100 55L01

Aplicação / Application: **ALFA ROMEO:** 159, Sportwagon, Brera, Spider, **FIAT:** Bravo II, Ducato Bus, Toro Diesel, **LANCIA:** Deeltya III, **JEEP:** Renegade Diesel, Compass Diesel, **VOLVO:** C70 II T5, S40 II 2.4 / 2.5 T5 / 2.5 T5 AWD, V50 2.4, V50 T5

Bosch Equivalente / Replace

UF - 1274/4 4 escovas / brushes

Especificações / Features: **12V, 1,4Kw** - Tipo / Type: **R70-L25 / R70-L35 -**



Escova / Brush: 4,6 x 16 x 12,2 mm (L x A x C / W x H x L)

Equivalente / Replace: **BOSCH:** A0011515714, 1 004 336 564, 1 004 336 633, 1 004 336 768, 001 151 57 14

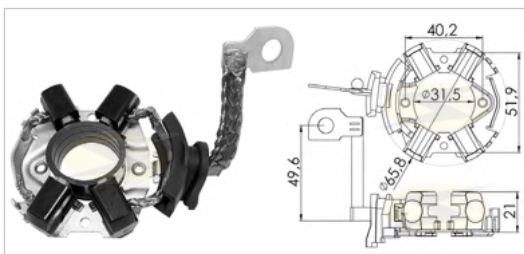
Partida / Starter: 0 001 108 403, 0 001 108 404, 0 001 108 409, 0 001 108 410, 0 001 108 441, 0 001 108 442, 006 151 05 01, 006 151 37 01, 948 604 208 00, A0061510501, A0061513701

Aplicação / Application: **MERCEDES BENZ:** Classe CLS 350, Classe R 500 4Matic, Classe SLK 350, CLK, E Class, GL Class, M Class, R class, S class, SL, **PORSCHE:** Panamera 3.0 D (2011->), Panamera 3.0 S (2013->), Panamera 3.0 S Híbrida (2011->), Panamera 3.6 (2010->), Panamera 4.8 4S (2009->), Panamera 4.8 GTS (2012->), Panamera 4.8 Turbo (2009->), Panamera 4.8 Turbo S (2011->).

Bosch Equivalente / Replace

UF - 1275/4 4 escovas / brushes

Especificações / Features: **12V, 1,2Kw** - Tipo / Type: **R70-L15** - Escova / Brush: 4,6 x 16 x 12,2



mm (L x A x C / W x H x L)

Equivalente / Replace: **BOSCH:** A0011514114, 1 004 336 565, 1 004 336 595, 1 004 336 602, 1 004 336 769, 1 004 337 022, 1 004 337 140, 1 004 337 150, 001 151 41 14, 06E 911 209

Partida / Starter: 0 001 108 405, 0 001 108 406, 0 001 108 408, 0 001 108 430, 0 001 108 431, 0 001 108 445, 0 001 108 446, 0 001 108 466, 0 001 108 467, 06E 911 023 B, 06E 911 023 BX, 06E 911 023 C, 06E 911 023 CX, 06E 911 023 E, 06E 911 023 EX, 06E 911 023 F, 079 911 021 D, 079 911 021 DX, 079 911 021 G, 4M5T 11000 CA, 4M5T 11000 CB, 1344589, 1570611, 9586 041 110 00

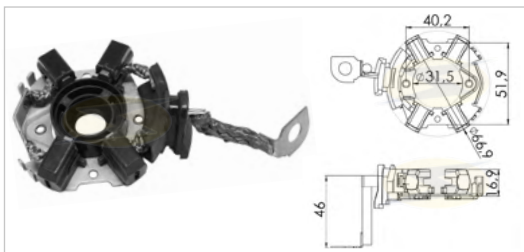
Aplicação / Application: **AUDI:** A4 3.0 / 3.2 FSi Avant, A6 2.4 / 3.0 TFSi / 3.2 FSi, A7 3.0 TFSi, A8 3.2 / 4.2 FSi, Q5 3.2 FSi, Q7 3.0 TFSi / SS 3.0 TFSi, RS4 4.2 Avant, RS5 4.2 Avant, RS6 4.0 TFSi, RS7 4.0 TFSi, S4 3.0 TFSi / 3.0 TFSi Avant, S6 4.0 TFSi / Avant, S7 4.0 TFSi,

S8 4.0 FSi, **FORD:** Focus 1.6i / -Ti / -Ti-VCT > 12/2007, **BENTLEY:** Continental GT 4.0 V8

Bosch Equivalente / Replace

UF - 1276/4 4 escovas / brushes

Especificações / Features: **12V, 1,1Kw** - Tipo / Type: **DW** - Escova / Brush: 4,6 x 12 x 11,2 mm



(L x A x C / W x H x L)

Equivalente / Replace: **BOSCH:** 1 004 336 580, 1 004 336 607, 1 004 336 789, MB 001151 64 14, 28140 0Q020, A0011516414

Partida / Starter: 0 001 107 406, 0 001 107 438, 0 001 107 439, 0 001 107 459, 0 001 107 462, 006 151 59 01, 0 001 107 540, A0061515901, 281000Q021C, 0 001 107 461, 0 001 107 522, 0 001 120 406

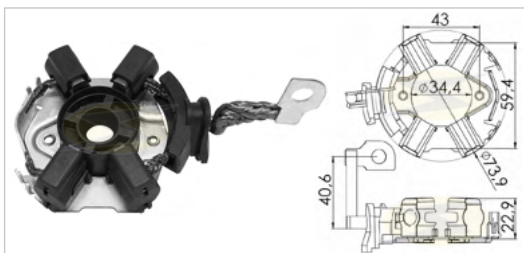
Aplicação / Application: **AUDI:** A1 1.2 TFSi (2010-2015), A1 1.2 TFSi Sportback (2012->), A3 1.6 FSi (2003-2007), A3 1.9 TDi (2008->), A3 2.0 FSi (2004->), **MERCEDES BENZ:** Classe C 160 / 180 / 200 / 220 / 230 / 250 / 280 / 300 / 350, Classe E 200 / 250 / 300 / 350 / 500, Classe GLK 280 / 300 / 350, Classe S 400 Hybrid, Classe CLS 300 / 350, Classe G 500 5.5 (2009->), Classe GL 450 / 500, Classe ML 500 5.5 4-Matic (2007->), Classe R 280 / 300 / 350 / 500, Classe S 280 / 300 / 350 / 400 / 450 / 500, Classe SL 280 / 300 / 350, Classe SLK 200 /

280 / 300 / 350, Classe CLK 200 / 280 / 350 / 500, Classe CLC 160 / 180 / 200, **CITROEN:** C1 1.0 (2005-2014), **PEUGEOT:** 107 1.0 (2005->), **TOYOTA:** Aygo 1.0 (2005->), **OPEL:** Astra 1.2 / 1.4 / 1.6 / 1.8, Agila 1.0 / 1.2, Combo 1.2 / 1.4 / 1.6, Corsa 1.0 / 1.2 / 1.4 / 1.8, Meriva 1.4 / 1.6 / 1.8, Signum 1.8 (2003-2005), Tigra 1.4 / 1.6 / 1.8, Vectra 1.4 / 1.6 / 1.8, Zafira 1.6 / 1.8, **SAAB:** 9-3 1.8 i (2004-2015), **DAEWOO:** Lacetti Hatch 1.4 (2002-2004), **FIAT:** Stilo Multi Wagon 1.6 16V (2005-2007), **SEAT:** Altea 1.4 (2006->), Cordoba 1.2 / 1.4 / 1.6, Ibiza 1.2 / 1.4 / 1.6, Leon 1.4 (2006->), Toledo 1.2 / 1.4 / 1.6, **SKODA:** Octavia 1.4 / 1.6, Praktik 1.2 / 1.4, Rapid 1.2 / 1.6, Roomster 1.2 / 1.4 / 1.6, **VW:** Bora 1.9 TDI 4-motion (2003-2005), Bora 2.8 V6 4-Motion (2003-2005), Golf Plus 1.4 (2005->), Golf Plus 1.6 FSi (2005-2009), Golf V 1.4 (2003-2006), Golf V 1.6 FSi (2003-2008), Golf VI 1.4 (2008-2012), Jetta 1.6 (2011->), Jetta 1.6 FSi (2005->), Polo 1.2 / 1.4 / 1.6.

Bosch Equivalente / Replace

UF - 1277/4 4 escovas / brushes

Especificações / Features: **12V, 1,8Kw** Escova / Brush: 6 x 18 x 14,5 mm (L x A x C / W x H x L)



Equivalente / Replace: **BOSCH:** 1 004 336 272, 1 004 336 503, 1 004 336 549, 1 004 336 619, 1 004 336 629, 1 004 336 750, 1 004 336 878, 02A 911 209 E

Partida / Starter: 0 001 125 007, 0 001 125 008, 0 001 125 012, 0 001 125 031, 0 001 125 032, 0 001 125 042, 0 001 125 043, 0 001 125 046, 0 001 125 047, 0 001 125 051, 0 001 125 052, 0 001 125 617, 0 001 125 618, 020911023H, 02A911023R, 02A911024D, 02T911023D, 02T911023H

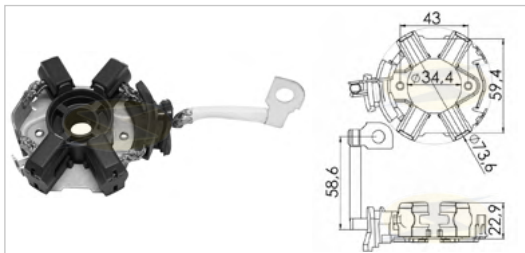
Aplicação / Application: **AUDI:** A2 1.4 TDI, A3 1.9 Tdi / 1.9 TDI Quattro, **FORD:** Galaxy 1.9 TDI / 2.0 / 2.3 16V, **SEAT:** Alhambra 1.9 TDI, Arosa 1.4 TDI, Cordoba 1.4 TDI / 1.9 TDI, Ibiza 1.4 TDI / 1.9 TDI, Leon 1.9 TDI, Toledo 1.9 TDI, **SKODA:** Fabia 1.4 TDI / 1.9 TDI, Octavia 1.9 TDI / 1.9 TDI 4x4, **VOLKSWAGEN:** Transporter IV Box Bus, Bora 1.9 TDI / 1.9 TDI 4-Motion, Caddy 1.9 TDI, Golf III 1.9 TDI / III 1.9 TDI Syncro / IV 1.9 TDI / IV 1.9 TDI 4-Motion, Lupo 1.4 TDI, New Beetle 1.9 TDI, Passat 1.9 TD / 1.9 TDI, Polo 1.4 TDI /

1.9 TDI / 1.9 SDI, Sharan 1.9 TDI, Vento 1.9 TDI, Fox 1.4 TDI

Bosch Equivalente / Replace

UF - 1.278/4 4 escovas / brushes

Especificações / Features: **12V, 2,2Kw** Escova / Brush: 6 x 18 x 14,5 mm (L x A x C / W x H x L)



SAIBA MAIS
Equivalente / Replace: BOSCH: 1 004 336 507, 1 004 336 508, 1 004 336 537, 1 004 336 550, 1 004 336 551, 1 004 336 605, 1 004 336 617, 1 004 336 620, 1 004 336 621, 1 004 336 713, 1 004 336 751, 1 004 336 752, 1 004 336 800, 1 004 336 884, 1 004 336 885, 020911209E, 02M911209B

Partida / Starter: 0 001 110 086, 0 001 110 087, 0 001 110 118, 0 001 110 119, 0 001 110 133, 0 001 110 134, 0 001 124 001, 0 001 124 008, 0 001 124 013, 0 001 124 014, 0 001 124 022, 0 001 124 027, 0 001 125 003, 0 001 125 004, 0 001 125 011, 0 001 125 035, 0 001 125 036, 0 001 125 039, 0 001 125 040, 0 001 125 048, 0 001 125 049, 0 001 125 605, 0 001 125 606, 0 001 124 003, 0 001 124 004, 0 001 124 007, 0 001 124 011, 0 001 124 026, 02M911023F

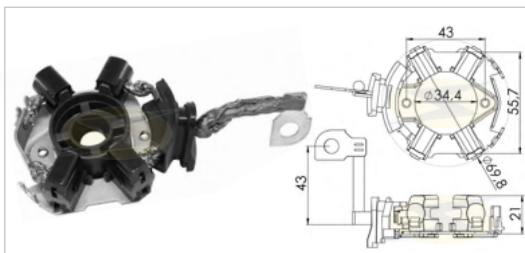
Aplicação / Application: **AUDI:** TT 1.8 T, A3 1.8 Turbo / 1.9 TDI, S3 1.8 Turbo Quattro, **SEAT:** Alhambra 1.9 TDI / 1.9 TDI 4-Motion / 2.0 TDI / 2.8 V6 / 2.8 V6 4-Motion, Cordoba 1.9 TDI, Ibiza 1.9 TDI / 1.9 TDI Cupra R, Leon 1.8 Turbo 20V / 1.8 Turbo 20V 4 Syncro / 1.9 TDI / 1.9 TDI

Syncro / 2.8 Cupra 4, Toledo 1.8 Turbo 20V / 1.9 TDI, **SKODA:** Fabia 1.9 TDI RS, Octavia 1.8 Turbo / 1.8 Turbo 20V RS / 1.9 TDI / 1.9 TDI 4x4, **VOLKSWAGEN:** Bora 1.8 Turbo / 1.9 TDI / 1.9 TDI 4-Motion / 2.8 V6 4-Motion / 2.8 VR6, Golf IV 1.8 GTI Turbo / IV 1.8 Turbo / IV 1.8 / IV 1.8 Turbo / IV 1.9 TDI / IV 1.9 TDI 4-Motion / IV 2.3 V5 / IV 2.3 V5 4-Motion / IV 2.8 V6 4-Motion / IV 3.2 4-Motion / V 3.2 R32 4-Motion, Jetta 1.8 Turbo GLS, New Beetle 1.8 / 3.2 RSI, Polo 1.9 TDI, Sharan 1.9 TDI / 1.9 TDI 4-Motion / 2.0 TDI / 2.8 V6 24V VR6 Syncro, Multivan 2.5 TDI / 2.5 TDI 4-Motion, Transporter 2.5 TDI / 2.5 TDI 4-Motion / 2.5 TDI PF

Bosch Equivalente / Replace

UF - 1.279/4 4 escovas / brushes

Especificações / Features: **12V, 1,4Kw** - Tipo / Type: **PMGR** - Escova / Brush: 5 x 16 x 13 mm (L x A x C / W x H x L)



SAIBA MAIS
Equivalente / Replace: BOSCH: 1 004 336 528, 1 004 336 533, 1 004 336 579, 1 004 336 788, **FIAT:** 773 641 27

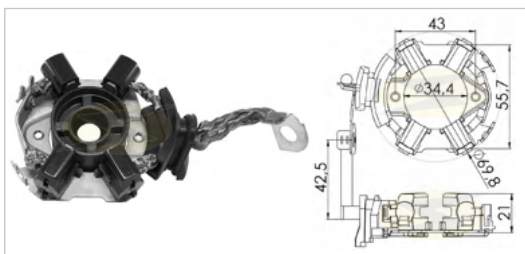
Partida / Starter: 0 001 108 210, 0 001 108 225, 0 001 108 241, 0 001 108 242, 0 001 111 008, F 002 G20 326, F 002 G20 348, F 002 G20 546, F 002 G20 582, F 002 G20 593, F 002 G20 820, **FIAT:** 518 329 55, 551 934 10, 551 955 03,

Aplicação / Application: **KOHLER LOMBARDINI, FERRARI, GOLDONI, ALFA ROMEO:** Alfa 147, 155 2.0 16V T.Spark, 155 2.0 8v T.Spark, 155 2.5 V6, 164 2.0 T.Spark, 164 2.0 V6 Turbo, 164 3.0 V6 12V, 166 2.0 V6 Turbo, GT 3.2 V6, GTV 2.0 V6 Turbo, GTV 3.2, Spider 2.0 V6 Turbo, Spider 3.0 V6 12V, **FIAT:** Palio 1.0 / 1.4 / 1.6 / 1.8, Croma 1 2.5 i.e. V6, **LANCIA:** Thema 3.0 i.e. V6, **WACKER NEUSON:** Equipamentos geradores

Bosch Equivalente / Replace

UF - 1.280/4 4 escovas / brushes

Especificações / Features: **12V, 1,8Kw** - Tipo / Type: **DW/PMGR**



SAIBA MAIS
 Escova / Brush: 5 X 16 X 13 mm (L x A x C / W x H x L)

Equivalente / Replace: BOSCH: 1 004 336 511, 1 004 336 536, 1 004 336 712, 1 004 336 727, 1 004 336 888, **FIAT:** 9949601

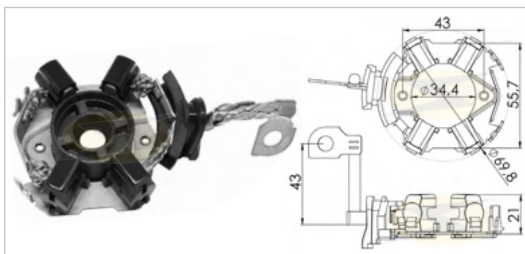
Partida / Starter: 0 001 108 190, 0 001 108 196, 0 001 108 202, 0 001 108 204, 0 001 108 208, 0 001 108 209, 0 001 108 211, 0 001 108 212, 0 001 108 217, 0 001 108 218, 0 001 108 224, 0 001 108 230, 0 001 108 231, 0 001 108 234, 0 001 108 236, 0 001 108 239, 0 001 108 240, 0 001 108 400, 0 001 108 431, 0 001 108 463, F 026 T02 002

Aplicação / Application: **PORSCHE:** 968, **FIAT:** Brava II, Doblo, Punto, Strada, Palio 1.0, **BMW:** 325i 2.5L, 316i / Ci, 318i / Ti

Bosch Equivalente / Replace

UF - 1.281/4 4 escovas / brushes

Especificações / Features: **12V, 1,4Kw** Escova / Brush: 5 x 16 x 13 mm (L x A x C / W x H x L)



SAIBA MAIS
Equivalente / Replace: BOSCH: 1 004 336 512, 1 004 336 552, 1 004 336 567, 1 004 336 753, 1 004 336 771, 1 004 336 889

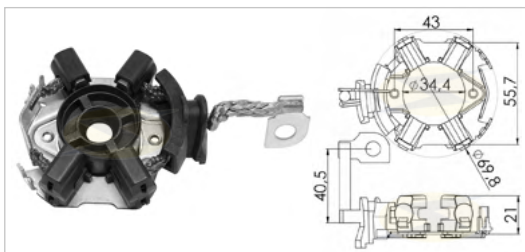
Partida / Starter: 0 001 108 200, 0 001 108 201, 0 001 108 206, 0 001 108 207, 0 001 108 228, 0 001 108 229, 0 001 108 237, 0 001 108 238, **VOLKSWAGEN:** 07C 911 023 D, 07C 911 023 F, 07C 911 023 FX, 07C 911 023 G, 07C 911 023 H, 07C 911 023 HX, 07D 911 023 A, 07D 911 023 AX

Aplicação / Application: **AUDI:** A6 2.0 TDI Avant / 2.0 TDI, A8 6.0 quattro / 6.0 W12 Quattro, Q7 4.2 FSI, RS6 5.0 TFSI Avant quatro / 5.0 TFSI quattro, S6 5.2 FSI Avant quatro / 5.2 FSI quattro, S8 5.2 FSI quattro, **VOLKSWAGEN:** Passat 4.0 W8 4-motion / Variant 4.0 W8 4-motion, Touareg 4.2 FSI, **BENTLEY:** Continental Flying Spur 6.0, Continental GT 6.0, Flying Spur W12 6.0

Bosch Equivalente / Replace

UF - 1.282/4 4 escovas / brushes

Especificações / Features: **12V, 1,4Kw** Escova / Brush: 5 x 16 x 13 mm (L x A x C / W x H x L)



SAIBA MAIS
Equivalente / Replace: BOSCH: 1 004 336 521, 1 004 336 568, 1 004 336 773, 1 004 336 898

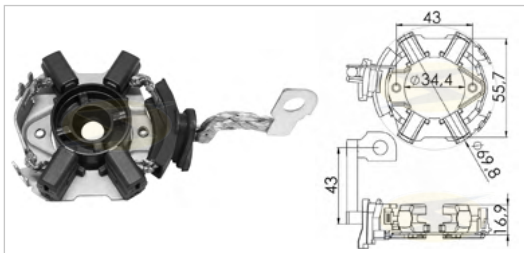
Partida / Starter: 0 001 108 203, **LADA:** 21100 3708010 03

Aplicação / Application: **LADA:** Priora 1.4L / 1.6, Kalina 1.6

Bosch Equivalente / Replace

UF - 1283/4 4 escovas / brushes

Especificações / Features: **12V, 1,1Kw** - Tipo / Type: **R74-M40**



Escova / Brush: 5 X 12 X 11 mm (L x A x C / W x H x L)

Equivalente / Replace: **BOSCH:** 1 004 336 561, 1 004 336 765


Partida / Starter: 0 001 107 103, 0 001 107 106, 0 001 121 030, 0 001 121 035, 001 911 023B, 001 911 023C, 001 911 023CX, 001 911 023X, 036 911 023S, 085 911 023H, 085 911 023HX

Aplicação / Application: **SEAT:** Cordoba 1.0 / 1.4, Ibiza II / III / IV 1.0, **VOLKSWAGEN:** Polo / Classic 1.0 Mi 16V, Golf III

Bosch Equivalente / Replace

UF - 1284/4 4 escovas / brushes

Especificações / Features: **12V, 1,4Kw** Escova / Brush: 4,5 x 16 x 12 mm (L x A x C / W x H x L)



Equivalente / Replace: **BOSCH:** 1 004 338 102, 1 004 338 126, 1 004 338 140, 0 399 D77 075

Partida / Starter: 0 001 177 003, 0 001 177 004, 0 001 177 005, 0 001 177 0013, 02M 911 024 R, 0 001 177 000, 0 001 177 001, 0 001 177 002, 0 001 177 006, 0 001 177 007, 0 001 177 008, 0 001 177 009, 0 001 177 010, 0 001 177 011, 0 001 177 012, 02M911021H, 0 001 179 500, 0 001 179 501, 0 001 179 502, 0 001 179 503, 0 001 179 504, 0 001 179 505, 0 001 179 506, 0 001 179 507, 0 001 179 508, 0 001 179 509, 0 001 179 510, 0 001 179 511, 0 001 179 512, 0 001 179 513, 0 001 179 514, 0 001 179 515, 0 001 179 516, 0 001 179 517, 0 001 179 518, 0 001 179 519, 0 001 179 522, 0 001 179 523, 0 001 170 200, 0 001 170 201

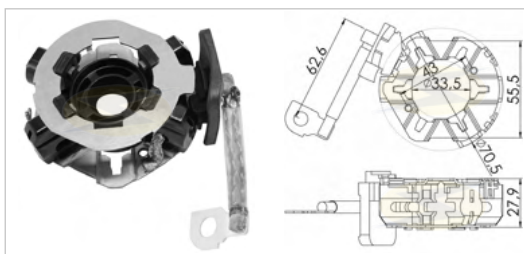
Aplicação / Application: **AUDI:** A1, S3, A3 1.8 quattro, **FIAT:** Palio, Strada, Siena, Uno, Fiorino, Doblo, Punto Fire 2010, **SEAT:** Mii, **SKODA:** Citigo 1.0, **VOLKSWAGEN:** Fox 1.0 Bluemotion, Jetta 1.4 / 1.6 / 2.0, Up! 1.0 Flex, Golf Sportsvan 1.2 TSI 2014, Polo 2.0R WRC 6R 2013, Up 1.0

2012, **BMW:** X3 2.0 i (2015->), X1 1.5 i (2015->), 220 2.0 i (2014-2015), X1 2.0 i (2015->), 225 2.0 i (2014->), 225 xe 1.5 (2016->), 216 1.5 (2015->), **MINI:** Cooper S 2.0 (2015->), Cooper S 2.0 4x4 Clubman (2014->), Cooper S 2.0 JCW (2013-2014), John Cooper Works 1.6 (2015->), One 1.5 Clubman (2015->), Cooper 1.2 First (2015->), Cooper 1.5 Clubman (2015->), Cooper D 2.0 Cooper Works (2015->), Cooper S 1.6 (2013-2014), Cooper S 1.6 4x4 (2015->).

Bosch Equivalente / Replace

UF - 1286/4 4 escovas / brushes

Especificações / Features: **12V, 2,2Kw** Escova / Brush: 4,5 x 19,5 x 14 mm (L x A x C / W x H x L)



Equivalente / Replace: **BOSCH:** 1 004 337 006, 1 004 337 146, 1 004 337 161

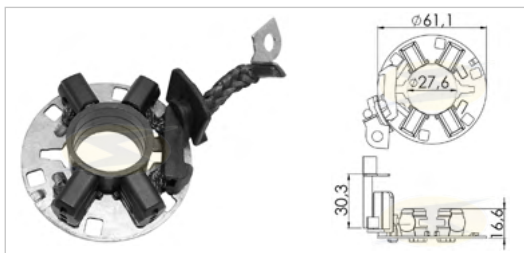
Partida / Starter: 0 001 153 001, 0 001 153 005, 0 001 153 007, 0 001 153 008, 0 001 153 009, 0 001 153 010, 0 001 153 013, 02E911024C, 02M911024C, 02Z911023H, 02Z911024H, 0AM911023G

Aplicação / Application: **AUDI:** A1 1.6 TDi, A3 1.6 TDi, A6, **SEAT:** Altea XL 1.6 TDi, Altea XL 1.6TDI, Ibiza V 1.2, Ibiza V 1.4, Ibiza V 1.6, Ibiza Esportcoupe 1.2 Ibiza Esportcoupe 1.4, Ibiza Esportcoupe 1.6, Ibiza V TDI 1.2 / 1.4 / 1.6, Leon 1.6 TDi, Toledo 1.4/1.6, **SKODA:** Fabia 1.2 TDi, Fabia 1.6 TDi, Octavia 1.6 TDi, Octavia Combi 1.6 TDi, Rapid 1.6 TDi, Rapid Spaceback 1.6 TDi, Roomster 1.2, Roomster 1.6, Roomster Praktik 1.2, Roomster Praktik 1.6, Super B 1.6 TDi, Yeti 1.6, Yeti 2.0 TDi, **VOLKSWAGEN:** Beetle 1.6, Beetle 2.0 TDi, Golf Plus 1.6 TDi, Golf VI 1.6 TDi, Jetta IV 1.2, Jetta IV 1.6, Jetta IV 2.0, Caddy Alltrack 2.0 TDi, Caddy III 1.6 TDi, Caddy IV 1.6, Caddy IV 2.0 TDi, Multivan, Passat, Polo, Touran, Transporter

Bosch Equivalente / Replace

UF - 1288/4 4 escovas / brushes

Especificações / Features: **12V, 0,8 Kw** Escova / Brush: 4,2 x 11,8 x 11 mm (L x A x C / W x H x L)



Equivalente / Replace: **BOSCH:** 1 004 339 005

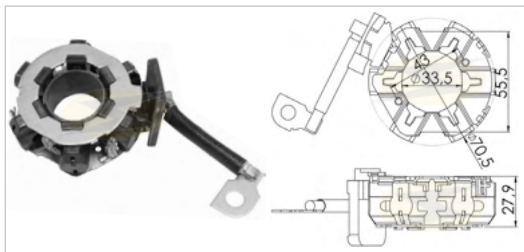
Partida / Starter: F 000 C60 001, F 000 C60 004, F 000 C60 005, F 000 C60 003, F 000 C60 002, 281000 T310 A

Aplicação / Application: **FIAT:** Doblo 1.3 MPI 16V (2001-2006), Fiorino Furgao 1.3 (2003-2013), Idea 1.4 Flex (2005-2010), Palio 1.0 (2000-2011), Palio 1.2 (2003-2008), Palio 1.3 (2000-2005), Palio 1.4 (2005-2008), Palio Fire 1.0 (2002-2009), Palio Fire Economy 1 (2010-2014), Palio Weekend 1.0 / 1.3 (2000-2005), Palio Weekend 1.4 (2005-2010), Punto 1.4 Flex (2007-2010), Siena 1.0 / 1.2 / 1.3 / 1.4 (2002-2012), Strada 1.3 MPI 8V (2002-2005), Strada 1.4 MPI 8V FI (2005-2008), Strada Fire 1.4 MPI (2006-2012), Uno Furgoneta 1.3 MP (2004-2013), Uno Furgoneta 1.3 MP (2001-2008), Uno Mille Economy 1 (2009-2013), Palio 1.4 Flex (2011-2015), Grand Siena 1.4 Flex (2012->)

Bosch Equivalente / Replace

UF - 1289/6 6 escovas / brushes

Especificações / Features: **12V, 2,6Kw** Escova / Brush: 4,5 X 19 X 15 mm (L x A x C / W x H x L)



Equivalente / Replace: **BOSCH:** 1 004 336 681

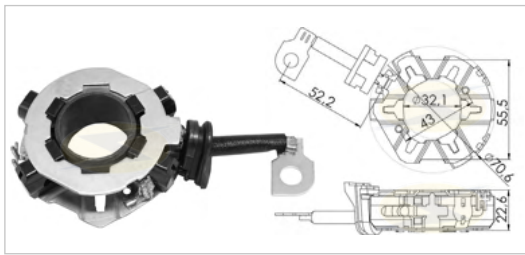
Partida / Starter: 0 001 145 001, 0 001 145 002, 0 001 139 019, 0 001 139 020, 0 001 139 075, 0 001 139 076

Aplicação / Application: **SUZUKI:** Swift IV, **AUDI:** A1 1.6 TDi (2010-2015), A3 1.6 TDi (2009-2013), A4 2.0 TDi (2007-2013), A4 2.0 TDi Quattro (2008-2013), A4 Allroad 2.0 TDi Quattro (2011->), A5 2.0 TDi (2008-2013), A5 2.0 TDi Quattro (2008-2012), A5 2.0 TDi Quattro Sportback (2009-2011), A5 2.0 TDi Sportback (2009-2013), A6 2.0 TDi (2011-2012), Q5 2.0 TDi (2008-2013), Q5 2.0 TDi Quattro (2012-2013), **SEAT:** Altea 1.6 TDi (2010->), Altea XL 1.6 TDi (2009->), Ibiza 1.2 TDi (2010->), Ibiza 1.6 TDi (2009->), Leon 1.6 TDi (2010-2013), Toledo 1.6 TDi (2012->), **SKODA:** Fabia 1.4 TDi (2014->), Fabia 1.6 TDi (2010->), Octavia 1.6 TDi (2013->), Rapid 1.4 TDi (2015->), Rapid 1.6 TDi (2012->), Roomster 1.6 TDi (2010->), Superb 1.6 TDi (2010-2015), Yeti 1.6 TDi (2010->), **VOLKSWAGEN:** Golf VII 1.6 TDi 4-Motion (2013->), Caddy 1.6 TDi (2010->), Caravelle 2.0 TDi (2015->), Golf

Plus 1.6 TDi (2009->), Golf Sportsvan 1.6 TDi (2014->), Golf VI 1.6 TDi (2009->), Golf VII 1.6 TDi (2013->), Golf VII 1.6 TDi 4-Motion (2013->), Jetta 1.6 TDi (2011->), Jetta 2.0 TDi (2014->), Multivan 2.0 TDi (2009-2015), Multivan 2.0 TDi 4-Motion (2009->), New Beetle 1.6 TDi (2011->), New Beetle 2.0 TDi (2014->), Passat 1.6 TDi (2009-2014), Polo 1.2 TDi Blue Motion (2010->), Polo 1.4 TDi (2014->), Polo 1.6 TDi (2009->), Touran 1.6 TDi (2010->), Transporter 2.0 TDi (2015->).

Bosch Equivalente / Replace


UF - 1.292/4 4 escovas / brushes Especificações / Features: **12V, 2,2Kw** Escova / Brush: 4,5 x 14 x 12,5 mm (L x A x C / W x H x L)



SAIBA MAIS **Equivalente / Replace: BOSCH:** 986025550, 1 004 337 013, 1 004 337 029, 1 004 337 042
Partida / Starter: 0 001 148 003, 0 001 148 004, 0 001 148 009, 0 001 148 010, 0 001 148 015, 0 001 148 016
Aplicação / Application: MOTORES START-STOP - CHEVROLET: Malibu 2.0 D, **OPEL:** Astra 2.0 CDTi, Astra 2.0 BiTurbo CDTi, Cascada 2.0 CDTi, Insignia 2.0 Biturbo CDTi, Insignia 2.0 Biturbo CDTi 4x4, Insignia 2.0 CDTi, Insignia 2.0 CDTi 4x4, Zafira 2.0 Biturbo CDTi, Zafira 2.0 CDTi, **VAUXHALL:** Astra 2.0 Biturbo Cdti, Astra 2.0 Cdti, Cascada 2.0 Cdti, Insignia Cdti Biturbo 2.0, Insignia 2.0 Biturbo Cdti 4x4, Insignia 2.0 Cdti, Insignia 2.0 Cdti 4x4, Zafira 2.0 Biturbo Cdti, Zafira 2.0 Biturbo Cdti, **BMW:** 318d, M3 4.0, X1 2.0

Bosch Equivalente / Replace

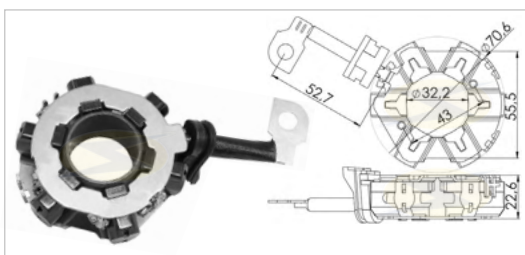
UF - 1.293/6 6 escovas / brushes Especificações / Features: **12V, 2,2Kw** Escova / Brush: 4,5 x 14 x 12,5 mm (L x A x C / W x H x L)



SAIBA MAIS **Equivalente / Replace: BOSCH:** 1 004 337 066, 1 004 337 016, 1 004 337 020, 1 004 337 021, 1 004 337 036, 1 004 337 044, 1 004 337 062, 1 004 337 152
Partida / Starter: 0 001 147 402, 0 001 147 403, 0 001 147 404, 0 001 147 405, 0 001 147 406, 0 001 147 407, 0 986 023 137, 0001152410, A2709060700
Aplicação / Application: MOTORES START-STOP - MERCEDES BENZ: Cl 500 4.7, Cl 63 5.5 Amg, Cls 500 4.7, Cls 500 4.7 4-Matic, Cls 63 5.5 Amg, E 500 4.7, E 550 4.7, E 63 5.5 Amg, S 500 4.7 Cgi, S 500 4.7 Cgi 4-Matic, S 63 5.5 Amg, SI 500 4.7, SI 63 5.5 Amg, Slk55 5.5 Amg, C-Class C 300, C-Class C 300 4-Matic, C-Class C 350, C-Class C 350 4-Matic, C-Class C 350 4-Matic, C-Class C 350 Cgi, Cls 350, Cls 350, Cls 400 4-Matic, E-Class E 300, E-Class E 300 4-Matic, E-Class E 350, E-Class E 350, E-Class E 400, E-Class E 400 4-Matic, Glk-Class 350 4-Matic, S-Class S 350 Cgi, S-Class S 350 Cgi 4-Matic, SI 350, SI 400, Slk 350, Classe A 180 / 200 / 250, Classe B 200, Classe CLA 200, Classe E 63 4Matic, Classe ML 63 4Matic

Bosch Equivalente / Replace

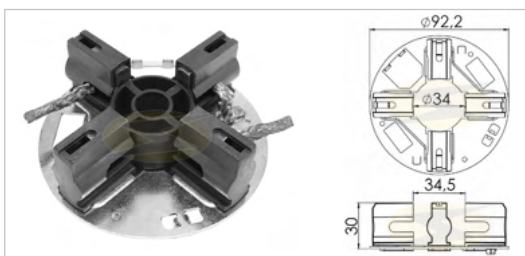
UF - 1.294/6 6 escovas / brushes Especificações / Features: **12V, 1,2Kw** Escova / Brush: 4,5 x 14 x 14 mm (L x A x C / W x H x L)



SAIBA MAIS **Equivalente / Replace: BOSCH:** 1 004 337 160
Partida / Starter: 0 001 138 055, 361002B302
Aplicação / Application: MOTORES START-STOP - KIA: Carens 1.6, Cee'd 1.4 / 1.6, Rio 1.4, Soul 1.6 GDi, Sportage 1.6 GDi, Soul 1.6, Rio 1.6, **ALFA ROMEO:** Giulietta 1.4, Giulietta 1.4 TB, Giulietta 1.6 JTDM, Mito 0.9, Mito 1.4, Mito 1.4 T, Mito 1.6 JTD, Mito 1.6 JTDM, **AUDI:** A4 3.2 TFSi, A5 3.2 TFSi, A6 2.8 TFSi, A6 3.0 TFSi, A7 3.0 TFSi, A8 3.0 TFSi, **FIAT:** 500 0.9, 500 1.2, 500 1.4, 500 C 0.9, 500 L 0.9, 500 L 0.9 CNG, 500 L 1.6 Multijet, 500 X 1.6 Multijet, Doblo 1.4, Doblo 1.4 Cargo, Doblo 1.6 Diesel Multijet, Idea 1.2 16V, Idea 1.4 16V, Panda 0.9, Panda 0.9 4x4, Panda 0.9 CNG, Punto 0.9 Bifuel, Punto 0.9 Twinair Turbo, Punto 1.4, Punto Evo 1.4, Punto Evo 1.4 16V, Punto Evo 1.6 Diesel Multijet, **JEEP:** Renegade 1.6 CRD, **LANCIA:** Delta 1.4 16V, Musa 1.6 Diesel Multijet, Ypsilon 0.9 Twinair, **MINI:** Cooper 1.6 D, Cooper 2.0 D, Cooper 2.0 D Clubman, Cooper 2.0 SD Clubman

Bosch Equivalente / Replace

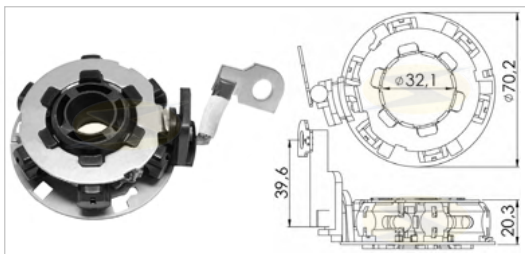
UF - 1.302/4 4 escovas / brushes Especificações / Features: **12V, 4,0Kw** Escova / Brush: 6,5 x 28 x 18 mm (L x A x C / W x H x L)



SAIBA MAIS **Equivalente / Replace: BOSCH:** 2 004 336 090, 2 004 336 094, 2 004 336 096, 2 004 336 097
Partida / Starter: 0 001 260 001, 0 001 260 002, 0 001 260 003, 0 001 260 004, 0 001 260 025, 0 001 260 026, 0 001 262 001, 0 001 262 002, 0 001 262 003, 0 001 262 004, 0 001 262 005, 0 001 262 006, 0 001 262 007, 0 001 262 008, 0 001 262 019, 0 001 262 020, 0 001 262 021, 0 001 262 022, 0 001 262 029, 0 001 262 030, 0 001 262 031, 0 001 262 032, 0 001 262 033, 0 001 262 034, 0 001 250 002, RE526375, RE527400, SE501868
Aplicação / Application: JOHN DEERE: 6130 4.5, 6230 4.5, 6330 4.5, 6430 4.5, 6530 6.8, 6630 6.8, 6830 6.8, 6930 6.8, 7430 6.8, 7530 6.8, 6090 MC 4.5, 6100 MC 4.5, 6105M 0.0, 6105M 4.5, 6105R 4.5, 6110 MC 4.5, 6115M 4.5, 6115R 4.5, 6125M 0.01, 6125M 4.5, 6125R 4.5, 6130, 6130M 4.5, 6130R 4.5, 6140M 4.5, 6140R 6.8, 6150M 6.8, 6150R 6.8, 6170M 6.8, 6170R 6.8, 6190R 6.8, 6210R 6.8, 6510 6.8, 6520 6.8, 6610 6.8, 6620 6.8, 6810 6.8, 6820 6.8, 6910 6.8, 6920 6.8, **CASE:** Trator JX85 / JX90 / JX95 / JXU95 / JXU105, **KOMATSU:** Retroescavadeira WD97S, **NEW HOLLAND:** Trator T6

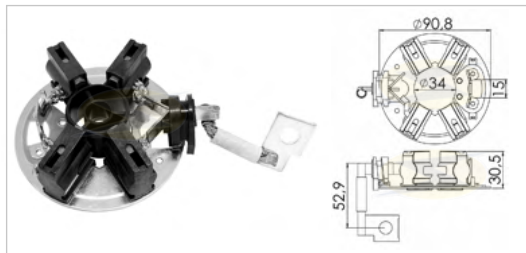
Bosch Equivalente / Replace

UF - 1.305/6 6 escovas / brushes Especificações / Features: **12V, 1,2Kw** Escova / Brush: 4,5 x 14 x 13 mm (L x A x C / W x H x L)




SAIBA MAIS **Equivalente / Replace:** _____
Partida / Starter: BOSCH: 0 001 170 423, 0 001 170 421, 0 001 177 401, 0 001 180 603, **MOPAR:** 52033809, 52014723
Aplicação / Application: FIAT: Argo 1.0, Mobi 1.0, Uno, Cronus, (Motores/Engines FIREFLY), **JEEP:** Renegade

Bosch Equivalente / Replace



UF - 1306/4 4 escovas / brushes

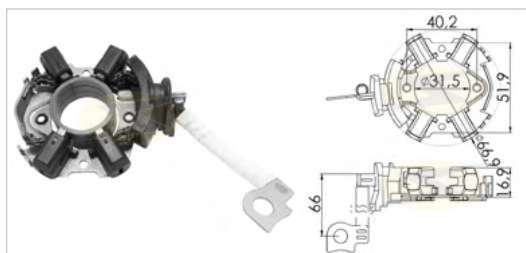
Especificações / Features: 12V, 4,0Kw Escova / Brush: 5,5 x 28 x 18 mm (L x A x C / W x H x L)

SAIBA MAIS  Equivalente / Replace: **BOSCH:** 6 033 AD3 267, 6 033 AD5 179

Partida / Starter: 0 001 230 030, 0 001 230 004, 0 001 230 007


Aplicação / Application: **IVECO:** Vertis 130V18 / 19, 90V16 / 18, **NEW HOLLAND:** Trator TL70 / TL80 / TL90 / TL100

Bosch Equivalente / Replace



UF - 1307/4 4 escovas / brushes

Especificações / Features: 12V, 1,4Kw - Tipo / Type: RF70-M15

SAIBA MAIS  Escova / Brush: 4,6 x 12 x 12,2 mm (L x A x C / W x H x L)

Equivalente / Replace: **BOSCH:** 1 004 337 027

Partida / Starter: 0 001 121 440, 0 001 121 439, 51865316

Aplicação / Application: **FIAT:** Doblo 1.8 MPi 16V Flex / Adventure Locker 1.8 MPi 16V Flex, Grand Siena 1.6 Flex / Dualogic, Idea 1.4 Flex / 1.6 16V Flex / 1.8 16V Flex / Adventure 1.8 16V Flex, Palio 1.6 16V Flex / Dualogic / 1.6 MPi 16V Flex / Adventure 1.8 16V Flex / Weekend 1.6 Flex, Punto 1.4 Flex / 1.6 16V Flex / 1.8 16V Flex, Siena 1.6 MPi 16V Flex, Strada 1.6 Flex / 1.8 MPi 16V Flex, Strada Adventure 1.8 Flex / Locker 1.8 MPi 16V Flex, Bravo, Linea

Bosch Equivalente / Replace



UF - 1310/4 4 escovas / brushes


Especificações / Features: 12V, 1,4Kw Escova / Brush: 4,5 x 16 x 12 mm (L x A x C / W x H x L)

SAIBA MAIS  Equivalente / Replace: **BOSCH:** 1 004 336 615

Partida / Starter: F 000 AL0 901, F 000 AL0 903, A9069060026


Aplicação / Application: **MERCEDES-BENZ:** Sprinter 311 CDI / 515 CDI / CDI 415

BOSCH Equivalente / Replace



UF - 1311/4 4 escovas / brushes

Especificações / Features: 12V, 3,2 Kw, Tipo / Type: HX87-M

SAIBA MAIS  Escova / Brush: 6,1 x 22 x 17,3 mm (L x A x C / W x H x L)

Equivalente / Replace: **BOSCH:** 0399d57009

Partida / Starter: 0 001 250 003, 0 001 250 004, 5801577138

Aplicação / Application: **IVECO, CASE, NEW HOLLAND:** Mini escavadeira/Mini excavator, Tratores/Tractors

Bosch Equivalente / Replace



UF - 1314/4 4 escovas / brushes

Especificações / Features: 12V, Escova / Brush: 4,2 x 11,95 x 11,5 mm (L x A x C / W x H x L)

SAIBA MAIS  Equivalente / Replace:


Partida / Starter: **BOSCH:** F 000 C60 303, F 000 C60 300, 0 001 192 091, 0 001 192 622, **FORD:** GN15-11000-AA

Aplicação / Application: **TOYOTA:** Corolla 2.0 (2015 ->), **FORD:** Ka 1.3 3cc (2017-2020), Ecosport (2018-2020), **CHEVROLET-GM:** Onix 1.0 Turbo (2019->), Tracker 1.0 Turbo (2019->)

Bosch Equivalente / Replace

UF-1.315/4 4 escovas / brushes

Especificações / Features: **12V** - Tipo / Type: **DM / DA** - Escova / Brush: 5 x 12 x 11,6 mm



(L x A x C / W x H x L)

Equivalente / Replace:

Partida / Starter: 9 000 081 010, F 000 AL0 401, F 000 AL0 402, F 000 AL0 306, F 000 AL0 313, F 000 AL0 414, 0 001 107 027, 0 001 107 028, 0 001 107 044, 0 001 107 059, 0 001 107 076, 0 001 107 082, 0 001 113 009, 9 000 081 003, F 000 AL0 003, F 000 AL0 301, F 000 AL0 302, F 000 AL0 304, F 000 AL0 309, F 000 AL0 310, F 000 AL0 314, F 000 AL0 400, 0 001 112 041

Aplicação / Application: **CHEVROLET-GM:** Corsa 1.6, Celta, **VOLKSWAGEN:** Gol II / III 1.0 MI / 16V / Turbo, Parati II / III / 1.0 MI / 16V / Turbo, Fusca 1300 / 1500 / 1600, Gol 1.3, Saveiro, Voyage, **GURGEL:** BR 800, Tocantins I / TR, **TRANSPORTER:** 1600 / Variant / II, **FORD:** Escort / Orion 1.6l 16V / Ka 1.3l / Escort 1.3 / Turnier / 1.4 / Cabrio / Express 55 / 75, **OPEL:** Calibra 2.0l Turbo, **CITROEN:** Berlingo 1.8l /

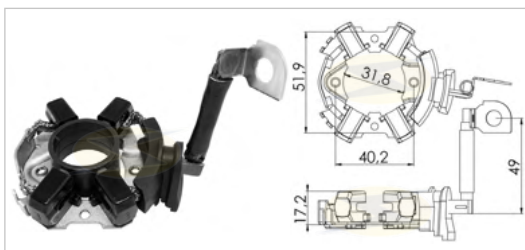
Evasion 2.0l Turbo / Xantia 1.6 / 1.8 / 2.0l / XM 2.0l / 16V Turbo / Xsara 1.8l / 16V / Break / Coupe / 2.0 / 16V / ZX / 1.8l, **FIAT:** Ducato 10 / 13 / 14 / 18 / Ulysse / Palio 1.0 8V / Uno Mille 1.0 SPI / Weekend 1.0 8v / Strada 1.0 8V / Doblo ex Fire 1.3l / Palio 1.0 / 1.3 MPI 16V / Weekend / Siena / Strada, **PEUGEOT:** 205 / 306 / 405 / 605 / Partner, **VOLVO:** S40 / V40, **MERCEDES-BENZ:** Classe A 160

Obs: Esta peça permite substituir o **UF-1.115/4** e também o **UF-1.116/4**. Esta peça unifica a aplicação de dois modelos, e há a garantia de qualidade de condutibilidade de corrente equiparado ao produto original. *This piece unifies the application of two models, UF-1.115/4 - UF-1.116/4 and there is the guarantee of energy transference quality equivalent to the OEM brush holder project*

Bosch Equivalente / Replace

UF-1.316/4 4 escovas / brushes

Especificações / Features: **12V, 1,1Kw** Escova / Brush: 4,5 x 12 x 11,2 mm (L x A x C / W x H x L)



Equivalente / Replace: **BOSCH:** 1 004 336 667

Partida / Starter: 0 001 107 477, 0 001 107 476, 8200792969C

Aplicação / Application: **RENAULT:** Duster 2.0 16V Hi-Flex / 4x4, Fluence 2.0 GT, Laguna I 2.0i 16V, Laguna III 2.0 TCE Grandtour, Mégane II 2.0 16V, Scénic 2.0i 16V, Scénic II 2.0 16V

Bosch Equivalente / Replace

UF-1.317/4 4 escovas / brushes

Especificações / Features: **12V** - Tipo / Type: **DW** - Escova / Brush: 5 x 12 x 11,6 mm



(L x A x C / W x H x L)

Equivalente / Replace:

Partida / Starter: 0 001 106 015, 0 001 107 003, 0 001 107 007, 0 001 108 094, 0 001 107 016, 0 001 107 019, 0 001 107 020, 0 001 107 021, 0 001 107 022, 0 001 107 039, 0 001 107 054, 0 001 107 063, 0 001 107 066, 0 001 107 068, 0 001 107 091, 0 001 121 008, 0 001 121 009, 0 001 121 016, 0 001 121 028, 9 001 081 001, 0 001 107 015, 9 000 081 004, 9 000 081 005, 9 000 081 006, 9 000 081 007, 9 000 081 008, F 000 AL0 104, F 000 AL0 502, F 000 AL0 102, F 000 AL0 507, F 000 AL0 106, F 000 AL0 100, 0 001 107 045, 9 000 081 001

Aplicação / Application: **FORD:** Escort, Mondeo, **CITROEN:** Picasso, Berlingo, Evasion, Xantia / XM, Xsara, **FIAT:** Ducato 10 / 13 / 14 / 18, Ulysse, Brava, Marea, Bravo, Doblo, Palio / Weekend (->96), Siena, Strada (->99), Tempra / Turbo, Uno Mille, Fiorino (->1995), **PEUGEOT:** 205,


306, 405, 605, 806, Partner, **VOLKSWAGEN:** Gol II 2.0 Mi 16V, Gol III 1.6 Mi / 1.8 Mi / 2.0 Mi, Parati II 2.0i 16V, Passat 1.6 / 1.8 / 1.8 Turbo / 2.0 / 2.0 4Motion, Beetle, Golf, Quantum, Santana, Saveiro, Voyage, Logus, Pointer, **SEAT:** Alambra, City Golf, Cordoba, Ibiza, **AUDI:** A3, TT, 100 1.6 / 1.6 Avant / 2.0 / 2.0 Avant quattro / 2.0 quattro, 200 1.8i Turbo (1997-1999), 80 1.6 / 1.6 Avant / 1.8 quattro / 2.0 / 2.0 Avant / 2.0 Avant quattro / 2.0 E / 2.0 E Avant / 2.0 quattro, A4 1.6 / 1.6 Avant / 1.8 / 1.8 Avant / 1.8 Avant quattro / 1.8 T / 1.8 T Avant / 1.8 T Avant quattro / 1.8 T quattro / 1.8 quattro, A6 1.8 / 1.8 Avant / 1.8 Avant quattro / 1.8 T / 1.8 T Avant / 1.8 T Avant quattro / 1.8 T quattro / 2.0 / 2.0 Avant / 2.0 Avant quattro / 2.0 quattro, Cabriolet 1.8 / 2.0, Coupe 2.0 (1991-1995), **OPEL:** Corsa, Astra 2.0i, Calibra 2.0 i Turbo / 16V, Omega 1.8 / 2.0, Vectra 2.0 i 16V / 2000 / 4x4, **NISSAN:** Sentra, **CHEVROLET:** Astr / Sedan, Blazer, Ipanema, Kadett, Omega, Suprema, S10 EFI / MPFI, Vectra 2.0 / GSI / 16V, Zafira 2.0 / 16V, **VOLVO:** S40 1.6 16V / 1.8 16V / 1.9 T4 / 2.0 T 16V (1995-2004), V40 1.6 16V / 1.8 16V / 2.0 16V / 2.0 T4, **SKODA:** Superb 1.8 T / 2.0 (2001-2008)

Obs: Esta peça permite substituir o **UF-1.117/4**, **UF-1.118/4** e também o **UF-1.119/4**. Esta peça unifica a aplicação de dois modelos, e há a garantia de qualidade de condutibilidade de corrente equiparado ao produto original. *This piece unifies the application of three models, UF-1.117/4, UF-1.118/4, UF-1.119/4 and there is the guarantee of energy transference quality equivalent to the OEM brush holder project.*

Bosch Equivalente / Replace

UF-1.329/6 6 escovas / brushes

Especificações / Features: **12V** Escova / Brush: 4,5 x 14 x 12,5 mm (L x A x C / W x H x L)



Equivalente / Replace: **BOSCH:** 1 004 337 153, 1 004 337 154, 1 004 337 165

Partida / Starter: 0 001 147 425, 0 001 147 424, 0 001 138 043, 0 001 138 044, 0 001 138 049, 0 001 138 050, 0 001 138 053, 0 001 138 054, 0 001 138 057, 0 001 1380 58, 0 001 138 059, 0 001 138 060, 0 001 138 061, 0 001 138 062, 0 001 138 056

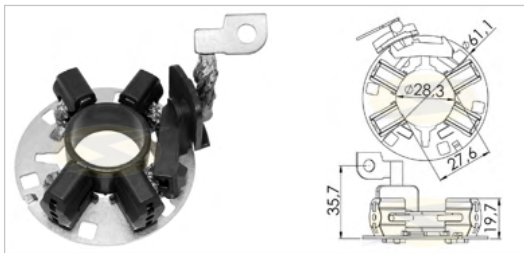
Aplicação / Application: **MOTORES START-STOP- BMW:** 116 1.6 i (2007-2011), 116 2.0 i (2009-2012), 118 2.0 i (2007-2012), 120 2.0 i (2007->), 125 2.0 i (2011->), 220 2.0 i (2013->), 228 2.0 i (2014->), 316 1.6 i (2007->), 318 2.0 i (2007->), 320 2.0 i (2007-2014), 320 2.0 i xDrive (2011->), 328 2.0 i (2011->), 328 2.0 i xDrive (2011->), 335 3.0 i (2011->), 335 3.0 i GT (2013->), 335 3.0 i GT xDrive (2013->), 335 3.0 i xDrive (2011->), 335 3.0 Xi (2011->), 420 2.0 i (2013->), 420 2.0 i xDrive (2013->), 428 2.0 i (2013->), 428 2.0 i xDrive (2013->), 435 3.0 i (2013->), 435 3.0 i xDrive (2013->), 520 2.0 i (2011->), 528 2.0 i (2011->), 528 2.0 i xDrive (2011->), 535 3.0 i (2009->), 535 3.0 i xDrive (2010->), 640

3.0 i (2010->), 640 3.0 i xDrive (2010->), 740 3.0 i (2012->), M 135 3.0 i (2011->), M 135 3.0 i xDrive (2012->), X1 1.6 sDrive 16i (2013->), X1 2.0 sDrive 20i (2011->), X1 2.0 xDrive 28i (2011->), X3 2.0 sDrive 20i (2014->), X3 2.0 xDrive 28i (2011->), X3 3.0 xDrive 35i (2010->), X4 3.0 xDrive 35i (2014->), X5 3.0 35i (2013->), X5 3.0 xDrive 35i (2013->), Z4 2.0 sDrive 18i (2013->), Z4 2.0 sDrive 20i (2011->), Z4 2.0 sDrive 28i (2011->), **HYUNDAI:** Creta 1.6, i20 1.4 (2008-2015), i30 1.4 (2011->), i30 1.6 (2012->), i30 1.6 GDi (2011->), i30 CW 1.4 2012->, i30 CW 1.6 (2012->), i30 CW 1.6 GDi (2012->), i40 1.6 GDi (2012->), i40 CW 1.6 GDi (2011->), ix20 1.4 (2010->), ix20 1.4 CVVT (2010->), ix20 1.6 (2010->), ix35 1.6 (2010->), Tucson 1.6 GDi (2015->), Veloster 1.6 GDi (2011->), **KIA:** Carens 1.6 (2013->), Cee'd 1.4 CVVT (2012->), Cee'd 1.6 GDi (2012->), Pro 1.4 CVVT (2013->), Pro 1.6 GDi (2013->), Rio 1.4 CVVT (2011->), Soul 1.6 GDi (2011->), Sportage 1.6 GDi (2011->), Venga 1.4 16V (2010->), Venga 1.4 LPG (2010->), Venga 1.6 16V (2010->)

Bosch Equivalente / Replace

UF - 1333/4 4 escovas / brushes

Especificações / Features: 12V Escova / Brush: 4,2 x 15 x 11 mm (L x A x C / W x H x L)



Equivalente / Replace: 1 004 339 020

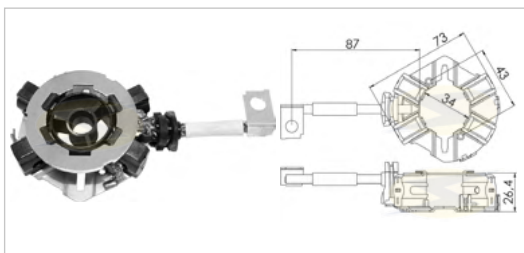
Partida / Starter: **BOSCH:** 0 001 194 001, 0 001 194 009, 0 001 194 010, 0 001 194 019, 0 001 194 020, 0 399 709 301, 0 399 709 302, **FIAT:** 52033810, 52032619, **TOYOTA:** 28140-0T350

Aplicação / Application: **FIAT:** Argo 1.0 Firefly (2017) ED, Mobi 1.0, Uno 1.0/1.3 Firefly (2016) ED, Palio, Strada, Siena, Furgão, Fiorino, Doblo, Punto, **TOYOTA:** Corolla 2.0, C-HR 2.0 (2016) ED

Bosch Equivalente / Replace

UF - 1343/4 4 escovas / brushes

Especificações / Features: 12V Escova / Brush: 5,5 x 18 x 14,5 mm (L x A x C / W x H x L)



Equivalente / Replace: **BOSCH:** 1 004 337 055


Partida / Starter: 0 001 139 021, 0 001 139 022, 0 001 139 037, 0 001 137 038

Aplicação / Application: **PORSCHE:** Cayenne 4.8 GTS (2012-2014), Cayenne 4.8 S (2010-2014), Cayenne 4.8 Turbo (2010-2014), Cayenne 4.8 Turbo S (2013-2014), Panamera 3.0 D (2011->), Panamera 3.0 S (2013->), Panamera 3.0 S Hybrid (2011->), Panamera 3.6 (2010->), Panamera 3.6 4 (2010->), Panamera 4.8 4S (2009->), Panamera 4.8 GTS (2012->), Panamera 4.8 S (2009->), Panamera 4.8 T (2009->), Panamera 4.8 T S (2011->), Macan (2014 - 2019) 95B 3.6 Turbo 3604 ccm / 294 KW / 400 PS, Macan (2014 - 2019) 95B_3.0 S 2997 ccm / 250 KW / 340 PS, Macan (2015 - 2019) 95B 3.0 GTS 2997 ccm / 265 KW / 360 PS, Macan (2016 - 2019) 95B 3.6 Turbo 3604 ccm / 324 KW / 440 PS

Bosch Equivalente / Replace

UF - 1345/4 4 escovas / brushes

Especificações / Features: 24V Escova / Brush: 9,3 x 32,5 x 25 mm (L x A x C / W x H x L)



Equivalente / Replace: **BOSCH:** 2 004 336 092, 2 004 336 125, 2 004 336 111, 6 033 AD0 384, 6 033 AD6 004, **VOLVO:** 874354

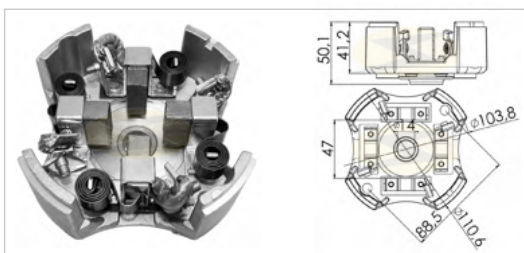
Partida / Starter: **BOSCH:** 0 001 330 003, 0 001 330 004, 0 001 330 007, 0 001 330 011, 0 001 330 012, 0 001 330 013, 0 001 330 014, 0 001 330 017, 0 001 330 018, 0 001 330 020, 0 001 330 502, 0 001 330 048, 0 001 330 050, 0 001 330 057, 0 001 330 060, 0 001 330 065, 0 001 330 066, 0 001 330 068, 0 001 330 070, 0 001 330 072, 0 001 330 510, 0 001 330 512, 0 001 33A F11, 0 001 33E 707, 0 001 33F 408, 0 001 33F 412, 0 001 33F 708, 0 001 33F 714, 0 001 34F 204, 0 001 34F 704.

Aplicação / Application: **VOLVO:** FH 16/540 16.2 (2003-2012), FH 16/550 16.2 (2003-2012), FH 16/580 16.2 (2006-2009), FH 16/610 16.2 (2003-2007), FH 16/660 16.2 (2006-2009), FH 16/540 16.1 (2007-2012), FH 16/550 16.1 (2003-2007), FH 16/580 16.1 (2006-2009), FH 16/600 16.1 (2006-2012), FH 16/610 16.1 (2003-2007), FH 16/660 16.1 (2006), FH 16/700 16.1 (2006-2012), FH 16/750 16.1 (2012), FH 550 16.1 (2005), FH 610 16.1 (2005), Engine 12.1 (1999), TAD1240GE (2010), **MERCEDES BENZ:** T1 2.4, **JOHN DEERE:** 1050 J, 950 J.

Bosch Equivalente / Replace

UF - 1347/4 4 escovas / brushes

Especificações / Features: 12V Escova / Brush: 10 x 25 x 23,5 mm (L x A x C / W x H x L)



Equivalente / Replace: **BOSCH:** 2 005 854 136, 2 005 854 084, 2 005 854 053, **CARGO:** 134092, **WAI:** 69-9102

Partida / Starter: **BOSCH:** 0 001 359 030, 0 001 359 045, 0 001 358 200, 0 001 358 201, 0 001 358 202, 0 001 359 001, 0 001 359 002, 0 001 359 003, 0 001 359 008, 0 001 359 010, 0 001 359 012, 0 001 359 013, 0 001 359 014, 0 001 359 016, 0 001 359 018, 0 001 359 019, 0 001 359 020, 0 001 359 023, 0 001 359 024, 0 001 359 025, 0 001 359 026, 0 001 359 027, 0 001 359 031, 0 001 359 032, 0 001 359 033, 0 001 359 034, 0 001 359 035, 0 001 359 037, 0 001 359 038, 0 001 359 041, 0 001 359 043, 0 001 359 044, 0 001 359 046, 0 001 359 049, 0 001 359 051, 0 001 359 053, 0 001 359 054, 0 001 359 055, 0 001 359 056, 0 001 359 057, 0 001 359 058, 0 001 359 059, 0 001 359 060, 0 001 359 061, 0 001 359 063, 0 001 359 064, 0 001 359 066, 0 001 359 067, 0 001 359 068, 0 001 359 069, 0 001 359 070, 0 001 359 071, 0 001 359 072, 0 001 359 073, 0 001 359 074, 0 001 359 075, 0 001 359 076, 0 001 359 077, 0 001 359 078, 0 001 359 081, 0

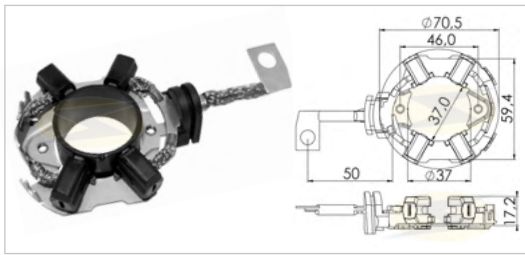
001 359 082, 0 001 359 083, 0 001 359 084, 0 001 359 085, 0 001 359 086, 0 001 359 087, 0 001 359 088, 0 001 359 089, 0 001 359 090, 0 001 359 091, 0 001 359 092, 0 001 359 093, 0 001 359 094, 0 001 359 095, 0 001 359 096, 0 001 359 097, 0 001 359 098, 0 001 359 099, 0 001 359 101, 0 001 359 102, 0 001 359 103, 0 001 359 104, 0 001 359 105, 0 001 359 106, 0 001 359 107, 0 001 359 108, 0 001 359 109, 0 001 359 110, 0 001 359 111, 0 001 359 112, 0 001 359 113, 0 001 359 114, 0 001 359 115, 0 001 359 116, 0 001 359 117, 0 001 359 118, 0 001 359 119, 0 001 359 120, 0 001 359 121, 0 001 359 122, 0 001 359 124, 0 001 359 126, 0 001 359 127, 0 001 359 128, 0 001 360 009, 0 001 360 013, 0 001 360 016, 0 001 360 023, 0 001 360 024, 9 000 143 100, 9 000 143 101, 9 000 143 103, 9 000 143 104, 9 000 143 105, 9 000 143 106, 9 000 143 107, 9 000 143 108, 9 000 143 109, 9 000 143 110, 9 000 143 111, 9 000 143 112, 9 000 143 113, 9 000 143 114, 9 000 143 115, 9 007 044 002, **FORD:** 715F-11000-MA, 755F-11000-BB, 795F-11000-CA, 835F-11000-AA, 835F-11000-BB, **JOHN DEERE:** AR70436, **MAN:** 50.26201-7078, A5.00055-9361, **MERCEDES:** 0011519401, 0021519401, 0031510501, 0031517301, 0031518701, 0041512201, **RENAULT:** 0025841042, 5000049124, 5000559361, 5001014187, 5010090371, **VOLVO:** 1542195, 1545417, 5001759

Aplicação / Application: **VOLVO, CASE, INTERNATIONAL, MASSEY FERGUSON, FORD, LAMBORGHINI, SAME, ZETOR, RENAULT, LANDINI, SAMPO ROSENLEW, URSUS, VALMET, ATLAS COPCO, DEUTZ-FAHR, IVECO, KHD, MARSHALL, MERCEDES BENZ, STEYR, JOHN DEERE, CATERPILLAR, CLAAS, HATZ, MERCURUISER, VM, FIAT, FENDT, RENAULT, BARBER GREENE, MATBRO, PERKINS, THWAITES, MACK, SCANIA, DAVID BROWN, HEDEN, HYMAC, HYDREMA, NEW HOLLAND, MWM, DENNIS, JCB, LEYLAND, TCM, HURLIMANN**

Bosch Equivalente / Replace

UF - 1.352/4 4 escovas / brushes

Especificações / Features: 12V Escova / Brush: 4,5 x 12 x 11,5 mm (L x A x C / W x H x L)



Equivalente / Replace:

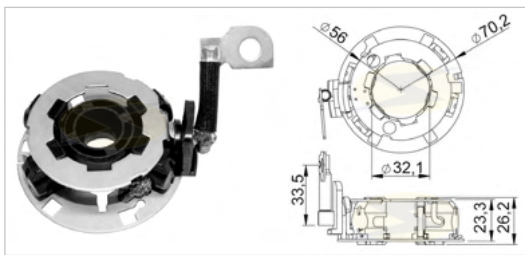
Partida / Starter: **BOSCH:** F 000 ALO 309, F 000 ALO 402

Aplicação / Application: **FIAT:** Fiorino 1.3 Furgão (2003-2006), Palio 1.0 (2000-2008), Palio 1.3 (2002-2003), Palio 1.4 (2005-2007), Palio Fire 1.0 (2002-2009), Palio Weekend 1.3 (2002-2005), Palio Weekend 1.4 (2005-2008), Siena 1.0 (2002-2009), Siena 1.3 (2004-2005), Siena 1.4 (2005-2007), Strada 1.2 (2003-2005), Strada 1.3 (2002-2005), Strada 1.4 (2005-2006), Uno 1.0 (2004-2008), Uno Furgoneta 1.3 (2004), Uno Mille Economy 1.0 (2009)

Bosch Equivalente / Replace

UF - 1.365/4 4 escovas / brushes

Especificações / Features: 12V Escova / Brush: 4,5 x 16,8 x 12,5 mm (L x A x C / W x H x L)



Equivalente / Replace:

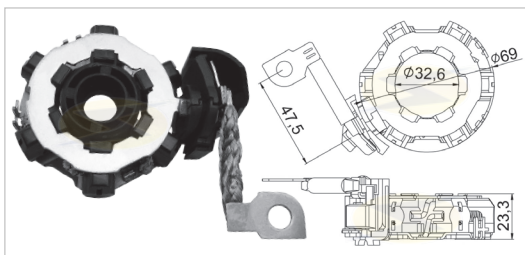
Partida / Starter: **BOSCH:** 0 001 174 011, **MOPAR:** 52 115 072 F109

Aplicação / Application: **FIAT:** Toro Diesel, **JEEP:** Renegade Diesel, Compass Diesel.

Bosch Equivalente / Replace

UF - 1.372/6 6 escovas / brushes

Especificações / Features: 12V Escova / Brush: 4,5 x 13,9 x 11,5 mm (L x A x C / W x H x L)



Equivalente / Replace:

BOSCH: 1 004 337 016, 1 004 337 020, 1 004 337 021, 1 004 337 036, 1 004 337 044, 1 004 337 062, 1 004 337 152

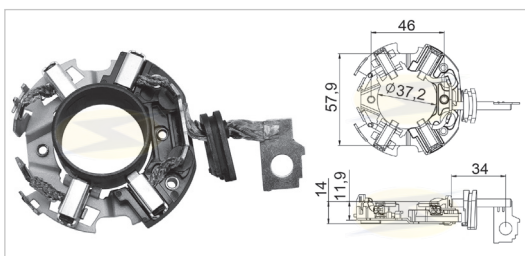
Partida / Starter: **BOSCH:** 0 001 147 402, 0 001 147 403, 0 001 147 404, 0 001 147 405, 0 001 147 406, 0 001 147 407, 0 001 147 408, 0 001 147 409, 0 001 138 015, 0 001 138 016, 0 001 153 510

Aplicação / Application: **MERCEDES-BENZ:** A 160 1.5 CDi (2013->), A 160 1.6 (2015->), A 180 1.5 CDi (2012->), A 180 1.8 CDi (2012->), A 200 1.6 (2015->), A 200 1.8 CDi (2012->), A 200 2.1 CDi (2014->), A 200 2.2 CDi (2014->), A 200 2.2 CDi 4-Matic (2014->), A 220 2.0 4-Matic (2015->), A 220 2.1 CDi (2012->), A 220 2.2 CDi (2015->), A 220 2.2 CDi 4-Matic (2012->), A 220 2.2 D (2015->), A 220 2.2 D 4-Matic (2015->), A 250 2.0 (2015->), A 250 2.0 4-Matic (2015->), A 250 2.0 Sport (2015->), A 250 2.0 Sport 4-Matic (2015->), A 45 2.0 AMG 4-Matic (2015->), B 160 1.5 CDi (2013->), B 180 1.5 CDi (2013->), B 180 1.6 (2015->), B 180 1.8 CDi (2011->), B 200 1.6 (2015->), B 200 1.8 CDi (2011->), B 200 2.0 (2015->), B 200 2.2 CDi (2014->), B 200 2.2 CDi 4-Matic (2014->), B 220 2.0 4-Matic (2015->), B 220 2.1 CDi (2011->), B 220 2.2 CDi (2014->), B 220 2.2 CDi 4-Matic (2014->), B 250 2.0 (2015->), B 250 2.0 4-Matic (2015->), B180 2.0 NGT (2012->), C 300 3.5 (2011-2014), C 300 3.5 4-Matic (2011-2014), C 350 3.5 (2011-2014), C 350 3.5 4-Matic (2011-2014), C 350 CGI 3.5 (2011-2014), C 63 4.0 AMG (2014->), C 63 S 4.0 AMG (2014->), CL 500 4.7 (2010->), CL 500 4.7 4-Matic (2010->), CL 63 5.5 AMG (2010->), CLA 180 1.5 CDi (2013->), CLA 180 1.6 (2015->), CLA 200 1.6 (2015->), CLA 200 1.8 CDi (2013->), CLA 200 2.2 CDi (2013->), CLA 200 2.2 CDi 4-Matic (2014->), CLA 220 2.0 4-Matic (2016->), CLA 220 2.1 CDi (2013->), CLA 220 2.2 CDi (2013->), CLA 220 2.2 CDi 4-Matic (2014->), CLA 250 2.0 (2015->), CLA 250 2.0 4-Matic (2015->), CLA 250 2.0 Sport (2015->), CLA 250 2.0 Sport 4-Matic (2015->), CLA 45 2.0 AMG 4-Matic (2013->), CLA 45 AMG 4-Matic (2015->), CLS 350 3.5 (2011-2014), CLS 500 4.7 (2011->), CLS 500 4.7 4-Matic (2011->), CLS 63 5.5 AMG (2011->), E 300 3.5 (2011-2016), E 300 3.5 4-Matic (2011-2016), E 350 3.5 (2011-2014), E 350 3.5 4-Matic (2011-2016), E 400 3.0 (2013-2016), E 500 4.7 (2011->), E 500 4.7 4-Matic (2011->), E 550 4.7 (2011->), E 63 5.5 AMG (2011->), G 63 5.5 AMG (2012->), GL 500 4.7 4-Matic (2012->), GL 63 5.5 AMG 4-Matic (2012->), GLA 180 1.5 CDi (2014->), GLA 180 1.6 (2015->), GLA 200 1.6 (2015->), GLA 200 2.1 CDi (2013->), GLA 200 2.1 CDi 4-Matic (2013->), GLA 200 2.2 CDi (2013->), GLA 200 2.2 CDi 4-Matic (2013->), GLA 220 2.1 CDi (2013->), GLA 220 2.1 CDi 4-Matic (2013->), GLA 220 2.2 CDi (2013->), GLA 220 2.2 CDi 4-Matic (2013->), GLA 220 2.2 D (2015->), GLA 220 2.2 D 4-Matic (2015->), GLA 250 2.0 (2015->), GLA 250 2.0 4-Matic (2015->), GLA 45 AMG 4-Matic (2014->), GLE 500 4.7 4-Matic (2015->), GLE 63 5.5 4-Matic (2015->), GLK 350 3.5 4-Matic (2008-2015), GLS 500 4.7 4-Matic (2015->), ML 400 3.0 4-Matic (2013->), ML 500 4.7 4-Matic (2012->), ML 63 5.5 AMG 4-Matic (2011->), S 350 CGI 3.5 (2011-2013), S 350 CGI 3.5 4-Matic (2011-2013), S 500 4.7 Cgi (2011->), S 500 4.7 Cgi 4-Matic (2011->), S 63 5.5 AMG (2011->), SL 350 3.5 (2012->), SL 500 4.7 (2012->), SL 63 5.5 AMG (2012->), SLK 350 3.5 (2011->), SLK 55 5.5 AMG (2012->), SLK 200 1.8 (2011->), SLK 250 1.8 (2011->), C 180 1.8 CGI (2007->), C 200 1.8 CGI (2011->), C 200 2.0 CGI (2007->), C 250 1.8 CGI (2009->), E 200 1.8 CGI (2009-2010), E 200 1.8 NGT (2011->), E 250 1.8 CGI (2009->).

Bosch Equivalente / Replace

UF - 1.375/4 4 escovas / brushes

Especificações / Features: 12V Escova / Brush: 4,8 x 8,36 x 11,7 mm (L x A x C / W x H x L)

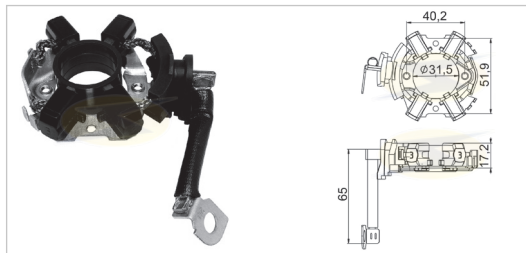


Equivalente / Replace: 1 004 336 838

Partida / Starter: **BOSCH:** 0 001 116 001, 0 001 116 003, 0 001 116 005, 0 001 116 006, 0 001 116 008, 0 001 116 009

Aplicação / Application: **FIAT:** Brava 1.2 16V (1998-2000), Cinquecento 1.1 Sporting (1994-1998), Marea 1.2 16V (1998->), Punto (1993-1999), Punto 1.2 Natural Power (2003->), Seicento 1.1 (1998->), Siena 1.2 (1998->), **PEUGEOT:** 106 (1996-2004), 206 (1998->), 206 CC 1.6 16V (2000->), 206 SW (2002->), 306 (1993-2002), 307 (2000->), 307 SW 1.6 16V (2002-2008), Partner 1.1 (1996-2005), Partner Combispace (1996-2015), **RENAULT:** Clio 1.2 (1996->), Clio 1.2 16V (2001-2007), Clio 1.4 16V (2005->), Clio Grandtour 1.2 16V (2008->), Grand Modus 1.2 (2004-2005), Grand Modus 1.5 dCi (2004->), Kangoo (1997->), Modus 1.2 (2004-2005), Modus 1.5 dCi (2004->), Thalia 1.2 16V (2002->), Twingo (1996-2007), **CITROEN:** Berlingo (1996-2011), C2 1.1 (2003->), C2 1.4 (2003->), C2 1.4 16V (2006->), C2 1.6 (2003->), C3 1.1 i (2002->), C3 1.4 16V (2003->), C3 1.4 i (2002->), C3 1.4 i Bivalent (2002->), C3 1.6 16V (2002->), C3 Pluriel 1.4 (2003->), Saxo 1.0 X (1996-2003), Saxo 1.1 SX (1996-2003), Saxo 1.1 X (1996-2003), Saxo 1.4 VTS (1996-2003), Saxo 1.6 VTL (1996-2003), Saxo 1.6 VTR (1996-2003), Saxo 1.6 VTS (1996-2003), Xsara 1.4 i (1997-2005), Xsara 1.6 16V (2000-2005), Xsara 1.6 i (1997-2005), Xsara Picasso 1.6 (1999->), **NISSAN:** Almera 1.5 (2000-2006), Almera 1.8 (2000-2006), Almera Tino 1.8 (2000-2006), Almera Tino 2.0 (2000-2003), Micra 1.0 i 16V (1992-2003), Micra 1.4 i 16V (2000-2003), Primera 1.6 (2002-2008), Primera 1.6 16V (1996-2002), Primera 1.8 (2002-2008), Primera 1.8 16V (1999-2002), **LANCIA:** Y 1.1 (1995-2000), Y 1.2 (1996-2003), Y 1.2 16V (1997-2000), Y10 1.1 Avenue (1995-1995), Y10 1.1 Avenue 4WD (1995-1995), Y10 1.1 i.e. Fire (1992->), Y10 1.1 i.e. Fire 4WD (1992-1995).

Bosch Equivalente / Replace



UF - 1378/4 4 escovas / brushes

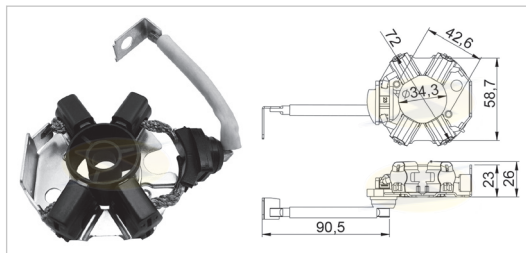
Especificações / Features: 12V Escova / Brush: 4,6 x 12 x 12,2 mm (L x A x C / W x H x L)

SAIBA MAIS  **Equivalente / Replace:**

Partida / Starter: BOSCH: 0 001 107 450, 0 001 107 451, 0 001 107 508, 0 001 107 509, 0 001 107 534

Aplicação / Application: AUDI: A4 1.8 FSi (2007-2011), A4 2.0 TFSi (2008-2013), A5 1.8 TFSi (2007-2015), A5 1.8 TFSi Sportback (2009-2015), A5 2.0 TFSi (2008-2015), A5 2.0 TFSi Sportback (2009-2015), A6 2.0 TFSi (2011-2013), A6 2.0 TFSi Quattro (2012-2013), Q5 2.0 TFSi (2008-2009), Q5 2.0 TFSi Quattro (2012-2015), PORSCHE: Macan 2.0 (2014->)

Bosch Equivalente / Replace



UF - 1380/4 4 escovas / brushes

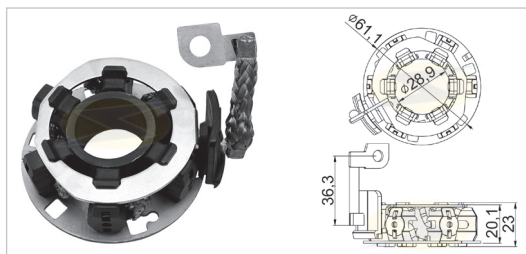
Especificações / Features: 12V Escova / Brush: 6 x 18 x 15,5 mm (L x A x C / W x H x L)

SAIBA MAIS  **Equivalente / Replace:**

Partida / Starter: BOSCH: F002G70300, JOHNDEERE: RE557904, RF78M45

Aplicação / Application: JOHNDEERE, FORD, VOLKSWAGEN, MERCEDES-BENZ, AUDI, BMW

Bosch Equivalente / Replace



UF - 1381/6 6 escovas / brushes


Especificações / Features: 12V Escova / Brush: 4,4 x 10,9 x 13,6 mm (L x A x C / W x H x L)

SAIBA MAIS  **Equivalente / Replace:**

Partida / Starter: BOSCH: 0 001 194 627, MOPAR: 52208848

Aplicação / Application: FIAT: Fastback (2022-2023), Pulse (2021-2023), Toro (2022-2023), JEEP: Compass (2021-2023), Renegade (2022-2023), Commander (2021-2023)

Bosch Equivalente / Replace



UF - 1382/4 4 escovas / brushes

Especificações / Features: 24V Escova / Brush: 8,9 x 23 x 32 mm (L x A x C / W x H x L)

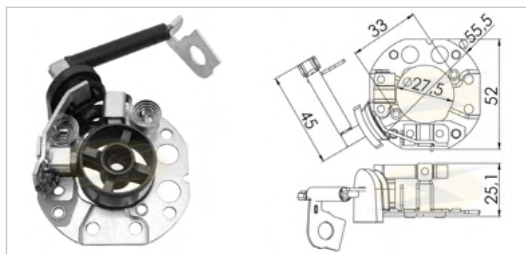
SAIBA MAIS  **Equivalente / Replace:**

2 004 336 093, 2 004 336 110, 2 004 336 113, 2 004 336 114, 2 004 336 117

Partida / Starter: BOSCH: 0 001 330 016, 0 001 330 501, 0 001 33E 101, 0 001 33F 102, 0 001 340 501, 0 001 340 502, 0 001 340 503, 0 001 340 504, 0 001 340 505, 0 001 34B B01, 0 001 34B H01

Aplicação / Application: VOLVO: FH 12/340 12.1 (1993-1995), FH 12/380 12.1 (1993-2006), FH 12/420 12.1 (1993-2006), FH 12/460 12.1 (1998-2006), FH 12/500 12.1 (2001->), FL 12/380 12.1 (1995-1998), FL 12/420 12.1 (1995-1998), FM 12/340 12.1 (2000-2003), FM 12/420 12.1 (2000-2003), FM 12/460 12.1 (1998-2005), NH 12/380 12.1 (1999->), NH 12/420 12.1 (1999->)

Comstar Equivalente / Replace



UF - 1324/2 2 escovas / brushes

Especificações / Features: 12V Escova / Brush: 5 x 13 x 11 mm (L x A x C / W x H x L)

SAIBA MAIS  **Equivalente / Replace:**

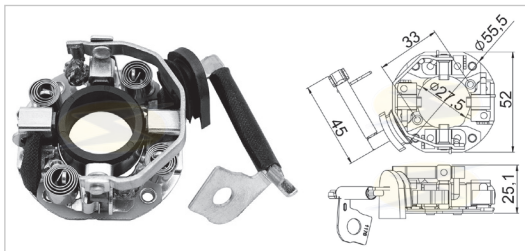
Partida / Starter: 233004485R, 233006904R

Aplicação / Application: RENAULT: Duster, Logan, Sandero, Kwid

Comstar Equivalente / Replace

UF - 1.377/4 4 escovas / brushes

Especificações / Features: **12V** Escova / Brush: 5 x 13 x 11 mm (L x A x C / W x H x L)



Equivalente / Replace:

Partida / Starter: **COMSTAR:** 233004485R, 233006904R

Aplicação / Application: **RENAULT:** Duster, Logan, Sandero, Kwid

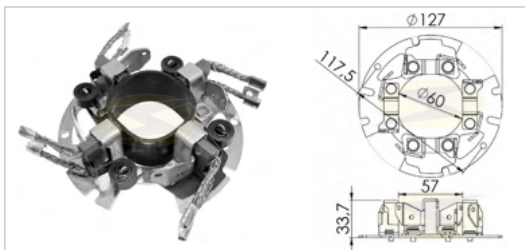
Delco Equivalente / Replace

UF - 1.120

Especificações / Features: **12V, Tipo / Type: 37/41 MT**

UF - 1.120/4 4 escovas / brushes

Escova / Brush: 9,6 x 28,6 x 26,6 mm (L x A x C / W x H x L)



Equivalente / Replace: **DELCO:** 10468705, 10470140, 10453807

Partida / Starter: 1993874, 1993931, 1993963, 1993964, 1993850, 1993853, 1993854, 1993855, 1993869, 1993870, 1993871, 1993873, 1993878, 1993879, 1993880, 1993881, 1993884, 1993886, 1993887, 1993891, 1993894, 1993928, 1993950, 1993957, 1993958, 1993979, 1993988, 1993994, 8300040, 10461001, 10461003, 10461004, 10461006, 10461008, 10461009, 10461010, 10461013, 10461039, 10461044, 10461066, 10461069, 10461084, 10461089, 10461108, 10461109, 10461200, 10461205, 10461225, 10461240, 10461273, 10461279, 10461280, 10461282, 10461303, 10461316, 10461394, 10461416, 10461440, 10461456, 10461496, 10461514, 10478818, 10478831, 10478926, 10478928, 10478957, 10479015, 10479034, 10479054, 10479071, 10479098, 10479102, 10479106, 10479107,

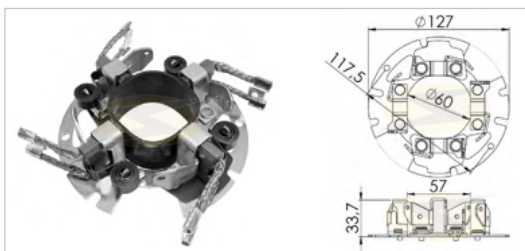
10479109, 10479121, 10479135, 10479166, 10479176, 10479206, 10479207, 10479226, 10479230, 10479242, 10479249, 10479250, 10479283, 10479300

Aplicação / Application: **CHEVROLET-GM:** Caminhões C/ Motor Caterpillar 3116 / 3126, **CUMMINS:** Veículos C/ Motor Cummins Série C, **FORD:** Veículos C/ Motor Cummins Série C, Cargo 1622 / 1630 / 2422 / 2425 / 2622 / 2626 / 2630 / 2631 / 3222 / 4030, **VOLKSWAGEN:** 17220, 17310, 23210, 23310, 24220, 26220, 26310, Veículos C/ Motor Cummins Série C, **CATERPILLAR:** Colheitadeira MT875, Motor 3114 / 3116 / 3176, GMC: 12170 / 14190 / 15190 / 16220, **MASSEY FERGUSON:** Trator MF2360, **MERCEDES BENZ:** 1625 L, 1825 LG, 2325 L, 2325 LB, 2325 LK

Delco Equivalente / Replace

UF - 1.121/4 4 escovas / brushes

Especificações / Features: **24V, Tipo / Type: 37 MT** - Escova / Brush: 9,6 x 28,6 x 26,6 mm



(L x A x C / W x H x L)

Equivalente / Replace: **DELCO:** 10469238, 10500113

Partida / Starter: 10479196, 1993910, 10478961, 10479292, 10479310, 1993911, 1993914, 1993995, 10461016, 10461201, 10461202, 10461239, 10461257, 10461296, 10461417, 10461457, 10461458, 10461525, 10478815, 10479013, 10479172, 10479302

Aplicação / Application: **CUMMINS:** Veículos C/ Motor Cummins Série C, **FORD:** Veículos C/ Motor Cummins Série C, **MERCEDES BENZ:** 1938 LS / S, 1944 L, O371, O400, O500 R / RSD / RSE, OH1636 L, 16311 / 16321 / 16321s / 16341s / 19381s / 1939s / 19441 / 2638 / 26381k / 26381s / Of1722 / Oh1628 / Br 400 / Br 450, Ônibus O-400, Caminhões 1938 / 2638, Veículos C/ Motor Cummins Série C, **VOLKSWAGEN:** 18310 Titan Tractor, Veículos C/ Motor Série C, **CASE:** Escavadeira 350 / 350C / 880 / 880C, Pá carregadeira 825 Skid King / W8 / W9 / W9B / W10 / W11 / W11B / W11C

/ W14H / W19, Pulverizador (gafanhoto) 1250, Retroescavadeira 680 / 680G / 780 / 780B, Trator 800 / 1200, Trator de esteiras 475 / 600 / 750 / 850 / 1000D, **CATERPILLAR:** Motoniveladora 12K / 120K / 140K / 160K, Motor 3304 / 3306

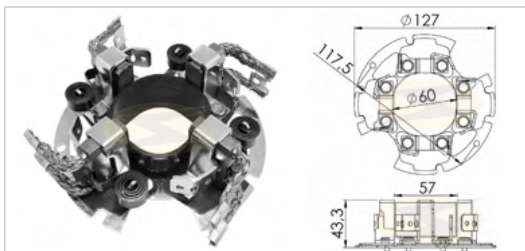
Delco Equivalente / Replace

UF - 1.122

Especificações / Features: **12V, Tipo / Type: 42 MT** - Escova / Brush: 10,6 x 36,6 x 25 mm

UF - 1.122/4 4 escovas / brushes

(L x A x C / W x H x L)



Equivalente / Replace: **DELCO:** 1988121

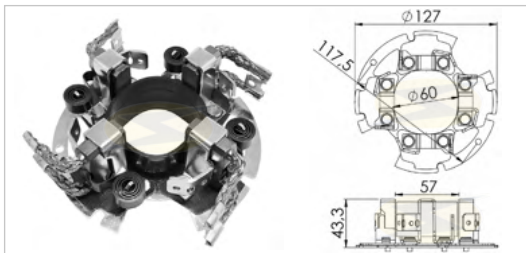
Partida / Starter: 10479117, 1990420, 1993961, 1990337, 1990348, 1990352, 1990355, 1990372, 1990376, 1990379, 1990385, 1990387, 1990393, 1990394, 1990405, 1990406, 1990428, 1990430, 1990483, 1990484, 1990486, 1990489, 1990490, 1993772, 1993775, 1993795, 1993848, 1993938, 1993975, 1993990, 8200015, 8200253, 8300079, 10461063, 10461166, 10461172, 10461266, 10461323, 10461324, 10461331, 10461511, 10461585, 10478809, 10478810, 10478832, 10478935, 10478962, 10478971, 10478984, 10478987, 10478992, 10479019, 10479021, 10479027, 10479030, 10479041, 10479052, 10479080, 10479104, 10479113, 10479131, 10479158, 10479159, 10479160, 10479183, 10479191, 10479251, 10479260, 10479282, 10479295

Aplicação / Application: **CATERPILLAR:** Escavadeira AH40 / AH46 / AH52 / AH60 / AM36 / AM40 / V160 / V160B / V180 / V180B / V200 / V200B / V225 / V250 / V250B / V300 / V300B / V330B / 320D, Motor 1140 V8 / 1145 V8 / 1150 V8 / 1160 V8 / 1670 / 1673 / 1674 / 1676 / 3208 / 3304 / 3306 / 3406 / 3408 / 3412, **CHALLENGER:** Trator de esteiras 65 / 70, **CLARK:** Empilhadeira C400 / C450 / C500 / C550 / C650, Motoniveladora 301 / 501, Pá carregadeira 45C / 55B / 5511A / 55C / 75B / 75C / 7511 / 751V / 85A / 85C11A / 8511 / 101 / 125 / 12511 / 125A / 125B / 17511 / 275, **CUMMINS:** Motor 855 V8.3L / V9.1L, Motor L10 V8.3L / V9.1L, Motor L14 V8.3L / V9.1L, Motores Cummins, **DYNAPAC:** Máquinas diversas (c/ motores Cummins 8.3L), **HYSTER:** Empilhadeira H150 / H150E / H165 / H165E / H180 / H180E / H200 / H200E / H200ES / H225 / H225E / H250A / H250E / H300 / H360A / H360AD / H400A / H400AD / H460AD / H700 / H800A / M500 / M600 / P125A / P150A / P165A / P180A, **JOHN DEERE:** Colheitadeira CHT2500B / CHW2500B (c/ motor Scania), **MASSEY FERGUSON:** Colheitadeira MF34 / MF38, **TEREX:** Empilhadeira 81SH / 82SH / 83SH / 84SH, Raspador (scraper) S11E / TS14 / TS14B / TTS14, **INTERNATIONAL / NAVISTAR:** Navistar 9000 - Caminhões 9200, Caminhões 9200 - 4x2, 9200 - 6x4,

Delco Equivalente / Replace

UF - 1.123/4 4 escovas / brushes

Especificações / Features: **24V, Tipo / Type:** **42 MT** - Escova / Brush: 10,6 x 36,6 x 25 mm



(L x A x C / W x H x L)

Equivalente / Replace: **DELCO:** 1988439

Partida / Starter: 10479114, 10479118, 1990378, 10478941, 1990357, 1990359, 1990360, 1990364, 1990366, 1990367, 1990368, 1990371, 1990402, 1990411, 1990413, 1990415, 1990416, 1990422, 1990432, 1990434, 1990435, 1990436, 1990447, 1990453, 1990454, 1990455, 1990456, 1990459, 1990462, 1990463, 1990464, 1990493, 1993784, 1993786, 1993796, 1993801, 1993802, 1993804, 1993805, 1993808, 1993810, 1993812, 1993814, 1993822, 1993833, 1993835, 1993924, 1993933, 1993941, 1993944, 1993945, 1993980, 1993998, 8200396, 8200529, 8200957, 10461024, 10461025, 10461027, 10461029, 10461030, 10461035, 10461043, 10461054, 10461068, 10461101, 10461103, 10461134, 10461142, 10461148, 10461184, 10461187, 10461217, 10461222, 10461259, 10461350, 10461351, 10461357, 10461359, 10461360,

10461365, 10461397, 10461410, 10461413, 10461418, 10461488, 10478837, 10478892, 10478893, 10478937, 10478938, 10478939, 10478940, 10478942, 10478943, 10478945, 10478946, 10478947, 10478948, 10478952, 10478959, 10478980, 10478981, 10478986, 10478988, 10478989, 10478990, 10478998, 10479008, 10479009, 10479010, 10479011, 10479012, 10479097, 10479100, 10479103, 10479115, 10479119, 10479120, 10479136, 10479149, 10479164, 10479168, 10479171, 10479178, 10479182, 10479211, 10479212, 10479220, 10479223, 10479224, 10479225, 10479252, 10479261, 10479273, 10479276, 10479280, 10479286, 10479288, 10479290, 10479291, 10479303, 10479308

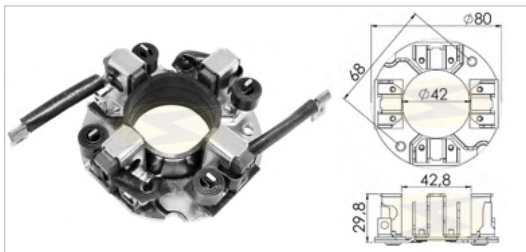
Aplicação / Application: **CASE:** Trator 180, **CATERPILLAR:** Caminhão de mineração (fora de estrada) 776 / 776B / 777 / 777B, Compactador de aterro 826C / 825C, Escavadeira 215 / 215B / 215C / 219 / 225 / 225B / 227 / 229 / 235 / 235B / 235C / 245 / 245D, Motoniveladora 12F / 12G / 14E / 14G / 16G / 112F / 120 / 120G / 120M / 130G / 140 / 140G / 180M, Pá carregadeira 910 / 916 / 920 / 926 / 926E / 930 / 936 / 936E / 941 / 950 / 950B / 950E / 966 / 966C / 966D / 966E / 980 / 980B / 980C / 980F, Raspador (scraper) 615 / 615C / 621 / 621B / 621E / 623B / 623E / 627 / 627B / 627E / 637D / 637E, Removedora de árvores FB227, Skidder florestal 508 / 518 / 528, Trator 814 / 814C / 815 / 815B / 816 / 816B / 824 / 824C, Trator de esteiras 951C / 955K / 955L / 963 / 963B / 973 / 977K / 977L / 983B, Motor 1670 / 1673 / 3304 / 3306 / 3406 / 3408 / 3412 / 3508 / 3512 / 3516, Motor marítimo 3208,

CLARK: Empilhadeira 110 / 110III / 110III-H / 180III / 210I / 210III / 210III-H / 280 / 280III / 280III-A, **CUMMINS:** Motores Cummins / Cummins Motors, Motor L10 / L14 6 cil. 8.3L, **FIAT ALLIS:** Pá carregadeira FW160 / FW170 / FW200, **TEREX:** Caminhão de mineração (fora de estrada) 33-05, Empilhadeira 78SH, Pá carregadeira 72-21 / 72-21AA / 72-31 / 72-31AA / 72-31B / 72-31F / 72-31M / 72-41 / 72-41AA / 72-51 / 72-51BA / 72-61 / 72-61AA / 72-71, Trator de esteiras 82-20 / 82-30 / 82-30B / 82-30FA / 82-30FAM / 82-30FAT / 82-30G / 82-30GA / 82-40 / 82-40CA / 82-40FAT / 82-80 / 82-80DA, Raspador (scraper) S23E / TS14 / TS18 / TS24 / TS24A / TS32

Delco Equivalente / Replace

UF - 1.133
UF - 1.133/4 4 escovas / brushes

Especificações / Features: **12V, Tipo / Type:** **28 MT** - Escova / Brush: 8 x 25 x 19,5 mm



(L x A x C / W x H x L)

Equivalente / Replace: **DELCO:** 10456456, 10457603

Partida / Starter: 10479621, 1113276, 10479630, 10479634, 10479637, 10479643, 10479644, 10479645, 10479648, 10479651


Aplicação / Application: **CASE:** Retroescavadeira 580 L / 580 L SE, **CUMMINS:** Motor 4B 3.9L / 4BT 3.9L / 6B 5.9L / 6BT 5.9L / 6BTA 5.9L, **FIAT**

ALLIS: Pá carregadeira FR12, **FORD:** F12000, F14000, **JOHN DEERE:** Trator 627 / 727 / 1420 / 2140 / 2330 / 2330 / 2420 / 2420 / 2530 / 2530 / 2730 / 2730 / 2850 / 3140 / 3350 / 3420 / 3530 / 3540 / 3550 / 4420 / 4530 / 5010 / 5600 / 5700 / 6300 / 6600, **MERCEDES BENZ:** 710, 712 E, 1418 R, 1620 L, 1720, 1720 K, 0712, 0812, 0814, Sprinter 180 / 7T - 709 / 9T - 912, **MULLER:** Rolo compactador DTV140, Trator TM14, **ASIA MOTORS:** Besta

Delco Equivalente / Replace

UF - 1.134/4 4 escovas / brushes

Especificações / Features: **24V, Tipo / Type:** **28 MT** - Escova / Brush: 8 x 25 x 19,5 mm



(L x A x C / W x H x L)

Equivalente / Replace: **DELCO:** 10483823, 10456456, 10457627, 10457653

Partida / Starter: **DELCO:** 1113277, 10479626, 1113291, 10479605, 10479623, 10479629, 10479650, 10479652, 10479654, 10479655,

MERCEDES BENZ: A0051512201, A0051517601

Aplicação / Application: **ASIA MOTORS:** Besta, **CUMMINS:** Motores Cummins, **CASE:** Máquinas diversas, **FIAT ALLIS:** Motoniveladora FG140.2,


KOMATSU: Escavadeira PC200, **MERCEDES BENZ:** 714 C, 715, 915 C, 1218 EL, 1218 L, 1318 L, 1418 EL, 1418 L, 1419, 1620 L, 1718, 1719, 1726, 1726 4x4, 1729 S, 2423 B, 2423 K, 2426 6x2, 2428, 2429 6x2, Accelo 815 / 1016, Atego 1315 / 1418 / 1518 / 1718 / 1725 / 2425, Atron 1319 / 2324 / 2729 B (Betoneira) / 2729 K (Basculante) / 2729 P 6x4 (Plataforma), Axor 1933 / 2533 / 2826 / 2828 / 2831 / 2831 B (Betoneira) / 2831 K (Basculante) / 2831 P

(Plataforma), O500 M / U / R, OF1417, OF1418, OF1518, OF1519, OF1720A, OF1721, OF1722, OF1724, OH1420, OHL1621, OHL1623, Caminhões E Ônibus 712 / 912 / 914 / 1215 / 1417 / 1625 / 1628 / 1632 / 1721 / 1725 / 2423 C / Motor Br900

Delco Equivalente / Replace

UF - 1.148/4 4 escovas / brushes

Especificações / Features: **12V, Tipo / Type:** **PG260MQ/PMGR** - Escova / Brush: 6 x 19 x 16mm



(L x A x C / W x H x L)

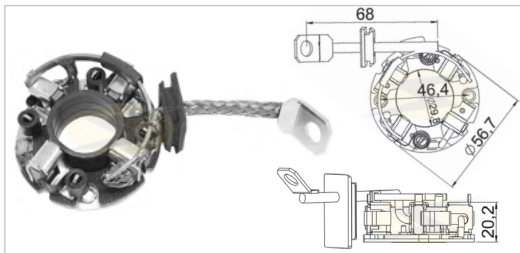
Equivalente / Replace: **DELCO:** 10475602, 10517108, **FIAT:** 77364762, **HYUNDAI:** 361592F000

Partida / Starter: **DELCO:** 8000 285, 9000 786, 9000 798, 9000 804, 9000 805, 9000 806, 9000 812, 9000 819, 9000 820, 9000 821, 9000 822, 9000 827, 9000 834, 9000 835, 9000 844, 9000 850, 9000 851, 9000 853, 9000 860, 9000 861, 9000 862, 9000 863, 9000 864, 9000 866, 9000 867, 9000 899, 9000 900, 8000017, 8000032, 8000534, 9000936, 9000952, 8000290, **KIA:** 36100-3A030 **CHEVROLET-GM:** 96843574, **HYUNDAI:** 361004A150

Aplicação / Application: **CHEVROLET-GM:** Blazer 4.3 V6, Captiva 2.0 VCDi, Cruze 2.0 CDi, Corvette 2.8, Malibu 2.4, Monte Carlo 3.4, S10 4.3 V6, Silverado, Blazer / S10 - Com Motor / With Motor Vortec V6 4.3l, **CASE:** Mini Trator / Tractor, **HYUNDAI:** HR, **CITROEN:** Jumper 2.8

Hdi, **FIAT:** Ducato 2.3 JTD / 3.0 JTD, **OPEL:** Astra 2.2 16V, Signum 2.0 Turbo, Speedster 2.2i 16V, Vectra 2.2, Zafira 2.2, **PEUGEOT:** Boxer 2.8 HDi, **PONTIAC:** Grand Am 2.4, Sunfire 2.4, **SAAB:** 9-3 2.0, **KIA:** Borrego 3.0 CRDi (2010->), Mohave 3.0 CRDi (2010->)

Delco Equivalente / Replace



UF - 1.149/4 4 escovas / brushes

Especificações / Features: 12V, Tipo / Type: PG260B / C / D - Escova / Brush: 5 x 15 x 13 mm



(L x A x C / W x H x L)


Equivalente / Replace: 10452368, 10504488, 10501995, 10535653, 10504328, 10521329

Partida / Starter: DELCO: 8000300, DR96235, 96235, PG260B, 9000981P, 8000090, 8000158, 8000159, 8000188, 9000844, 9000893, 9000948, 9000978, 9000981, 8000006, 8000014, 8000213, 8000287, 9000890, 9000891, 9000944, CHEVROLET-GM: 93297652, 93297653, 93303527, 93327502, 93374341, 93374342, 93384398, FIAT: 7084991, HYUNDAI: 36100-3C150

Aplicação / Application: CHEVROLET-GM: Agile 1.0/1.4/1.6 (2009-2015), Captiva 2.4, Celta 1.0/1.4/1.6 (2000-2015), Cobalt 1.0/1.4/1.6/2.0/2.2/2.4 (2008-2013), Corsa Classic 1.0/1.4/1.6 (2003-2015), Corsa 1.0/1.4/1.6 (1994-2014), Montana 1.0/1.4/1.6 (2007-2013), Novo Corsa 1.0/1.4/1.6 (2007-2014), Pick-up Corsa 1.0/1.4/1.6 (1995-2002), Prisma 1.0/1.4/1.6 (2006-2014), Astra 1.8 / 2.0 / 2.2 / 2.4, Blazer 4.3 V6 Vortex, Meriva 1.8 Flex, Malibu 2.0/2.2/2.4 (2008-2010),

Monza 1.8 / 2.0 / 2.2 / 2.4, S-10, HHR 2.0/2.2/2.4 (2008-2010), Terrain 2.4 (2010), Potiac 2.2/2.4 (2008-2010), Saturn 2.0/2.4 (2008-2010), Equinox 2.4 (2010), Kadet, Vectra - Todos Com / All With Dohc / Sohc II, C/ Motores / W/ Motors 1.8, 2.0 / 2.2 L 16v / L 8v, Zafira - C/ Motor / W/ Motor 1.8 / 2.0 / 2.2 E 2.4 8v E 16v Soch (Gasolina, Álcool E Flex), FIAT: Doblo 1.0 Fire / 1.3 Fire / 1.4 Fire / 1.8 Flex, Idea 1.0 Fire / 1.3 Fire / 1.4 Fire / 1.8 Flex, Palio Weekend 1.0 Fire / 1.3 Fire / 1.4 Fire / 1.8 Flex, Punto 1.0 Fire / 1.3 Fire / 1.4 Fire, Siena 1.0 Fire / 1.3 Fire / 1.4 Fire, Stilo 1.8 Flex, Strada 1.0 Fire / 1.3 Fire / 1.4 Fire / 1.8 Flex, Palio, Strada, Uno, (Todos Com Motores Fire / All With Fiat Fire Engine 1.0 / 1.3 / 1.4 / 1.8, 8v E 16v), DAEWOO: Espero 2.0 / 2.0 L, Optra 1.8 L (Gasolina, Álcool E Flex), Optra 1.4, CITROEN: Picasso 2.0 Diesel, PEUGEOT: 206 1.9 Diesel, 307 2.0 Diesel, Berlingo 1.9 Diesel, Partner 1.9 Diesel, CADILLAC, ISUZU, OLDSMOBILE, HYUNDAI: Grandeur 3.3 (2005->), Sonata 3.3 (2005->)

Delco Equivalente / Replace



UF - 1.167

Especificações / Features: 24V, Tipo / Type: 50MT - Escova / Brush: 8 x 19 x 19 mm

UF - 1.167/12 12 escovas / brushes

(L x A x C / W x H x L) 12 Escovas / Brushes RX 92 ou / or RX 124




Equivalente / Replace: DELCO: 1945849, 1967354

Partida / Starter: 10478827, 10478829, 1109795, 1109797, 1109799, 1990285, 1990286, 1990288, 10461731, 10478828, 10478830

Aplicação / Application: Locomotiva C/ Motores / Locomotive W/ Engine Diesel V16 E V20, CATERPILLAR: Caminhão de mineração 768B / 768C / 769B / 769C / 772 / 772B / 773 / 773B, Compactador de aterro 826C / 825C, Escavadeira 245 / 346, Pá carregadeira 983B / 988 / 988B / 992 / 992B / 992C, Raspador (scraper) 631D / 633D / 641B / 651B / 657B / 660B / 666B, Trator 824C / 834B / D8, Motor marítimo D343, 245, 346, 621B, 621E, 623E, 631D, 631E, 633D, 637E, 639D, 641B, 651B, 651E, 657B, 657E, 660B, 666B, 768B, 768C, 769B, 769C, 772, 772B, 773, 773B, 824, 824C, 825C, 826C, 834B, 983B, 988, 988B, 992, 992B, 992C, 3406, 3408, 3412, 3508, 3512, 3516, D343, D08,

CLARK: 275K, 310, 310III, 310IIIIH, 330IIIIH, 380, 380III, 380IIIA, 380-2III, 380C-480, 410, 475III, 475B, 675, 675B, CUMMINS: Série K, INGERSOLL RAND: DL 1200

Delco Equivalente / Replace



UF - 1.168

Especificações / Features: 24V, Tipo / Type: 40MT - Escova / Brush: 9.5 x 19 x 19 mm

UF - 1.168/8 8 escovas / brushes

(L x A x C / W x H x L) 8 Escovas / Brushes RX70




Equivalente / Replace: DELCO: 1948515, 1945517

Partida / Starter: 1109827, 1113386, 1113472, 1113477, 1113483, 1113485, 1113487, 1113539, 1113540, 1113542, 1113544, 1113583, 1113585, 1113818, 1113820, 1113824, 1113825, 1113827, 1113830, 1113831, 1113832, 1113840, 1113842, 1113845, 1113846, 1113847, 1113849, 1113850, 1113851, 1113852, 1113853, 1113855, 1113856, 1113857, 1113858, 1113859, 1113860, 1113864, 1113865, 1113866, 1113867, 1113868, 1113870, 1113871, 1113872, 1113873, 1113874, 1113875, 1113876, 1113877, 1113878, 1113879, 1113880, 1113881, 1113882, 1113883, 1113884, 1113887, 1113888, 1113889, 1113892, 1113893, 1113895, 1113898, 1113899, 1113900, 1113902, 1113905, 1113906, 1113907, 1113908, 1113909, 1113910, 1113911, 1113914, 1113915, 1113916, 1113917, 1113918, 1113920, 1113921, 1113923, 1113924, 1113926, 1113927, 1113928,

1113931, 1113934, 1113935, 1113936, 1113937, 1113938, 1113939, 1113940, 1113941, 1113942, 1113944, 1113945, 1113947, 1113948, 1113949, 1113950, 1113951, 1113952, 1113953, 1113954, 1113955, 1113956, 1113957, 1113958, 1113959, 1113960, 1113961, 1113962, 1113963, 1113964, 1113965, 1113966, 1113967, 1113968, 1113969, 1113970, 1113971, 1113972, 1113973, 1113974, 1113975, 1113976, 1113977, 1113978, 1113979, 1113980, 1113981, 1113982, 1113983, 1113984, 1113986, 1113988, 1113990, 1113991, 1113992, 1113993, 1113994, 1113995, 1113997, 1113998, 1113999, 114047, 114051, 114052, 114054, 114055, 114056, 114057, 114061, 114069, 114070, 114071, 114073, 114077, 114078, 114079, 114080, 114081, 114082, 114083, 114084, 114085, 114092, 114094, 114095, 114096, 114097, 114099, 114101, 114105, 114107, 114112, 114114, 114116, 114117, 114121, 114122, 114135, 114137, 114139, 114142, 114146, 114154, 114166, 114168, 114173, 114178, 114179, 114180, 114182, 114183, 114185, 114186, 114187, 114189, 114191, 114196, 114197, 114657, 114660, 114666, 114668, 114701, 114706, 114707, 114710, 114711, 114712, 114715, 114718, 114719, 114727, 114728, 114729, 114730, 114735, 114737, 114738, 114739, 114740, 114741, 114742, 114743, 114749, 114750, 114755, 114756, 114758, 114759, 114760, 114762, 114763, 114767, 114769, 114772, 114774, 114776, 114777, 114779, 114781, 114782, 114783, 114784, 114785, 114786, 114789, 114790, 114792, 114793, 114917, 114987, 114989, 1990202, 1990205, 1990210, 1990213, 1990214, 1990216, 1990297, 1993704, 10461047

Aplicação / Application: CATERPILLAR, FIAT-ALLIS, JOHN DEERE, CASE, CUMMINS, VOLVO: F10, F12, F80, FL10, FM10, B12

Delco Equivalente / Replace



UF - 1.181/4 4 escovas / brushes

Especificações / Features: 12V, Tipo / Type: 39MT - Giro sentido horário / Clockwise rotation



Escova / Brush: 9.5 x 32 x 22 mm (L x A x C / W x H x L)

Equivalente / Replace: DELCO: 10527544

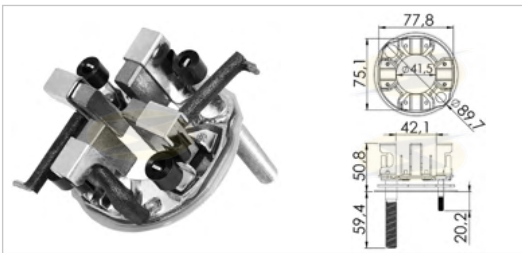
Partida / Starter: 8200288, 8200289, 8200290, 8200291, 8200308, 8200417, 8200468, 8200469, 8200470, 19011513, 19011519, 8200040, 8200050, 8200081, 8200090, 8200287, 8200329, 8200360, 8200390, 8200433, 8200434, 8300057, 19011521

Aplicação / Application: FREIGHTLINER: C/ Motor / W/ Engine Cat C10 / C12 / C15, C11 / C13 / C15, Acert, CUMMINS: 3103915, Isx, Ism, N14 Ou / Or Ddc 60 Series, MACK: C/ Motor / W/ Engine E-7, Mp7 / 8, INTERNACIONAL: Maxxforce 11, 13, VOLVO: Motor D11 / 12 / 13 / 16, VHD200, VHD300, VHD430, VHD630, VHD670, VHD730, VHD780, VN300, VN430, VN630, VN670, VN730, VN780

Delco Equivalente / Replace

UF - 1.182/4 4 escovas / brushes

Especificações / Features: **24V, Tipo / Type:** **39MT - Giro sentido horário / Clockwise rotation**



Escova / Brush: 9,5 x 32 x 22 mm (L x A x C / W x H x L)

Equivalente / Replace: **DELCO:** 10527543

Partida / Starter: 19011507, 19011509, 19011511, 19011522, 19011523, 19011524, 19011527, 8200034, 8200039, 8200040, 8200101, 8200465, 8200519, 8200032, 8200041, 8200201, 8200431, 8200699, 8200719, 19011512, 19011529

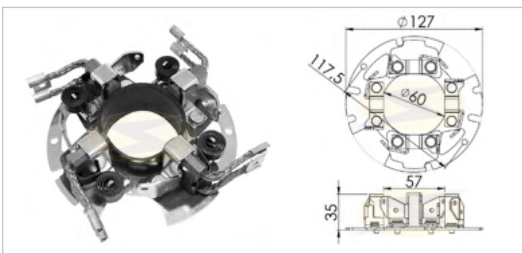
Aplicação / Application: **CNH:** Colheitadeira De Cana A7000 E A7700 Com Motor Cummins / Sugar Cane Loader A700 And A7700 With Cummins Engine **FIAT ALLIS:** Mat Tractor Fc170, Allis Grader Fg170/170.2/200 E 200.2 **TEREX:** Empilhadeira / Forklift Gep 23,

CUMMINS: 3102920 E 3103914, **VOLVO:** VHD200, VHD300, VHD430, VHD630, VHD670, VHD730, VHD780, VN300, VN430, VN630, VN670, VN730, VN780

Delco Equivalente / Replace

UF - 1.184

Especificações / Features: **12V, Tipo / Type:** **41MT - Escova / Brush:** 9,6 x 28,6 x 26,6 mm



UF - 1.184/4 4 escovas / brushes

(L x A x C / W x H x L) **Quatro pólos isolados / Four isolated poles**

Equivalente / Replace: **DELCO:** 10468705, 10468891, 10468892

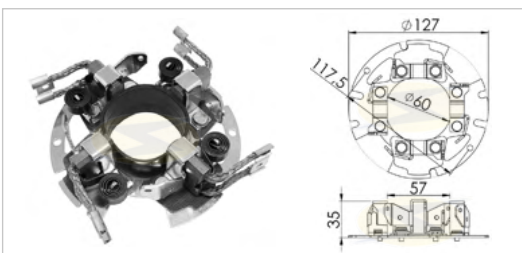
Partida / Starter: 10479109, 1993969, 8200107, 8200251, 8300038, 10461169, 10461171, 10461227, 10461275, 10461718, 10478825, 10478890, 10478999, 10479035, 10479187

Aplicação / Application: **AGCO, MASSEY-FERGUSON:** Tractor 2360 Com Motor Cummins / With Cummins Engine, **CATERPILLAR:** Colheitadeira / Combine Mt875, Empilhadeira V30 / V40 / V41 / V50 / V51 / V60, **TEREX:** Máquinas diversas

Delco Equivalente / Replace

UF - 1.185/4 4 escovas / brushes

Especificações / Features: **24V, Tipo / Type:** **41MT - Escova / Brush:** 9,6 x 28,6 x 26,6 mm



(L x A x C / W x H x L) **Quatro pólos isolados / Four isolated poles**

Equivalente / Replace: **DELCO:** 10470208, 10453807, 10500113


Partida / Starter: 10478898, 1993966, 8200155, 8200178, 10479024

Aplicação / Application: **Plataforma / Platforms** 0400 RSD E SRE (2004→2009), **CATERPILLAR:** Trator de esteiras D6M, **CUMMINS:** Motor ISM / ISX

Delco Equivalente / Replace

UF - 1.188

Especificações / Features: **24V, Tipo / Type:** **50MT - Escova / Brush:** 8 x 38 x 21,5 mm



UF - 1.188/6 6 escovas / brushes

(L x A x C / W x H x L) **6 Escovas / Brushes RX 124H**

Equivalente / Replace: **DELCO:** 1984974

Partida / Starter: 9000794, 9000871, 1990227, 1990228, 1990229, 1990231, 1990232, 1990233, 1990235, 1990236, 1990240, 1990241, 1990243, 1990244, 1990247, 1990249, 1990262, 1990263, 1990264, 1990267, 1990268, 1990269, 1990270, 1990272, 1990276, 1990291, 1993739, 1993753, 1993781, 1993825, 1993839, 1993840, 1993841, 1993847, 1993860, 1993922, 1993927, 1993989, 8200035, 8200098, 8200108, 8200206, 8200207, 8200209, 8200259, 8200388, 8200407, 8200480, 8200481, 8200496, 8200528, 8200531, 8200532, 8200533, 8200534, 8200535, 8200536, 8200537, 8200540, 8200541, 8200542, 8200573, 8200574, 8200575, 8200577, 8200590, 8200592, 8200598, 8200797, 8200798, 8200812, 8200831, 8201092, 8201093, 8201094, 8201153, 10461088, 10461105, 10461150, 10461156,


10461381, 10461400, 10461407, 10461499, 10461746, 10461747, 10461748, 10465600, 10465603, 10478822, 10478823, 10478846, 10478847, 10478850, 10478851, 10478852, 10478853, 10478855, 10478856, 10478861, 10478862, 10478863, 10478864, 10478865, 10478866, 10478873, 10478874, 10478878, 10478880, 10478882, 10478883, 10478884, 10478887, 10478888, 10478889, 10478899, 10478901, 10478903, 10478905, 10478907, 10478908, 10478909, 10478911, 10478912, 10479075, 10479088, 10479126, 10479144, 10479145, 10479152, 10479153, 10479218, 10479222, 10479270, 10479272, 10479296, 10479327, 10479333, 10479335, 10479339, 10479340, 10479342, 10479343, 10479345, 10479346, 10479368

Aplicação / Application: **CATERPILLAR:** Assentador de tubos 583K / 589 / 591 / 594H, Caminhão de mineração 730 CEJ / 768B / 768C / 769B / 769C / 772 / 772B / 773 / 773B / 776B / 777B, Compactador de aterro 826C, Compactador de solo 825C, Escavadeira 245 / 345CLRE / 345DL / 346 / 349D2 / 349D2L / 349DL, Motoniveladora 14M / 16M, Pá carregadeira 966H / 972H / 983B / 988 / 988B / 992 / 992B / 992C, Raspador (Scraper) 621K / 623K / 627K / 631D / 633D / 641B / 651B / 657B / 660B / 666B, Recuperadora de rodovias RM300, Trator 824C / 834B, Trator de esteiras D8L / D9L / D9N / D10 / D10N, Motor marítimo D343, 245, 346, 621B, 621E, 623E, 631D / E, 633D, 637E, 639D, 641B, 651B / E, 657B / E, 660B, 666B, 768B / C, 769B / C, 769C, 772 / B, 773 / B, 824 / C, 825C, 826C, 834B, 983B, 988 / B, 992 / B / C, 3406 / 08 / 12, 3508 / 12, 3516, 4D343, D08, **CLARK:** 275K, 380, 475B, 675B, 310, 310III, 310IIIH, 330IIIH, 380, 380III, 380IIIH, 380-2III, 380C-480, 410, 475III, 475B, 675, 675B, **INGERSOLL RAND:** DL 1200, **CUMMINS:** Serie K, Motor QSK78, **KOMATSU:** Caminhão de mineração 930E4

Delco Equivalente / Replace

UF - 1.189/6 6 escovas / brushes

Especificações / Features: 12V, Tipo / Type: 50MT - Escova / Brush: 8 x 38 x 21,5 mm



(L x A x C / W x H x L) 6 Escovas / Brushes RX 124H

Equivalente / Replace:

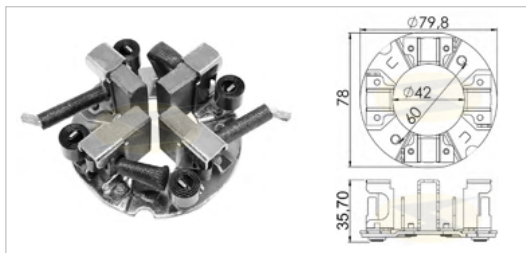
Partida / Starter: 10461056, 10461129, 10461191, 10461731, 10461738, 10461741, 10478813, 10478877, 10478881, 10478906, 10478910, 10478917, 10479201, 10479297, 10479309, 10479328, 10479336, 10479338, 10479341, 10479352, 10479382, 1109554, 1990261, 1990277, 1993859, 1945849, 1993854, 1993855, 8200569, 8200576, 8200846

Aplicação / Application: CUMMINS, CHEVROLET / GMC HEAVY DUTY, FORD HEAVY DUTY, FREIGHTLINER, KENWORTH, PETER-BILT, VOLVO, WESTERN STAR, CATERPILLAR: Máquinas diversas

Delco Equivalente / Replace

UF - 1.190/4 4 escovas / brushes

Especificações / Features: 24V, 6,0Kw - Tipo / Type: 38MT - Escova / Brush: 9,5 x 28 x 22 mm



(L x A x C / W x H x L)

Equivalente / Replace:

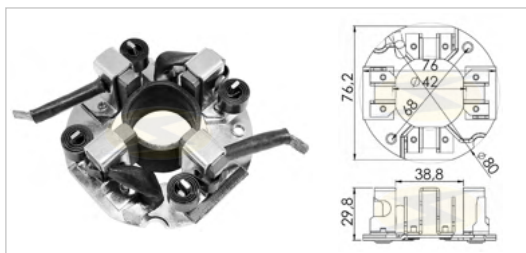
Partida / Starter: 8200053, 8200072, 8200078, 8200242, 8200486, 8200733, 8201050

Aplicação / Application: VOLKSWAGEN: 19370, B17320 E, B18320 EVO, B19320 EOT Quéops, B19360 E, B24320 E, B25320 E, B25370 E, B25400 E, 31.370, 25.370, 19.370 C/ Motor / W/ Engine 9,3 Litros International / Vwb - 18.310, 19.320, 31.320 - Titan Tactor E Constellation C/ Motor / W/ Engine Cummins Isc 8,3 Litros, Ônibus 19320 Eot - Quéops Evolution C/ Motor / W/ Engine Cummins Isc 8,3 Litros / Liters, 17-320e, 18-320 Evo, 19-360e, 24-320e, 25-320e, 25-370e, 25-400e - Todos C/ Motor / All W/ Engine Cummins, **FORD:** Cargo Eletrônico / Electronic - 2632, 2932, 4532, 5032, Cargo 1932, **CASE:** Colheitadeira de cana A8000 / A8800, **JAC:** HFC4253, **RANDON:** Caminhão de mineração RK430B / RK430M / RK628C / RK628CF / RK628CR, **SCANIA:** P230, P270, P310, P340, P380, P420, P470, P480, R230, R270, R310, R340, R380, R420, R470, R480, T340, T380, T420, T470, **VOLVO:** FH12/380 4x4 Globetrotter, FH12/380 6x2 P. Lotus 3 eixos, FH12/420 4x2 Top-Class, FH12/420 6x4 Globetrotter, FM12/380 6x4 3 eixos, FM12/420 8x4 4 eixos, NH12/380 4x2 Globetrotter, NH12/380 6x4 3 eixos

Delco Equivalente / Replace

UF - 1.191

Especificações / Features: 12V, 3,3Kw - Tipo / Type: 29MT / 31MT -



UF - 1.191/2 2 escovas / brushes

Escova / Brush: 8 x 25 x 18 mm (L x A x C / W x H x L)

UF - 1.191/4 4 escovas / brushes

Equivalente / Replace: DELCO: 10527547

Partida / Starter: 61005265, 8200003, 8200295, 8200196, 8200331, 8200478, 8200014, 8200103, 8200326, 8200400, 8200495, 8200511, 8200564, 8200826, 8200848, 8200849, 8200853, 8200854, 8200866, 8200875, 8200885, 8200887, 8200889, 8200890, 19011400, 19011402, 19011403, 19011407

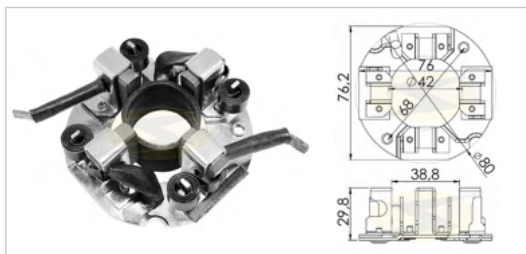
Aplicação / Application: MERCEDES BENZ: Caminhões / Trucks 710, 712e, 1418r, 1720, 1720k, L1620 - Chassi De Ônibus / Bus Frame Lo 712, Lo 812, Lo 814 (Todos C/ Motores Mecânicos / All W/ Mechanic Engine 12v Om 364 E Om 366), Vwb, Caminhões / Trucks Worker, 8-120 Euro li E lii, 13-180 Euro li E lii, 15-180 Euro lii, 17-180 Euro lii (Motor / Engine Mwm 4 E 6 Cilindros) Ônibus / Bus 8.120 Od Euro li E lii (Motor /

Engine Mwm 4 Cilindros), **VOLKSWAGEN:** 8-120, 9-150, 13-180, 17-180, 8-150, C/ Motor / W/ Engine Mwm, 4 E 6 Cilindros Mecânico / Mechanic, Caminhões / Trucks 8-150, 15-190, 17-250, 24-250 C/ Motor / W/ Engine Cummins Isb 4 E 6 Cilindros Com Cremalheira 10/12 (→2009), **FORD:** Caminhões / Trucks Cargo 815e (4x2) / 1317e (4x2) / 1517e (4x2) / 1717e (4x2) / 1722e (4x2) / 2422e (6x2) / 2622e (6x4) / 2428e (6x2) / 2628e (6x4), C/ Motor / W/ Engine Cummins Eletrônico / Electronic Isb (4 E 6 Cilindros), **AGRALE:** 1600, 4000, 5000, 6000, 7000, Trator 5065 / 5065.4 Compact / 5075 / 5085 / BX100 / BX130 / BX4.90 / BX4.100 / BX4.110 / BX4.130 / BX4.150 / BX6.150 / BX6.180, **ATLAS COPCO:** Compressor de ar XA56 / XA76 / XA77 / XA97, **CASE:** Colheitadeira de café Coffee Express 200, **CHEVROLET - GM:** D20, Silverado, **MARCOPOLO:** Boxer, Torino, Volare V8 / W8 / W9

Delco Equivalente / Replace

UF - 1.192/2 2 escovas / brushes

Especificações / Features: 24V, 4,0Kw - Tipo / Type: 29MT - Escova / Brush: 8 x 25 x 18 mm



UF - 1.192/4 4 escovas / brushes

(L x A x C / W x H x L)

Equivalente / Replace: DELCO: 10527548

Partida / Starter: 8200004, 8200064, 8200138, 8200296, 8200297, 8200054, 8200231, 8200292, 8200357, 8200386, 8200065, 8200278, 8200387, 8200474, 8200512, 8200521, 8200745, 8200776, 8200816, 8200850, 8200882, 8200884, 8200886, 8201097

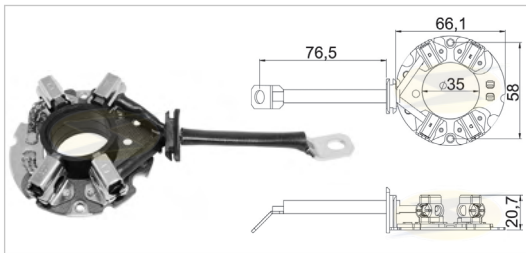
Aplicação / Application: MERCEDES BENZ: 914, 1419, 1621, 1719, 1720, 1726, 1726 4x4, 1729 S, 2423, 2426 6x2, 2429 6x2, Acelo 815 / 1016, Atron 1319 / 2324 / 2729 B (Betoneira) / 2729 K (Basculante) / 2729 P (Plataforma) 6x4, Atego 1315 / 1418 / 1518 / 1718 / 1725 / 2425, Axor 1933 / 2533 / 2826 / 2828 / 2831 / 2831 B (Betoneira) / 2831 K (Basculante) / 2831 P (Plataforma), OF1519, OF1724, Caminhões / Trucks 1720a - Chassi De Ônibus / Bus Frame Of 1721, Oh 1420, Oh 1621, Oh 1623 (Motores Mecânicos / Mechanic Engines 24v Om 364 E Om 366), Grader 845, 845.2, Fg 140.2, Pá Carregadeira W20,

521d, 621d, W130, Motoriveladoras Rg140.B, Rg170.B (Motores / Engines Cummins B 4 E 6 Cc), 712c, 715, 714c, 915c, 1215, 1218el, 1218l, 1418 E, 1418l, 1718, 1725, 2423, 2428, Família Atego (1315, 1418, 1518, 1718, 1725, 2425), L1318, 2423b, 2423k, L1620 Chassi De Ônibus / Bus Frame Lo 914, 0500m / U / R, Of 1417 / 1418 / 1518 / 1721 / 1722 (Motores Eletrônicos / Electronic Engines 24v Om 904 / 906 / 924 / 926), Axor 1933 Caminhões / Trucks 8-150 Eletr Delivery Puls, 9-150e, 10-150e, 13-180e, 15-190e (→06.2009), 17-250e, 24-250e (→09.2009) - Motor Cummins Isb 4 E 6 Cil. Ônibus 8-150 Odc / Feb, 9-150 Odc - Motor / Engine Cummins Isb 4 E 6 Cil., **VOLKSWAGEN:** 17230 V-tronic, 17260 V-tronic, 24250 E, Constellation 13180 / 15180 / 17260, Delivery 5150 / 8150 Eletr Plus / 8160 / 9150 EOD / 9160 / 15190 EOD / 17210 EOD / 17230 EOD / 17230 V-tronic / 17260 EOD / 17260 V-tronic, B8150 FEB, B8150 ODC, B8150 ODM, B9150 ODC, Constellation 13-180, 15-180, 17-260, 26-260e, 31-260e (Motor / Engine Mwm Eletrônico / Electronic 4 E 6cc) Ônibus / Bus 8-150odm / Odm Eltr. / Odm Delivery, 9-150eod, 15-190eod, 17-210eod, 17-230eod / Utronic E 17-260eod / Utronic (Motor / Engine Mwm Eletrônico 4 E 6 Cc), 8-150 Eletr Delivery Puls, 9-150e, 10-150e, 13-180e, 15-190e (06.2009→), 17-250e, 24-250e (10.2009→) - Todos Com Motor / All W/ Engine Cummins Isb 4 E 6 Cil. Ônibus / Bus 8-150 Odc / Feb, 9-150 Odc - Todos Com Motor / All W/ Engine Cummins Isb 4 E 6 Cil. Caminhões / Trucks 9-150 Eletr Delivery Motor / Engine Cummins (01.2010 →), **VOLVO:** VM220 4x2R, VM270 4x2R, VM270 6x2R, VM270 6x2R Athor, VM270 6x4R, VM330 4x2R, VM330 4x2T, VM330 6x2R, VM330 6x4R, B270 F, Caminhões / Trucks Vm 210, 260, 310 Com Motores / W/ Engine Mwm 4.12tce E 6.12tce (Substitui Melco), **CASE:** Motoriveladora 845, Pá carregadeira 521D / 621D / W20 / W130, Motoriveladora Rg140b E 845 Com Transmissão / W/ Transmission ZF, **AGRALE:** 10000, 13000, 14000, MA9.2, MA10.0, MA12.0, MA15.0, MT15.0 LE, **FIAT ALLIS:** Motoriveladora FG140.2, Pá carregadeira FR128, Trator de esteiras 7D / FD170, **MARCOPOLO:** Volare V8 Agrale / W8 Agrale / W9 Agrale, **NEW HOLLAND:** Motoriveladora RG140.

Delco Equivalente / Replace

UF - 1.193/4 4 escovas / brushes

Especificações / Features: **12V, Tipo / Type: PG260G** - Escova / Brush: 5 x 16 x 12,5 mm



SAIBA MAIS (L x A x C / W x H x L)

Equivalente / Replace: **DELCO: 10453748**

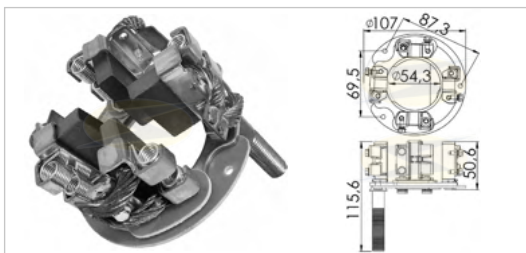
Partida / Starter: 9000871, 9000846, 9000794, 8000039, 8000066, 8000073, 9000785, 9000791, 9000795, 9000801, 9000802, 9000833, 9000839, 9000840, 9000847, 9000859, 9000870, 9000872, 10465067, 10465298, 10465384, 10465459, 10465525, 19134005, 19136230, QDJ1236, 9675379880

Aplicação / Application: **CHEVROLET - GM:** Blazer, Monza, S-10 4cc 2.2, Astra, Vectra Cd 2000 (Opel), Zafira (Opel), **DAEWOO:** Espero 1.8 / 2.0, Cielo, Espero Cd 2000, Racer, Lanos, Leganza, Nexia, Nubira, **OPEL:** Calibra 2.0i, Frontera 2.0i, Vectra 1.6i / 1.8i / 2.0i, **PEUGEOT:** 308, 408, **CITROEN:** C4 Lounge

Delco Equivalente / Replace

UF - 1.220

Especificações / Features: **12V, Tipo / Type: 40MT** - Escova / Brush: 9,5 x 38 x 19,5 mm



SAIBA MAIS (L x A x C / W x H x L)

Equivalente / Replace: **DELCO: 1979387, 1979502, 1979494**

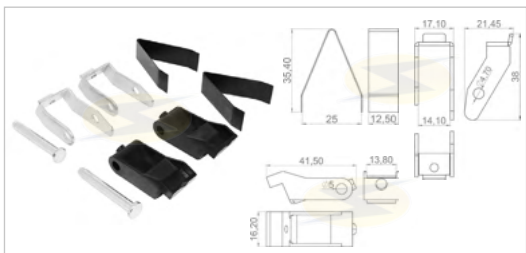
Partida / Starter: 1945960, 1948518, 1949611, 1967552, 1967553, 1979185, 1979387, 1979494, 1979502 (DD Séries)

Aplicação / Application: **CATERPILLAR**

Delco Equivalente / Replace

UF - 1.221

Especificações / Features: **12V, Tipo / Type: 8 / 10 / 15 / 20 / 25 / 27 / 30 / 35 MT, SD 300,**



SAIBA MAIS **Conjunto reparo pólo positivo / Positive Repair Kit**

Equivalente / Replace: **DELCO: 1926617, 1926618, 1926622, 1926648, 1928015**

Partida / Starter: 7322 463 48, 1107194, 1107196, 1107203, 1107204, 1107205, 1107209, 1107237, 1107242, 1107247, 1107248, 1107249, 1107259, 1107260, 1107268, 1107270, 1107282, 1107289, 1107292, 1107293, 1107294, 1107295, 1107298, 1107299, 1107301, 1107302, 1107306, 1107307, 1107308, 1107316, 1107320, 1107330, 1107334, 1107336, 1107340, 1107342, 1107348, 1107350, 1107355, 1107360, 1107363, 1107365, 1107367, 1107370, 1107371, 1107373, 1107374, 1107375, 1107376, 1107377, 1107378, 1107379, 1107385, 1107391, 1107396, 1107398, 1107399, 1107400, 1107496, 1107499, 1107594, 1107596, 1107626, 1107644, 1107648, 1107652, 1107655, 1107675, 1107681, 1107694, 1107704, 1107705, 1107709, 1107717, 1107734, 1107781, 1107785, 1107884, 1107888, 1107922, 1108195, 1108196,

1108197, 1108224, 1108225, 1108226, 1108278, 1108283, 1108289, 1108320, 1108327, 1108328, 1108329, 1108331, 1108335, 1108348, 1108349, 1108351, 1108353, 1108354, 1108357, 1108361, 1108363, 1108365, 1108366, 1108367, 1108371, 1108373, 1108375, 1108378, 1108380, 1108381, 1108382, 1108383, 1108386, 1108387, 1108388, 1108389, 1108391, 1108392, 1108393, 1108396, 1108400, 1108419, 1108420, 1108421, 1108422, 1108423, 1108427, 1108428, 1108429, 1108430, 1108434, 1108435, 1108436, 1108438, 1108439, 1108477, 1108500, 1108501, 1108502, 1108503, 1108504, 1108505, 1108506, 1108507, 1108508, 1108511, 1108512, 1108513, 1108516, 1108517, 1108519, 1108521, 1108523, 1108743, 1108744, 1108745, 1108746, 1108747, 1108748, 1108752, 1108753, 1108755, 1108756, 1108758, 1108759, 1108760, 1108762, 1108763, 1108765, 1108766, 1108768, 1108770, 1108771, 1108772, 1108773, 1108774, 1108776, 1108778, 1108779, 1108780, 1108781, 1108782, 1108789, 1108790, 1108791, 1108794, 1108796, 1108797, 1108798, 1109022, 1109024, 1109025, 1109026, 1109029, 1109033, 1109034, 1109036, 1109038, 1109041, 1109052, 1109055, 1109056, 1109057, 1109059, 1109061, 1109062, 1109063, 1109064, 1109065, 1109066, 1109068, 1109072, 1109075, 1109076, 1109081, 1109084, 1109085, 1109087, 1109088, 1109089, 1109090, 1109091, 1109092, 1109093, 1109094, 1109095, 1109098, 1109355, 1109357, 1109361, 1109363, 1109364, 1109365, 1109367, 1109368, 1109372, 1109385, 1109386, 1109412, 1109415, 1109416, 1109420, 1109422, 1109427, 1109429, 1109430, 1109431, 1109432, 1109434, 1109446, 1109482, 1109486, 1109487, 1109488, 1109489, 1109490, 1109597, 1814510, 1998210, 1998211, 1998212, 1998213, 1998215, 1998216, 1998217, 1998220, 1998221, 1998222, 1998223, 1998226, 1998227, 1998229, 1998234, 1998235, 1998236, 1998238, 1998241, 1998242, 1998243, 1998244, 1998247, 1998248, 1998253, 1998259, 1998260, 1998261, 1998263, 1998264, 1998265, 1998266, 1998267, 1998269, 1998270, 1998271, 1998274, 1998281, 1998285, 1998286, 1998295, 1998302, 1998305, 1998306, 1998313, 1998314, 1998317, 1998318, 1998396, 1998397, 1998400, 1998435, 1998436, 1998437, 1998438, 1998439, 1998440, 1998441, 1998443, 1998452, 1998467, 1998469, 1998470, 1998491, 1998499, 1998501, 1998516, 1998557, 1998558, 1998559, 1998560, 1998561, 1998562, 1998564, 1998565, 1998568, 1998570, 1998574, 1998576, 1998577, 1998579, 1998580, 1998583, 1998584, 1998588, 1998589, 1998590, 1998591, 1998596, 7322463, 10455049, 10455300, 10455301, 10455304, 10455305, 10455306, 10455308, 10455311, 10455312, 10455316, 10455332, 10455340, 10455343, 10455355, 10455600, 10455602, 10455603, 10496873, 10496874, 94619622, 94646679

Aplicação / Application: **CHEVROLET - GM:** Veraneio, Opala, Caravan 2500 4CC / 4100 6CC (1969→1984), C-10, C-14, C-60 (GAS), **ALLIS CHARMES, CADILLAC:** (1957→1963), **HYSTER, FORD:** (1963→1964), **AMC:** (1959→1963), **BUICK:** (1957→1963), **CHECKER CAB:** (1964→1980), **CHEVY / GMC:** TRUCKS (1955→1978), **INTERNACIONAL TRUCKS:** (1957→1979), **JEEP:** (1961→1971), **OLDSMOBILE:** (1957→1974), **PONTIAC:** (1956→1974), **STUDEBAKER:** (1965→1966), **APLICAÇÕES MARÍTIMAS / MARINE APPLICATION:** **CHRIS CRAFT:** (1967→1978), **CRUSADER:** (1961→1975), **GRAY MARINE:** (1957→1967), **JOHNSON-EVINRUDE:** (1967→1978), **MERCURY:** (1971→1978), **PALMER:** (1955→1963), **UNIVERSAL:** (1961→1964), **CASE:** Tratores, **MASSEY FERGUSON:** Tratores

Delco Equivalente / Replace

UF - 1.228/4 4 escovas / brushes

Especificações / Features: 12V, 1,5Kw - **Tipo / Type:** PG260F2 - Escova / Brush: 5 x 18 x 15 mm



(L x A x C / W x H x L)

Equivalente / Replace: **DELCO:** 10493851

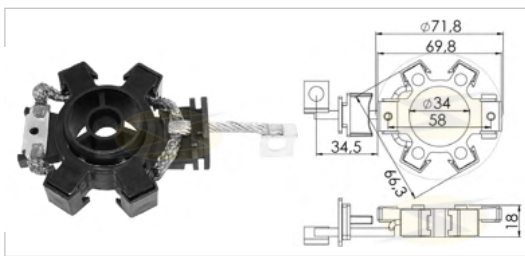
Partida / Starter: 9000836, 9000837, 9000841, 9000842, 9000854, 9000857, 9000858, 9000888

Aplicação / Application: **CADILLAC, MERCURY MARINE, BUICK:** Lesabre 3.8l (1997→2003), Park Avenue 3.8l (1998→2001), Regal 3.8l (1998→2001), **CHEVROLET GM:** Blazer / S-10 4.3l V6 Vortec, Camaro 3.8l (1998→2000), Impala (2000), Lumina 3.8l (1998→1999), Monte Carlo 3.8l (1998→2000), Silverado 4.8l, 5.3l, Suburban Sierra / Yukon Xl 4.8 / 5.3l, Tahoe Yukon 4.8 / 5.3l, G1500, G2500 4.3l V6, S. Tseries 4.3l V6, **GMC:** Jimmy, Safari, Sierra 4.3l V6, Sonoma, **ISUZU:** Hombre 4.3l V6, **OLDSMOBILE:** Bravada 4.3l V6, 88 3.8l (1998→1999), Intrigue 3.8l (1998→1999), **PONTIAC:** Firebird 3.8l (1998→2001), Grand Prix 3.8l (1997→2000)

Delco Equivalente / Replace

UF - 1.230/4 4 escovas / brushes

Especificações / Features: 12V, **Tipo / Type:** SD80 - Escova / Brush: 5 x 13 x 16 mm



(L x A x C / W x H x L)

Equivalente / Replace: **DELCO:** 10475107, 93740997, 93740995, 93740996, 93742469

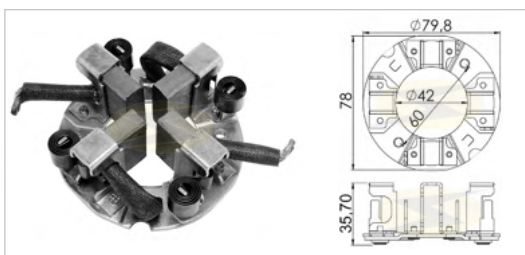
Partida / Starter: 10455503, 10455506, 10455515, 96275471, 96467385, 96275481

Aplicação / Application: **CHEVROLET-GM:** Aveo 1.6l, Matiz, Nubira (1997→2003), **NISSAN:** Sentra 1.6 / 1.8 / 2.0, **SUZUKI:** Wagon R+ 1.2 4wdm, Swift 1.6l, **PONTIAC:** Wave 1.6l, **DAEWOO:** Cielo, Matiz, Tico, Rezzo, Matiz 0.8, Nubira 1.8, Tico 0.8, **OPEL:** Agila 1.2, Astra 1.2 / 1.4 / 1.6, Corsa 1.0i 12V / 1.2 / 1.3 / 1.4 / 1.4i / 1.4i 16V / 1.6 GSi / 1.6 GSi 16V / 1.6i 16V, Kadett 1.6i, Meriva 1.6, Tigra 1.4 16V / 1.6 16V, Vectra 1.4 / 1.6 16V / 1.6i, Zafira 1.6 16V

Delco Equivalente / Replace

UF - 1.241/4 4 escovas / brushes

Especificações / Features: 12V, **Tipo / Type:** 38MT - Escova / Brush: 9,5 x 28 x 22 mm



(L x A x C / W x H x L)

Equivalente / Replace: **DELCO:** 10528064

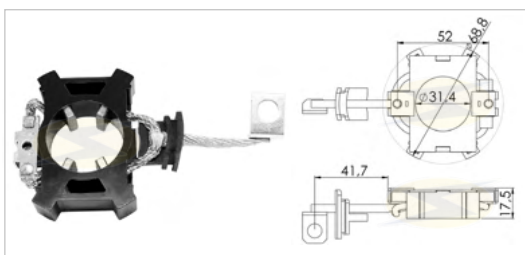
Partida / Starter: 10461768, 10461769, 10461775, 19026027, 19026028, 19026029, 19026031, 19026035, 8200005, 8200007, 8200023, 8200025, 8200075, 8200077, 8200211, 8200217, 8200235, 8200239, 8200324, 8200408, 8200977, 8201002, 8201039, 8300005, 8300021, 8300022, 8300024, 8300026, 8300065, 8300066, 8200356

Aplicação / Application: **FORD:** Cargo Motor Cummins Eletronico / Cummins Eletronico Engine, **FREIGHTLINER:** Century C/ Motor / W/ Engine Mbe4000, **CASCADIA:** C/ Motor / W/ Engine Mbe4000, Motor / Engine Mbe 4000, **CASE:** Colheitadeira de algodão 1822 / 1844 / 2055 / 2155, Colheitadeira de grãos 1620 / 1640 / 1644 / 1666 / 1668 / 1670 / 1680 / 1688 / 1690 / 2144 / 2166 / 2188 / 2366 / 2399, Trator 1896 / 2055 / 2090 / 2094 / 2096 / 2290 / 2294 / 2390 / 2394 / 2470 / 2590 / 2594 / 2670 / 2870 / 3294 / 3394 / 4490 / 4494 / 4690 / 4694 / 4890 / 4894 / 4994 / 7110 / 7120 / 7130 / 7140 / 7210 / 7220 / 7230 / 7240 / 7250 / 8930 / 9110 / 9130 / 9210 / 9230 / 9240 / 9310 / 9330, Trator Magnum MX220 (c/ motor Cummins 8.3L) / MX240 (c/ motor Cummins 8.3L) / MX270 (c/ motor Cummins 8.3L), **CUMMINS:** Motor C 8.3L, Motor ISC 8.3L, **FORD:** Cargo 1622 / 1630 / 2422 / 2425 / 2622 / 2626 / 2630 / 2631 / 3222 / 4030 (c/ motor Cummins 8.3L), **VOLKSWAGEN:** 17220 / 17310 / 23210 / 23220 / 23310 / 24220 / 26220 / 26260 / 26310 (c/ motor Cummins 8.3L)

Delco Equivalente / Replace

UF - 1.253/4 4 escovas / brushes

Especificações / Features: 12V, Escova / Brush: 4 x 12,9 x 11,5 mm (L x A x C / W x H x L)



(L x A x C / W x H x L)

Equivalente / Replace: **DELCO:** 111089, 112816, 9627548

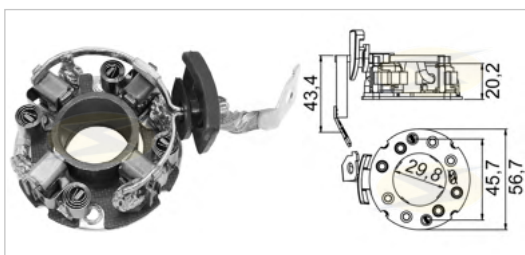
Partida / Starter: 96952005, 96952006, 10455503, 10455506, 10455515, 96275481

Aplicação / Application: **CHEVROLET-GM:** Aveo 1.4, Espero 1.5, Kalos 1.4, Lacetti 1.4 / 1.6 / 1.8, Lanos 1.4 / 1.5 / 1.6, Nexia 1.5 / 1.6 / 1.8 / 2.0, Rezzo 1.6, Rezzo/Tacuma 1.8, **DAEWOO:** Espero 1.5, Kalos 1.4, Lacetti 1.4 / 1.6 / 1.8, Lanos 1.4 / 1.5 / 1.6, Nexia 1.5, Nubira 1.6 / 1.8 / 2.0, Rezzo 1.6, Rezzo/Tacuma 1.8, **FIAT:** Stilo Multi Wagon 1.6, **MERCEDES BENZ:** 500 4.7, **OPEL:** Astra 1.2 / 1.4 / 1.6, **VAUXHALL:** Agila 1.0 / 1.2, Astra 1.2 / 1.4 / 1.6, Belmont 1.6, Cavalier 1.4 / 1.6, Combo 1.2 / 1.4 / 1.6, Corsa 1.0 / 1.2 / 1.4 / 1.6, Corsavan MK II 1.2 Dualfuel 16V, Meriva 1.4 / 1.6, Nova 1.4 S / A 1.2 i / A 1.2 N / A 1.3 i / Nova A 1.4 i / Nova A 1.4 S / Nova A 1.6 GSi, Novavan 1.2, Tigra 1.4 / 1.4 16V, Vectra B 1.6 i / B 1.6 i 16V / Mk II 1.6 / Mk II 1.6 16V / Mk II 1.6 GTS, Zafira 1.6 16V / MK II 1.8

Delco Equivalente / Replace

UF - 1.261/4 4 escovas / brushes

Especificações / Features: 12V, 1,1Kw Escova / Brush: 5 X 15 X 13 mm (L x A x C / W x H x L)



(L x A x C / W x H x L)

Equivalente / Replace: **DELCO:** 10536527


Partida / Starter: **DELCO:** PG260B, 800660P, 8000444, 8000660, 8000660P, **GMB:** 24579009

Aplicação / Application: **CHEVROLET-GM:** Prisma LT 1.0L, Prisma 1.4L, Prisma LTZ 1.4L, Prisma 1.6L SPE/4 (SOCH), Onix 1.0, Onix 1.4 SPE/4 (SOCH), Prisma, Celta, Agile, Montana, Cobalt, Corsa 1.0 / 1.4 / 1.6 / 1.8, Spark GT (2010-2018)

Delco Equivalente / Replace

UF - 1.298/4 4 escovas / brushes

Especificações / Features: 12V, 1,4Kw - Tipo / Type: PG260D6, PMGR



Escova / Brush: 4,5 x 15 x 12,5 mm (L x A x C / W x H x L)

Equivalente / Replace:

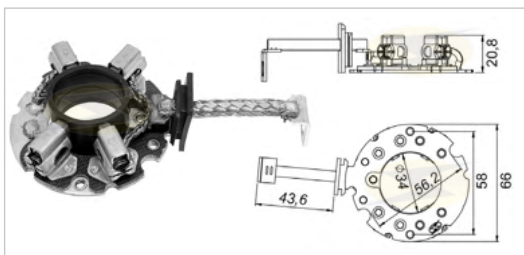
Partida / Starter: DELCO: 8000357, 8000465, HYUNDAI: 361003C151, 36100 2G200, 36100 2G300, 36100-2E500, 36100-2E550, 36100-2E551, 36100-2G210, 36100-2G400, 36100-3C210, 36100-3C211, 36100-3C230, 36100-3F100, 36100-3F110, 36100-3F160

Aplicação / Application: KIA: K900 (2015-2017), Optima (2014-2016), Sorento (2014-2017), Forte 2.0L / 2.4L / 2.0L / 2.4L / 5 2.0L, Magentis 2.4L, Rondo 2.4L, Sportage 2.0L / 2.0 4x4 / 2.4L, Carens 2.0, HYUNDAI: Elantra (2011-2019), Equus (2011-2016), Genesis (2011-2016), Grandeur 2.0D / 2.4, IX35 2.0L, Santa Fé 2.4L / Sport (2014-2018), Sonata 2.0L / 2.4L (2014-2017), Tucson 2.0L / 2.4L, GENESIS: G80 (2017-2018), G90 (2017-2018)

Delco Equivalente / Replace

UF - 1.301/4 4 escovas / brushes

Especificações / Features: 12V, 1,4Kw Tipo / Type: PMGR - Escova / Brush: 5 x 16 x 12,5 mm



(L x A x C / W x H x L)

Equivalente / Replace: DELCO: 10472352, 10483463, 10470660

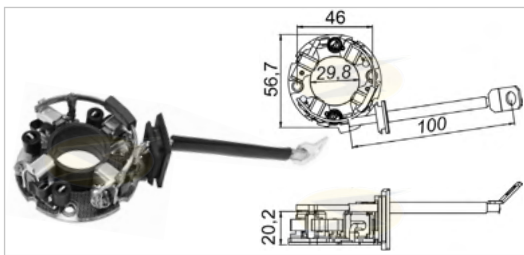
Partida / Starter: 10465067, 10465298, 10465384, 10465525, 19134005, 19136230, 21020761, 21020893, 21021366, 8000039, 8000073, 88927881, 88927882, 9000785, 9000791, 9000802, 9000833, 9000839, 9000840, 9000847, 9000859, 9000870, 9000872, 96473777, 8000066, 9000801, 10465459, 9000795

Aplicação / Application: YALE: Empilhadeira com motor vortec V6 4.3, BUICK: Century, Custom, Limited, Regal LS, Century Custom, CHEVROLET - GM: Blazer 2WD, Trail/Pick-up, Cavalier, Impala, Lumina, Malibu, Monte Carlo, Venture APV, Optra 1.8, GMC: Jimmy 2WD / Envoy, OLDSMOBILE: Achieva, Alero, Bravada 2WD, Cutlass/Sedan, Silhouette APV, PONTIAC: Grand AM, Prix, Montana, Sunfire, Transport, HYSTER: Lift Trucks H45XM, H50XL, H50XM, H55XM, H60XM, H65XM, S50XM, S60XL, S60XM, CADILLAC: CTS V6, SRX

Delco Equivalente / Replace

UF - 1.308/4 4 escovas / brushes

Especificações / Features: 12V, 1,1Kw - Escova / Brush: 4,8 x 14,8 x 13 mm (L x A x C / W x H x L)



Equivalente / Replace:

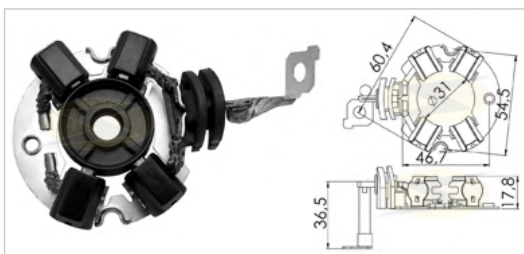
Partida / Starter: 8000071 - PG 260, 5N1511000AA, 5N1511000AB, B10JL07F, 10G0402

Aplicação / Application: FORD: Focus 2.0 16V mecânico (2005-2013), Ecosport 2.0 16V (2005-2013)

Delco Equivalente / Replace

UF - 1.325/4 4 escovas / brushes

Especificações / Features: 12V - Escova / Brush: 4,6 x 12 x 12,2 mm (L x A x C / W x H x L)



Equivalente / Replace: DELCO: 61007898M

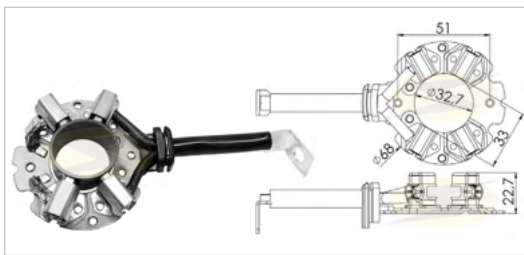
Partida / Starter: DELCO: 61008975P, 8000584, 8000818, CHEVROLET-GM: 24587020, 24580797, 24581746

Aplicação / Application: CHEVROLET - GM: Prisma (2013->), Celta (2011-2016), Celta Classic (2011-2017), Agile (2014), Spin 1.4 / 1.8 Flex (2016->), Montana (2015->), Onix (2013->), Cobalt

Delco Equivalente / Replace

UF - 1.342/4 4 escovas / brushes

Especificações / Features: 12V - Escova / Brush: 5 x 18 x 15 mm (L x A x C / W x H x L)



Equivalente / Replace: DELCO: 10453919, WAI: 69-121

Partida / Starter: DELCO: PG260L, 10465578, 12564108, 12570823, 3231471, 9000879


Aplicação / Application: CADILLAC: Escalade 5.7 (1999-2000), Escalade 5.8 (1998->), CHEVROLET: 2500 8.1 (2001-2002), Astro 4.3 (1992-2005), Avalanche 8.1 (2002->), Blazer 4.3 (1994-2000), C1500 5.7 (1996-1999), C2500 5.7 (1996-1999), C2500 7.4 (1994-2000), C3500 7.4 (1994-2000), C3500 8.1 (2001->), Express 5.0 (1999-2002), Express 5.7 (1999-2002), Express 7.4 (1999-2000), Express 8.1 (2001-2002), G10 5.7 (1996-1997), G1500 5.7 (1998->), G20 5.7 (1996-1997), G2500 5.7 (1998->), G30 5.7 (1996->), G30 7.4 (1996->), G3500 5.7 (1998->), G3500 7.4 (1998->), K1500 5.7 (1996-1999), K2500 5.7 (1996-1999), K2500 7.4 (1994-2001), K3500 7.4 (1994-2001), P30 4.3 (1996-1999), P30 5.7 (1996-1999), P30 7.4 (1996-1999), S10 4.3 (1996-1998), Silverado 6.0 (1999->), Silverado 8.1 (2001-2002),

Tahoe 5.7 (1995-2001), ISUZU: Hombre 4.3 (1997-2000), OLDSMOBILE: Bravada 4.3 (1996-2000), MERCURY, GM: Empilhadeiras c/ motor vortec 4.3

Delco Equivalente / Replace

UF - 1.346/4 4 escovas / brushes

Especificações / Features: **12V** - Escova / Brush: 4,5 x 20 x 15 mm (L x A x C / W x H x L)



Equivalente / Replace:


Partida / Starter: **DELCO**: 36100 4A160 , 8000 868, 8000 837, 8000 893

Aplicação / Application: **HYUNDAI**: HR 2.0 (2005->), H1 2.5 (2000-2021), Porter Pritsche/Fahrgestell (2003-2004), **KIA**: Bongo K2500 2.5 (2008-2021)

Delco Equivalente / Replace

UF - 1.351/4 4 escovas / brushes

Especificações / Features: **12V** - Escova / Brush: 4,6 x 12 x 12,2 mm (L x A x C / W x H x L)



Equivalente / Replace: **DELCO**: 61007897M

Partida / Starter: **DELCO**: 61009350, **BORGWARNER**: 61001603, **HYUNDAI**: 36100 03603

Aplicação / Application: **HYUNDAI**: HB20 (2016->), **KIA**: Picanto 1.0 (2011->)

Delco Equivalente / Replace

UF - 1.357/4 4 escovas / brushes

Especificações / Features: **12V** - Escova / Brush: 5 x 15 x 13 mm (L x A x C / W x H x L)



Equivalente / Replace:

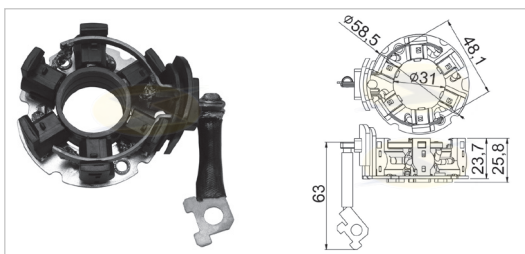
Partida / Starter: **DELCO**: QDJ1266A

Aplicação / Application: **CHERY**: Tiggo 2.0

Delco Equivalente / Replace

UF - 1.373/6 6 escovas / brushes

Especificações / Features: **12V** - Escova / Brush: 4,5 x 12 x 10 mm (L x A x C / W x H x L)



Equivalente / Replace:

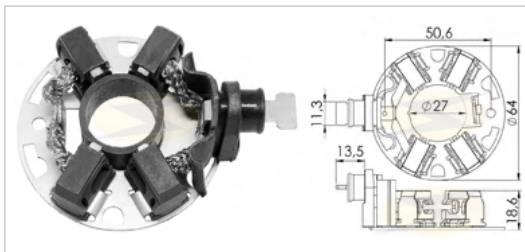
Partida / Starter: **BORGWARNER**: 61005417, **HYUNDAI/KIA**: 36100-04270

Aplicação / Application: **HYUNDAI**: HB20 1.0 (2021->), i20, **KIA**: Rio IV 1.0

Denso Equivalente / Replace

UF - 1.249/4 4 escovas / brushes

Especificações / Features: **12V**, Tipo / Type: **PMGR** - Escova / Brush: 4,5 x 12 x 12,3 mm (L x A x C / W x H x L)



(L x A x C / W x H x L)

Equivalente / Replace: 028510 7370

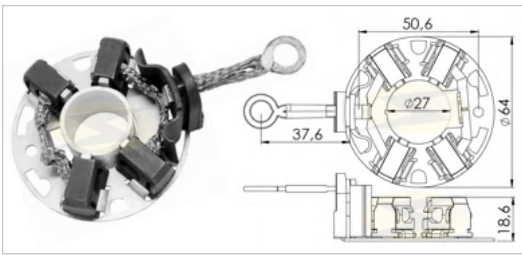
Partida / Starter: **DENSO**: 428000-7200, BC428000-8810, BC 428000 9391, BC 428000 9500, BC 438000 9500, 51911199, 80023936, 428000 9300, 56029852AA, BC438000 3370, BC438000 2590, 428000-7210, 428000-9300, 428000-9301, 438000-1270, **GM**: 12657797, **CHRYSLER**: 04801852AB, 04801839AB, 56029852AA, 56029852AB, **TOYOTA**: 28100-0Y220, **FIAT**: 80023936

Aplicação / Application: **FIAT**: Palio, Uno Vivace, Grand Siena, Siena, Mobi, Toro, **JEEP**: Wrangler 3.6 V6 (2012-2018), Renegade 1.8 Flex, Grand Cherokee 3.6 V6 (2012-2018), **DODGE**: Journey 3.6 V6, Grand Caravan 3.6 V6, Challenger 3.6 V6 (2011-2019), Charger 3.6 V6 (2011-2018), Durango 3.6 V6 (2011-2016), Ram 1500 3.6 V6 (2015-2016), **CHRYSLER**: 300 3.6 V6 (2011-2015), **TOYOTA**: Etios 1.3 (2013->), **CHEVROLET-GM**: S10

Denso Equivalente / Replace

UF - 1.250/4 4 escovas / brushes

Especificações / Features: 12V, Tipo / Type: PMGR - Escova / Brush: 4,5 x 12 x 12,3 mm



(L x A x C / W x H x L)

Equivalente / Replace:

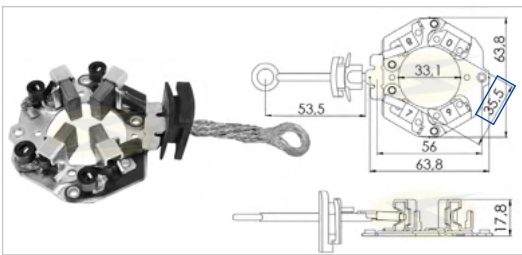
Partida / Starter: BC 438000-0920, 02M911021F, BC 438000 0921, 02M911021R

Aplicação / Application: **VOLKSWAGEN:** Fox, Golf 1.2 TSi, Polo 2.0, SpaceCross, Gol 2013, Voyage (2013→), Up! (2013→)

Denso Equivalente / Replace

UF - 1.259/4 4 escovas / brushes

Especificações / Features: 12V, 1,3Kw - Escova / Brush: 5,5 x 14 x 15 mm (L x A x C / W x H x L)



Equivalente / Replace:

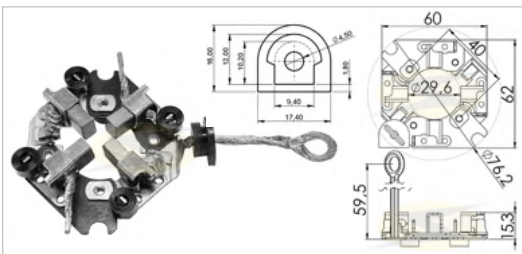
Partida / Starter: 428000-1650, 428000 8420, 428000 8422, 428000 8423, 428000 8424, 12663053, 4280007935, BJ3211001AC, BJ3211001AD, BJ3211001AE, A0061514501

Aplicação / Application: **LAND ROVER:** Freelander 2.0 Si4 4x4 / LR2 2.0, Range Rover Evoque 2.0 Si4 4x4, Discovery Sport 2.0L, **MINI:** Cooper, **MERCEDES BENZ:** C 180 2.1 Cdi, C 200 2.1 Cdi, C 220 2.1 Cdi, C 250 2.1 Cdi / 2.1 CDi 4-Matic, E 200 2.1 Cdi, E 220 2.1 Cdi, E 250 2.1 Cdi / 2.1 CDi 4-Matic, GLK 200 2.1 CDi, GLK 220 2.1 CDi / 2.1 CDi 4-Matic, GLK 250 2.1 CDi 4-Matic / 250 2.1 CDi, Sprinter 213 2.1 CDi / 313 2.1 CDi / 313 2.1 CDi 4x4 / 316 2.1 CDi / 316 2.1 CDi 4x4, Viano 2.0 CDi / 2.0 CDi 4x4 / 2.2 CDi / 2.2 CDi 4x4, Vito 113 2.1 CDi / 113 2.1 CDi 4x4 / 116 2.1 CDi / 116 2.1 CDi 4x4, **AUDI:** Q5

Denso Equivalente / Replace

UF - 1.285/4 4 escovas / brushes

Especificações / Features: 12V - Escova / Brush: 6,3 x 10 x 16 mm (L x A x C / W x H x L)



Equivalente / Replace:

DENSO: 028510 0560, 028510 0561, **HONDA:** 31231PA0006, **ISUZU:** 8942391100, **KUBOTA:** 1427863381, **MAZDA:** GE0124750, **SUZUKI:** 3117378310, 3117378311

Partida / Starter: **DENSO:** 0280003730, 0280005330, 0280005331, 0280005332, 0280005333, 0280005334, 0280005335, 0280006391, 0280006392, 0280006393, 0280006394, 0280006395, 0280006396, 0280006490, 0280006491, 0280006492, 0280006493, 0280006494, 0280006495, 0280006520, 0280006600, 0280006720, 0280006721, 0280006790, 0280006810, 0280006811, 0280006812, 0280006813, 0280006820, 0280006821, 0280006822, 0280006823, 0280007091, 0280007092, 0280007093, 0280007100, 0280007101, 0280007102, 0280007110, 0280007131, 0280007132, 0280007133, 0280007210, 0280007290, 0280007331, 0280007332, 0280007440, 0280007460, 0280007461, 0280007462, 0280007470, 0280007480, 0280007520, 0280007521, 0280007580, 0280007581, 0280007651, 0280007680,

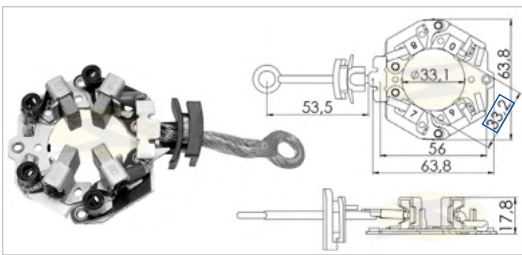
0280007681, 0280007720, 0280007760, 0280007980, 0280007981, 0280008010, 0280008160, 0280008200, 0280008590, 0280008690, 0280008700, 0280008730, 0280008770, 0280008921, 0280009010, 0280009020, 0280009090, 0280009091, 0280009470, 0280009500, 0280009501, 0280009570, 0280009680, 0280009810, 0280009900, 0280009901, 0280009902, 0280009960, 1280000010, 1280000290, 1280000670, 1280000680, 1280000920, 1280001070, 1280001200, 1280001210, 1280001310, 1280001610, 1280001620, 1280001760, 1280002050, 1280002170, 1280002420, 1280002430, 1280002500, 1280002540, 1280002680, 1280002700, 1280002940, 1280003230, 2280000160, 2280000170, 1280000350, 1280000351, 1280000461, 1280000600, 1280000690, 1280001311, 1280001360, 1280001621, 1280001861, 1280001862, 1280001863, 1280001890, 1280002431, 1280002550, 1280002551, 1280002640, 1280002660, 1280002670, 1280002860, 1280002861, 1280003621, 1280003641, 1280003730, 1280003740, 1280003741, 1280004480, 1280004671, 1280005230, 1280005650, 1280006230, 1280006240, 1280006750, 1280006890, 1280006891, 1280006970, 1280008130, 1280008650, 1280008660, 1280008670, 1280009540, 1523163015, 1523163016, 2280003380, 2280003381, 2280004310, 0280009490, **FORD:** 83BB11000BA, 83BB11000BB, 85GB11000CA, 86AB11000SA, 86AB11000TA, 86BB11000NA, 86BB11000SA, 87BB11000FA, 91AB11000DA, 91BB11000BA, **ISUZU:** 8941313560, 8941313562, 8942160641, 8942160642, 8944121420, **EFFA:** 300105, **TOWER HAFEL:** 462370895001

Aplicação / Application: **EFFA:** Pick-up, Van, **CN AUTO:** Towner Pick-up, Van, **CHANGAN:** Chana Pick-up, van, **HONDA:** Accord 1.6, Civic 1.2 / 1.5, Civic V 1.3 16V, Civic VI 1.4i / 1.5i, Civic 1.5L (1983 - 1995), **TOYOTA:** Carina 1.6, Celica 1.6, Corolla 1.2 / 1.3 / 1.6 (1984 - 1992), Corona 1.6 / 2.0, Cressida 2.0 RX3, HiAce 1.6, Hilux 1.6 / 2.0, LiteAce 1.3, Starlet 1.0, Empilhadeira 3FG15, **BOBCAT:** Mini pá carregadeira 322, **CATERPILLAR:** Máquinas diversas, **DAHLATSU:** Charade 1.0, Charmant 1.3 / 1.6, **FORD:** Escort 1.4, Fiesta 1.6 XR2i, Fiesta III 1.4, **SUBARU:** 1800 XT Coupé Turbo 4WD, Leone 1800 4WD, **SUZUKI:** Alto III 1.0, Alto IV 1.1, Baleno 1.3 / 1.6, Swift II 1.3 / 1.6, Wagon R+ 1.3

Denso Equivalente / Replace

UF - 1.309/4 4 escovas / brushes

Especificações / Features: 12V, Escova / Brush: 5 x 14 x 15,50 mm (L x A x C / W x H x L)



Equivalente / Replace:

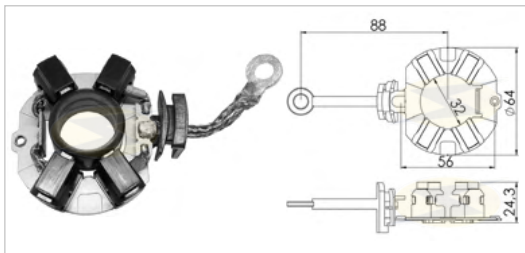
Partida / Starter: 438000-0470, 7645979, 428000-4490, 428000-8190, 428000-8421, 428000-8420, 428000-7400, **CHRYSLER:** 04801694AC, **LAND ROVER:** BJ3211001AB, BJ3211001AC, BJ3211001AD, **HONDA:** DU4R1

Aplicação / Application: **BMW:** 116 1.6 i (2007-2011), 116 2.0 i (2008-2011), 118 2.0 i (2006-2013), 120 2.0 i (2007-2013), 125 3.0 i (2007-2013), 130 3.0 i (2006-2011), 135 3.0 i (2007-2013), 316 1.6 i (2007-2013), 318 2.0 i (2007-2012), 320 2.0 i (2007-2013), 323 2.5 i (2005-2007), 325 2.5 i (2004-2011), 325 2.5 xi (2005-2011), 325 3.0 i (2007-2013), 325 3.0 i xDrive (2008-2013), 325 3.0 xi (2007-2008), 330 3.0 i (2004-2013), 330 3.0 i xDrive (2007-2013), 330 3.0 xi (2005-2012), 335 3.0 i (2006-2013), 335 3.0 i xDrive (2008-2013), 335 3.0 xi (2007-2010), 520 2.0 i (2007-2010), 523 2.5 i (2007-2011), 523 3.0 i (2009-2011), 525 2.5 i (2005-2010), 525 2.5 xi (2005-2010), 525 3.0 i (2007-2010), 525 3.0 i xDrive (2008-2010), 525 3.0 xi (2007-2010), 530 3.0 i (2005-2010), 530 3.0 i xDrive (2008-2010), 530 3.0 xi (2004-2010), 535 3.0 i (2010-2017), 535 3.0 i Gran Turismo (2009-2017), 535 3.0 i xDrive (2011-2016), 535 3.0 i xDrive Gran Turismo (2010-2017), 630 3.0 i (2004-2010), 730 3.0 i (2005-2015), 730 3.0 Li (2005-2015), 740 3.0 i (2008-2012), 740 3.0 Li (2008-2012), X1 3.0 xDrive 25 i (2010-2011), X1 3.0 xDrive 28 i (2009-2011), X3 2.5 Si (2006-2008), X3 2.5 xDrive 25 i (2008-2010), X3 3.0 Si (2006-2008), X3 3.0 xDrive 28 i (2011-2012), X3 3.0 xDrive 30 i (2008-2010), X3 3.0 xDrive 35 i (2010-2017), X5 3.0 Si (2006-2008), X5 3.0 xDrive 30 i (2008-2010), X5 3.0 xDrive 35 i (2010-2013), X6 3.0 xDrive 35 i (2008-2014), Z4 2.5 i (2005-2009), Z4 2.5 sDrive 23 i (2009-2011), Z4 2.5 Si (2006-2008), Z4 3.0 sDrive 30 i (2009-2011), Z4 3.0 sDrive 35 i (2009-2016), Z4 3.0 sDrive 35 is (2010-2016), Z4 3.0 Si (2006-2008), 328D 2.0 / X3 X Drive 2.0 / X1, **MINI:** Cooper, **TOYOTA:** Corolla, Auris, Avensis, Verso, Yaris, **HONDA:** New Civic 1.8/2.0 (2012-2016), **LAND ROVER:** Freelander 2.0 Si 4x4 (2012->), LR2 2.0 (2013-2014), Range Rover Evoque 2.0 Si4 4x4 (2011->), **JEEP:** Grand Cherokee 3.6 V6 4x4 (2010-2011)

Denso Equivalente / Replace

UF - 1.318/4 4 escovas / brushes

Especificações / Features: **12V**, Escova / Brush: 5,5 x 18,5 x 10,3 mm (L x A x C / W x H x L)



Equivalente / Replace:

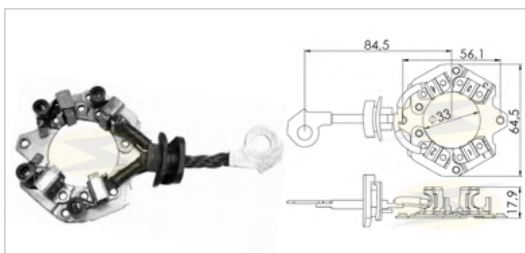
Partida / Starter: 28100-0L141, 28100-0L180, 28140-0L180, TG438000-1790, TG438000-0130

Aplicação / Application: **TOYOTA**: Hilux 3.0 Diesel (2012-2015), Hilux 2.8 Diesel (2016 - 2018), SW4 3.0 Diesel (2012-2015), SW4 2.8 Diesel (2016 - 2018)

Denso Equivalente / Replace

UF - 1.323/4 4 escovas / brushes

Especificações / Features: **12V** - Escova / Brush: 4,4 X 13,8 X 10 mm (L x A x C / W x H x L)



Equivalente / Replace:

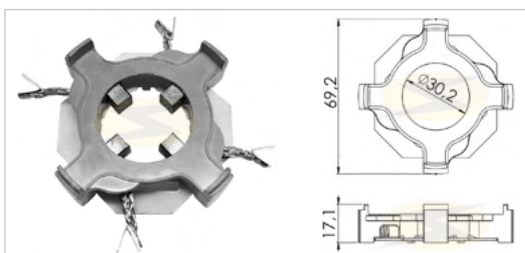
Partida / Starter: 428000-0670, 428000-0680, 428000-0700, 428000-1640, 428000-1750

Aplicação / Application: **BMW**: 525i (2003-2004), 530i (2003-2004), 320i (2003-2005), 325i (2002-2006), 330i (2003-2006), X3 (2004-2006), Z4 (2003-2005), **TOYOTA**: Avenis 1.6 / 2.0 (2003-2009), Corolla 1.6 (2004-2007) / 1.8 (2001-2007)

Denso Equivalente / Replace

UF - 1.327/4 4 escovas / brushes

Especificações / Features: **12V** - Escova / Brush: 6,5 X 8 X 10 mm (L x A x C / W x H x L)



Equivalente / Replace: **DENSO**: 28514-5020

Partida / Starter: **DENSO**: 028000 2551 / 9490, 028108 5010, 128000 / 2520 / 2621 / 2890 / 2980 / 3250 / 3251 / 3260 / 3261 / 3262 / 3540 / 3650 / 3651 / 4020 / 4030 / 4031 / 4032 / 4270 / 4290 / 4291 / 4430 / 4520 / 4530 / 4531 / 4532 / 4700 / 4800 / 4870 / 5010 / 5500 / 5650 / 6550 / 6980 / 7050 / 7051 / 7110 / 7150 / 7160 / 7480 / 7490 / 7580 / 7581 / 7720 / 7740 / 7860 / 7940 / 8040 / 8540 / 8920 / 8930 / 9170 / 9171 / 9210 / 9360 / 9362 / 9363 / 9980 / 9981, 228000 0120 / 0121 / 0670 / 0671 / 0770 / 1250 / 1870 / 2210 / 2211 / 2212 / 2213 / 2214 / 2420 / 2640 / 3270 / 3271 / 3340 / 3341 / 4620 / 4890 / 4891 / 4910 / 5160 / 5780 / 6300 / 7190 / 7850 / 7851 / 7860 / 7990 / 7991 / 8020 / 8291 / 8350 / 8740 / 8830 / 8831 / 9180 / 9181 / 9182 / 9261 / 9480 / 9481 / 9580 / 9710, 428000 0230 / 0490 / 0950 / 1000 / 1240 / 1241 / 1243 / 2341 / 2741 / 3120 / 3130 / 3460 / 4140 / 5060 / 5790 / 5800 / 6610 / 6600 / 6681, DSN931, **CASE**: TR95D9966, **HONDA**: 31200

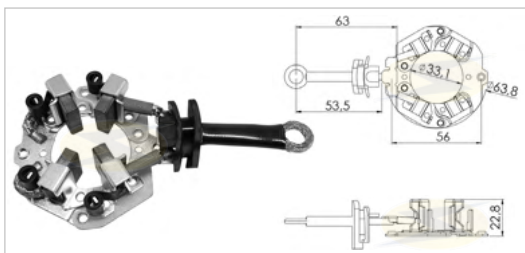
PH9 004, 31200 ZJ1 841 / 842, DV4DY, **JOHN DEERE**: AM104559, AM105575, AM108390, AM108615, AM109408, AM132303, AM133636, AM133646, AM134946, AW26844, MIA19046, SE501847, **KAWASAKI**: 21163 1147 / 2070 / 2073 / 2077 / 2081 / 2089 / 2093 / 2101 / 2109 / 2114 / 2118 / 2120 / 2127 / 2130 / 7002 / 7014 / 7015 / 7020 / 7023, **KOHLER**: 12 098 03, 12 098 17, 24 098 01, 28 098 02, **KUBOTA**: 12 181 63011, 12 182 63011, 12 183 63011, 12 183 63012, 12 498 63010, 12 499 63010, E7 195 63010, **LESTER**: 16880, 17187, 17439, 17601, 17604, 17628, 17946, 18009, 18010, 18011, 18012, 18048, 18196, 18266, 18404, 18425, 18450, 18504, 18511, 18512, 18533, 18549, 18871, 18873, 18982, 18983, 18985, 19169, 19509, 19558, 19617, **MITSUBISHI**: MD141311, MD15981, MD184420, **TOYOTA**: 28100 31040 / 31041 / 31071 / 87803,

Aplicação / Application: **HONDA**: NEW FIT 1.2/1.4/1.5, NEW CITY 1.4/1.5, GX610K1, GX670, GX670K1, GXV620, GXV670, 24HP, **FORD**: Escort, Fiesta 1.2 / 1.3, **MAZDA**, **BOMAG**, **BOMBARDIER**, **BUSH HOG**, **CHEVROLET**: Spectrum (1985-1988), **CUB CADET**, **CUSHMAN**, **DEINES**, **EXMARK**, **GEO**, **GRASSHOPPER**, **GRAVELY**, **ISUZU**, **JOHN DEERE**, **KAWASAKI**, **KENO**, **KOHLER**, **KUBOTA**, **LYNX**, **MASSEY FERGUSON**, **NEW HOLLAND**, **SCOTTES**, **SKI-DOO**, **SPLIT-FIRE**, **STONE**, **TCM**, **TORO**, **WACKER**, **YAMAHA** *(CONFIRA TODAS AS APLICAÇÕES NO SITE UNIFAP.COM.BR / Check all applications at our website unifap.com.br)

Denso Equivalente / Replace

UF - 1.334/4 4 escovas / brushes

Especificações / Features: **12V** - Escova / Brush: 5,5 X 19 x 15,5 mm (L x A x C / W x H x L)



Equivalente / Replace: **HONDA**: 31225-RYE-A01, **HYUNDAI**: 36159-25300

Partida / Starter: **DENSO**: 7631558, 428000-9130, 428000-5510, 428000-5511, DSN967, 4280004120, 4280004590, 4280005380, 4280005480, 4280005511, 4280005580, 4280005660, 4280006190, 4280006780, 4280007030, 4280007040, 4280007470, 4280007930, 4280007931, 4280007933, 4280007934, 4280007936, 4280007937, 4280007980, 4280008010, 4280008280, 4280009550, 4280009650, 4280009700, 4380001460, 4380001462, 4380001790, 428000-9260, TN438000-2410, 438000-2410, 428000-5380, 438000-0140, **GM**: 12663052, **HYUNDAI**: 36100-2E301

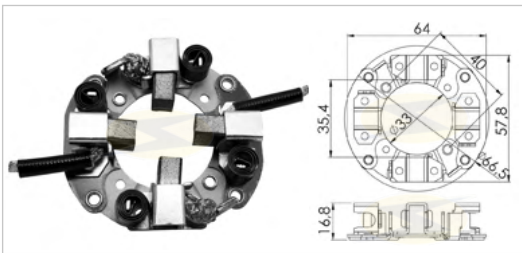
Aplicação / Application: **MERCEDES BENZ**: C 180 2.1 CDi (2011 – 2014), C 200 2.1 CDi (2010 – 2014), C 220 2.1 CDi (2008 – 2014), C 250 2.1 CDi (2008 – 2014), C 250 2.1 CDi 4-Matic (2010 – 2014), CLS 250 2.1 BlueTec (2011 ->), CLS 250 2.1 CDi (2011 ->), E 200

2.1 BlueTec (2009 ->), E 200 2.1 CDi (2009 ->), E 220 2.1 BlueTec (2009 ->), E 220 2.1 CDi (2009 ->), E 250 2.1 BlueTec (2009 ->), E 250 2.1 BlueTec 4-Matic (2009 ->), E 250 2.1 CDi (2009 ->), GLK 200 2.1 CDi (2010 – 2018), GLK 220 2.1 CDi 4-Matic (2018) , GLK 250 2.1 CDi 4-Matic (2009 – 2015), Mixto 113 2.1 CDi (2010 ->), Mixto 116 2.1 CDi (2010 ->), SLK 250 2.1 CDi (2012 ->), SLK 250 2.1 D (2012 ->), Sprinter 213 2.1 CDi (2009 – 2016), Sprinter 313 2.1 CDi (2006 – 2016), Sprinter 313 2.1 CDi (2011 – 2016), Sprinter 313 2.1 CDi 4x4 (2006 – 2016), Sprinter 316 2.1 CDi (2009 ->), Sprinter 316 2.1 CDi 4x4 (2009 ->), Viano 2.0 CDi (2010 ->), Viano 2.0 CDi 4-Matic (2010 ->), Viano 2.2 CDi (2010 ->), Viano 2.2 CDi 4-Matic (2010 ->), Vito 113 2.1 CDi (2010 ->), Vito 113 2.1 CDi 4x4 (2010 ->), Vito 116 2.1 CDi (2010 ->), Vito 116 2.1 CDi 4x4 (2010 ->), **BMW**: 550 4.4 i (2009-2012), 650 4.4 i (2010->), 750 4.4 i (2008-2012), X5 4.4 (2009->), X6 4.4 (2007->), 760 6.0 (2010-2015), Série 1 / 3 / 6 (2010->), **ACURA**: MDX 3.7 (2007-2009), RL 3.7 (2009-2010), TL 3.5 (2009-2011), RL 3.7 (2009-2010), TL 3.5 (2009-2011), **HONDA**: Accord 3.5 (2008-2012), Accord Crosstour 3.5 (2010-2011), Crosstour 3.5 (2012->), Odyssey 3.5 (2007-2013), Pilot 3.5 (2009-2015), Ridgeline 3.5 (2009-2014), **HYUNDAI**: Creta 2.0 (2017), **KIA**: Carens 2.0 (2013->), Soul 1.6 (2014->), **GM**: Equinox (2018-2020), Captiva, Cobalt

Denso Equivalente / Replace

UF - 1.341/4 4 escovas / brushes

Especificações / Features: 12V - Escova / Brush: 7 x 13 x 15,5 mm (L x A x C / W x H x L)



Equivalente / Replace:

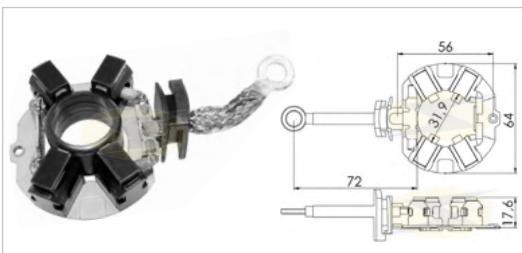
Partida / Starter: **DENSO:** 028000-3590, 028000-8320, 028000-8321, **KUBOTA:** 1550463010

Aplicação / Application: **KUBOTA:** Motor DM1102 (1981), Trator B2150DT / B9200DT, Escavadeira B1902, **MARINE:** Motor 5424 M-30

Denso Equivalente / Replace

UF - 1.344/4 4 escovas / brushes

Especificações / Features: 12V - Escova / Brush: 5,5 x 13,4 x 12 mm (L x A x C / W x H x L)



Equivalente / Replace:

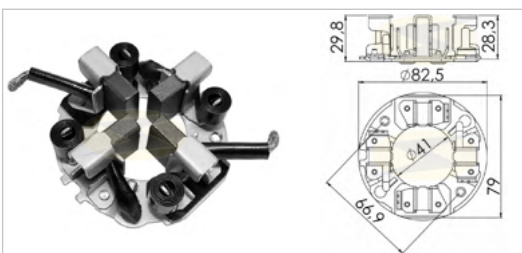
Partida / Starter: **DENSO:** 438000-0475, 438000-0473, 438000-0471, MS438000-1010, **BMW:** 7645979, **VW:** 06M 911 024

Aplicação / Application: **BMW:** 216 1.5 i (2014-2018), 218 1.5 i (2014-2017), 220 2.0 i (2014-2015), 225 2.0 i (2013->), 225 2.0 i xDrive (2014->), X1 1.5 sDrive 18 i (2014-2017), X1 2.0 sDrive 20 i (2015->), X1 2.0 xDrive 25 i (2014->), **MINI:** Mini Cooper Clubman (2016->) 2.0

Denso Equivalente / Replace

UF - 1.349/4 4 escovas / brushes

Especificações / Features: 24V - Escova / Brush: 7,8 x 24,8 x 21 mm (L x A x C / W x H x L)



Equivalente / Replace:

Partida / Starter: **DENSO:** 428000-7100, 228000-5641, **IVECO:** 99432760, **CUMMINS:** 4996707

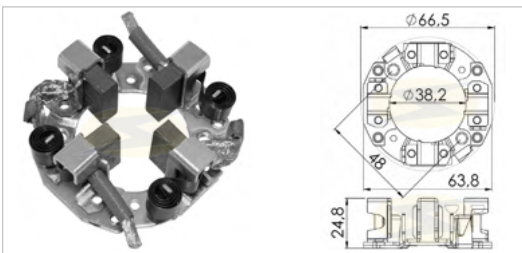
Aplicação / Application: **NEW HOLLAND:** Retroescavadeira LB90, Plataforma, Guindaste, Gerador, Rolo compactador com Motor CUMMINS ISB 6.7, **CASE:** 1840 (1990->), 1845 C (1987->), 580 (1982-1994), 590 CK (1992->), 590 L (1992->), 6000 (1985->), 6500 (1985->), **IVECO:** 180 E 24 7.8 (1999-2004), 180 T 27 7.8 (2005->), 190 E 24 7.8 (1999-2004), 190 E 27 7.8 (1998->), 190 E 31 7.8 (1999-2004), 190 E 35 7.8 (1998-2004), 190 S 27 7.8 (2004->), 190 S 30 7.8 (2004->), 190 S 31 7.8 (2003->), 190 S 33 7.8 (2006->), 190 S 35 7.8 (2003->), 190 S 36 7.8 (2007->), 190 T 31 7.8 (2004->), 190 T 33 7.8 (2006->), 190 T 35 7.8 (2004->), 260 E 24 7.8 (1999->), 260 E 27 7.8 (1999-2004), 260 E 31 7.8 (1999-2004), 260 E 35 7.8 (1999-2004), 260 S 27 7.8 (2004->), 260 S 30 7.8 (2004->), 260 S 31 7.8 (2003->), 260 S 35 7.8 (2003->),

260 S 36 7.8 (2007->), 260 T 31 7.8 (2004->), 260 T 33 7.8 (2006->), 260 T 35 7.8 (2004->), 260 T 36 7.8 (2004->), 340 E 35 7.8 (1999-2004), 340 T 36 7.8 (2006->), 380 E 35 7.8 (2000-2004), 380 T 33 7.8 (2006->), 380 T 36 7.8 (2004->), 380 T 36 7.8 (2006->), 400 E 31 7.8 (1998->), 400 E 35 7.8 (1998-2005), 400 T 36 7.8 (2004->), 410 E 35 7.8 (2000-2004), 410 T 36 7.8 (2006->), 440 E 31 7.8 (1998->), 440 E 35 7.8 (1998->), 440 S 31 7.8 (2003->), 440 S 33 7.8 (2006->), 440 S 35 7.8 (2003->), 450 E 32 T 7.8 (2008-2011), 450 S 33 T 8.7 (2012->), 460 S 36 T 8.7 (2012->), 530 S 36 T 8.7 (2012->)

Denso Equivalente / Replace

UF - 1.354/4 4 escovas / brushes

Especificações / Features: 12V - Escova / Brush: 6,8 x 20 x 16 mm (L x A x C / W x H x L)



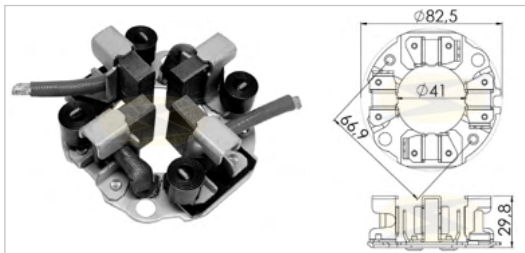
Equivalente / Replace:

Partida / Starter: **DENSO:** 428000 - 5950, 428000-4880, 438000-1511, 428000-1620, 428000-1630, 428000-3180, 428000-3960, 428000-4640, 428000-4810, 428000-4920, 428000-7221, 428000-7721, **LAND ROVER:** FPLA-11001-BB

Aplicação / Application: **LAND ROVER:** Discovery 3 2.7 (2012), Range Rover Diesel, Freelander, Discovery 3.0 TD 4x4 Diesel (2011-2017), Discovery 3.0 SDV6 4x4 Diesel (2009-2020), Discovery 3.0 TD 4x4 Diesel (2009-2020), Range Rover 3.0 SDV6 Híbrido 4x4 (2014-2020), Range Rover 3.0 TDV6 4x4 Diesel (2012-2020), Range Rover Sport 3.0 SDV6 4x4 Diesel (2013-2020), Range Rover Sport 3.0 TDV6 4x4 Diesel (2013-2020), Range Rover Sport 3.0 SDV6 Híbrido 4x4 (2013-2020), Range Rover Sport 3.0 D 4x4 Diesel (2010-2013), Discovery 2.7 TD (2004-2009), Range Rover Sport 2.7 TDV6 (2005-2009), Range Rover 3.0 TDV6 4x4 2993cc (2012-2020), **CITROEN:** C4 2.0 HDi (2004-

2013), C4 2.0 HDi Grand Picasso (2009->), C4 2.0 HDi Picasso (2007-2010), C4 Spacetourer 2.0 (2018->), C5 2.0 HDi (2004-2015), C5 2.2 HDi (2004->), C5 2.7 HDi (2008->), C6 2.7 HDi (2005-2008), C8 2.0 HDi (2002-2006), Dispatch 2.0 HDi 4x4 (2011->), DS4 2.0 (2014->), DS4 2.0 HDi (2011-2014), DS5 2.0 HDi (2011-2014), Grand C4 Spacetourer 2.0 HDi (2018->), Jumpy 2.0 (2016->), Jumpy 2.0 HDi (2007-2016), Xsara 2.0 HDi (2000-2005), Xsara Hatch 1.9 (2000-2005), Jumpy 2.0 HDi (2007->), **PEUGEOT:** 3008 1.6 (2018->), 3008 2.0 (2015-2016), 3008 2.0 HDi (2011-2016), 3008 2.0 Hybrid (2011-2016), 307 2.0 HDi (2003->), 308 2.0 HDi (2012-2013), 308 CC 2.0 HDi (2009->), 308 SW 2.0 HDi (2011-2014), 406 2.0 HDi (2001-2004), 406 2.2 HDi (2000-2004), 407 2.0 HDi (2004-2009), 407 2.7 HDi (2005-2008), 407 SW 2.0 HDi (2004->), 5008 1.6 (2018->), 5008 2.0 (2018->), 5008 2.0 HDi (2009-2016), 508 2.0 (2018->), 508 2.0 HDi (2010-2014), 508 2.0 HDi AWC (2010->), 508 SW 2.0 HDi (2010-2014), 508 SW 2.0 HDi Hybrid (2011->), 607 2.0 HDi (2005->), 607 2.7 HDi 24V (2004->), 807 2.0 HDi (2006-2009), Boxer 2.0 HDi (2015->), Expert 2.0 (2016->), Expert 2.0 HDi (2007-2016), Expert 2.0 HDi 4x4 (2007-2011), RCZ 2.0 HDi (2010->), Traveller 2.0 HDi (2016->), **FIAT:** Scudo 2.0 (2007->), Scudo 2.0 Multijet (2007-2011), Scudo 2.0 Multijet 4x4 (2007-2011), **LEXUS:** LX570 5.7 (2008-2011), IS 2.2 D (2010->), IS 220 2.2 D (2005->), **TOYOTA:** Sequoia 5.7 (2008-2011), Auris 2.0 D-4D (2007->), Auris 2.2 D (2007->), Avensis 2.0 D-4D (2006-2011), Avensis 2.2 D-4D (2005->), Corolla 2.2 D-4D (2006->), Corolla 2.2 D-4D Verso (2005->), Land Cruiser 5.7 (2008-2011), RAV4 2.2 D-4D (2006-2008), Tundra Pickup 5.7 (2007-2011), Verso 2.0 D-4D (2009-2012), **AUDI:** Q7 3.0 TDi (2007-2015), **PORSCHE:** Cayenne 3.0 D (2010-2011), Cayenne 3.0 Diesel (2010-2011), Panamera 3.0 Diesel (2011->), **VW:** Touareg 3.0 TDi (2010-2011), Touareg 3.0 V6 TDi (2010-2014).

Denso Equivalente / Replace



UF - 1.359/4 4 escovas / brushes

Especificações / Features: **12V** - Escova / Brush: 7,8 x 24,8 x 21 mm (L x A x C / W x H x L)



Equivalente / Replace:

Partida / Starter: **DENSO**: 428000-1190, 428000-3330, 428000-3331, 428000-6110, 428000-5940, 438000-4570, 428000-8760,

CUMMINS: 4982056, 5442263, 40900084, 4934925, **CHRYSLER**: 05086932AA, 68002981AA, 68049020AA, **JOHN DEERE**: RE531501

Aplicação / Application: **DODGE**: Ram 2500 5.9 (2001-2008), Ram 2500 6.7 (2007-2010), Ram 3500 5.9 (2001-2008), Ram 4000 5.9 (2005-2008), **CUMMINS**

Denso Equivalente / Replace



UF - 1.370/4 4 escovas / brushes

Especificações / Features: **12V** - Escova / Brush: 9,9 x 40 x 11,3 mm (L x A x C / W x H x L)



Equivalente / Replace:

Partida / Starter: **DENSO**: 428000-0120, 428000-0121, **JOHN DEERE**: RE15843, RE522851, SE501862

Aplicação / Application: **JOHN DEERE**: Tratores 7700, 9220 4WD (2001-2007), 9320 4WD (2001-2007), 9320T (2001-2007), 9420 (2001-2007), 9420T (2001-2007), 9520 (2001-2007), 9520T (2002-2007), 9620 (2004-2007), 9620T (2004-2007), Colheitadeira 9860 (2003-2007), Motores 6125AFM01 (2000-2007), 6125AFM75 (2004-2007), 6125SFM75 (2004-2007)

Denso Equivalente / Replace



UF - 1.371/4 4 escovas / brushes

Especificações / Features: **24V** - Escova / Brush: 9,9 x 40 x 11,3 mm (L x A x C / W x H x L)

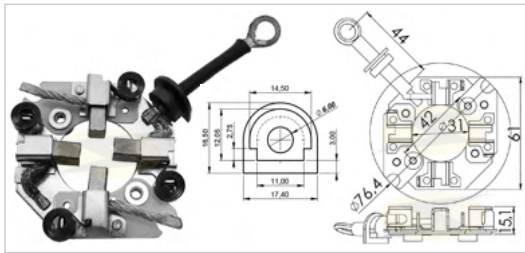


Equivalente / Replace:

Partida / Starter: **CATERPILLAR**: 2886976, **PERKINS**: 2873K414, 2873K413, **WAI**: 19859N, **DENSO**: 428000-0130, 428000-0131, 428000-0131, 428000-3860, **J&N**: 410-52424, **JOHN DEERE**: RE506826, RE515895, RE522852, **LESTER**: 19859

Aplicação / Application: **CATERPILLAR**: 320D, 320DGC, 320DL, 323DL, 938H, AP1000E, AP1055E, C6.6, IT38H, **JOHN DEERE**: 370E 13.5, 744E, 744H, 744J, 7450, 1050K, Motor 12.5 (2000-2007), Motor 12.5 (2004-2007), Motor 12.5 (2004-2007), 7750, 7760, 410E 13.5, 824J, 824K, 944K, 450CLC, 460E 13.5, 844J, 844K, S680 STS, 7350, 7380

Effa Equivalente / Replace



UF - 1.340/4 4 escovas / brushes

Especificações / Features: **12V** - Escova / Brush: 6,5 x 11 x 17 mm (L x A x C / W x H x L)

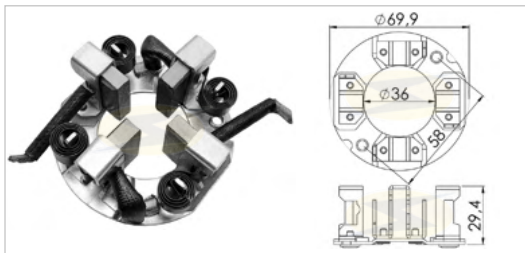


Equivalente / Replace:

Partida / Starter: **EFFA**: 300105, 462 3708950 01, 4650 208950, EFF030, QD1127

Aplicação / Application: **CHANA**: Pick-Up, Furgão, Van, **EFFA**: Pick-Up, Furgão, Van, **TOWNER**: Pick-Up, Furgão, Van

Faw Equivalente / Replace



UF - 1.339/4 4 escovas / brushes

Especificações / Features: **12V** - Escova / Brush: 7 x 25 x 17 mm (L x A x C / W x H x L)



Equivalente / Replace:

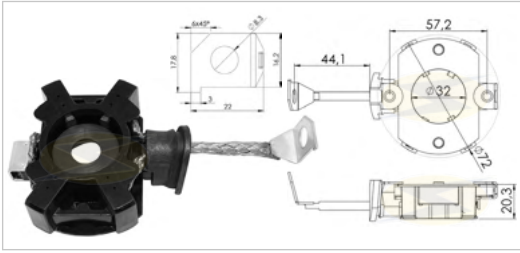
Partida / Starter: **FAW**: QDJ1409E, QDJ1407A, QDJ1407B

Aplicação / Application: **WEICHAI**: MOTORES/ ENGINES 4102 - 4105, **XICHA**: 4DW, **XINCHANG**: XC490 -QC495

Ford / Motorcraft **Equivalente / Replace**

UF - 1.108/4 4 escovas / brushes

Especificações / Features: 12V - Escova / Brush: 4,6 x 16 x 14 mm (L x A x C / W x H x L)



Equivalente / Replace: F3RZ11002C, F3RZ11061A, F3RZ11061C

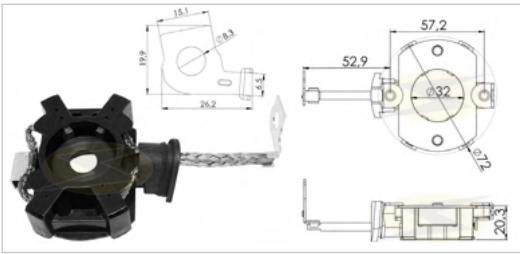
Partida / Starter: F77211002AA, 93BB11000, 93BB11000HB, 93BB11000JB, 93BB11000JC, 93BB11000KA, 93BB11000KB, 93BB11000KC, 93BB11000KD, F37U11131BA, F37U11131AA, F87U-11000-A2B

Aplicação / Application: **FORD:** Bronco, Ecosport, Expedition, Expedition 6cl, Explorer 4.0 L V6, Mustang V6, Ranger, Windstar V6, Escort 1.6 16V / 1.6 16V XR3 / 1.6i 16V / 1.8 16V / 1.8i 16V / 1.8i 16V XR3, F1000 4.0, Maverick 2.0 16V, Mondeo 1.6i / 1.6i 16V / 1.8i / 1.8i 16V / 2.0 16V / 2.0i 16V, **MAZDA:** Tribute 2.0 DX

Ford / Motorcraft **Equivalente / Replace**

UF - 1.109/4 4 escovas / brushes

Especificações / Features: 12V - Escova / Brush: 4,6 x 16 x 14 mm (L x A x C / W x H x L)



Equivalente / Replace: E90Z11061A, E90Z11061B, E90Z11061C


Partida / Starter: SB-33, SB-33S, SB-337, SB-348, SB-353, SB-356, E90F11000AA, E90F11000BA, E95F11000AA, E95F-11000BA, F02F11000AA, F07U11000AA, F07UAA716A, F07U11000BA, F0CF11000AA, F0CF11000BA, F0OU11000AA, F13U11000AA, 1057652, 1057654, 1057661, 1076141, 1085273, 1087280, 1367529, 1X4U11000AA, 3852582, 5029143, 6775703, 6775704, F0TZ11002B, XS6U11000AD, XS6U11000AC

Aplicação / Application: **FORD:** Contour-4 / 6cl, Courier, Fiesta, Ka, Mercure Sable 6cl 3.0l, Van Windstar 6cl, Countor 2.0 / GL / LX / SE, Escape 2.0, Escort 1.6 16V / 1.6 16V XR3 / 1.6i 16V / 1.8 16V / 1.8i 16V / 1.8i 16V XR3, Focus 1.8i 16V / 2.0 16V / 2.0 LE / 2.0 LX / 2.0 RS / 2.0 S2 / 2.0 SVT / 2.0 ZTS / 2.0 ZTW / 2.0 ZX3 / 2.0 ZX5, Mondeo 1.6i / 1.6i 16V / 1.8i / 1.8i 16V / 2.0 16V / 2.0i 16V, Transit Connect 1.8 16V / TDCi, Windstar, **MERCURY:** Cougar 2.0, Mystique 2.0 / GS / LS

Ford / Motorcraft **Equivalente / Replace**

UF - 1.137/4 4 escovas / brushes

Especificações / Features: 12V - Tipo / Type: PMGR - Escova / Brush: 6 x 12,7 x 13,35 mm



(L x A x C / W x H x L)

Equivalente / Replace:

Partida / Starter: 96BB11000AA7, 19 BI, 96FB11000MG, 95FB 11000ME, 1061458, 1063999, 1064000, 1067622, 1104965, 1120214, 1140757, 1151216, 1151642, 1197912, 1218885, 1229427, 1233234, 1233277, 1237323, 1250901, 1251700, 1254222, 1300504, 1325943, 1366473, 1366986, 1368970, 1379702, 1379703, 1386127, 1387091, 1465010, 1469712, 1473072, 1477482, 1477973, 1478129, 4443760, 4587107, 4635595, 7177333, 1S7U11000AA, 1S7U11000AB, 1S7U11000AC, 1S7U11000AD, 1S7U11000AE, 1S7U11000AF, 2S6U11000EA, 2S6U11000EB, 2S6U11000EC, 2S6U11000ED, 2S6U11000EE, 2S7T11000AA, 2T1411000AA, 2T1411000BA, 2T1411000BB, 2T1411000BC, 2T1411000CA, 3M5T11000AB, 3M5T11000AC, 3M5T11000AD, 3M5T11000AE, 3M5T11000CB, 3M5T11000CC, 3M5T11000CD, 3M5T11000CE, 3M5T11000CF, 3S7T11000AC,


3S7T11000AD, 4M5T11000AA, 4M5T11000AB, 4M5T11000AC, 4S4T11000AA, 6G9N11000AA, 6G9N11000AB, 6G9N11000BB, 6G9N11000JA, 6G9N11000JB, 6S4T11000AA, 7G9N11000AB, 7G9N11000AC, 96BB11000AA, 96BB11000AB, 96FB11000MD, 98AB11000CB, 98AB11000CC, 98AB11000CD, F7RU11000AA, R93BB11000AC, XS7U11000C4A, XS7U11000CB, YS4U11000AA, YS4U11000AB, YS4U11000BA, YS4U11000DA, YS4U11000DB, 2N15-11000-AA

Aplicação / Application: **FORD:** B-Max 1.6 TDCi, C-Max 1.6 TDCi / 1.6 Ti, Courier 1.5 TDCi / 1.6 TDCi, Escort Vi 1.8i, Fiesta V 1.4 TDCi / 1.6 TDCi, Fiesta Vi 1.4 TDCi, Focus 1.4 / 1.6 / 2.0 / 2.0i 16V, Focus 1.6 16V (2013-2017), Sigma 1.6, Fusion 1.4 TDCi / 1.6 TDCi, Galaxy 2.0 / 2.3, Ka 1.3, Maverick 2.3, Mondeo 1.6 / 1.8 / 2.0 / 2.0 TDCi / 2.5 / 3.0, Ka, Escort, Fiesta, Contour Lx / Se / Sport, Focus Le / Lx / S2 / Se / Street / Svt / Zts / Ztw / Zx5, **MERCURY:** Cougar, Mystique Gl / Ls, **JAGUAR:** X-Type 2.1 V6 / 2.5 V6 / 3.0 V6, **MAZDA:** 2 1.4 CD, 2 1.6 CD, 3 1.6 Di Turbo, Tribute 2.3 / 3.0 V6, **VOLVO:** C30 1.6 / 1.8 / 2.0 / 2.5, C70 2.5, S40 1.6 / 1.8, S60 2.4 / 2.5, V40 2.0, V50 1.6, V70

Ford / Motorcraft **Equivalente / Replace**

UF - 1.176/4 4 escovas / brushes

Especificações / Features: 12V - Tipo / Type: PMGR - Escova / Brush: 4,5 x 16 x 16,2 mm



(L x A x C / W x H x L)

Equivalente / Replace: F81U11434AA

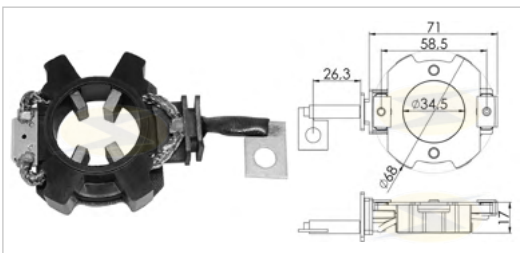
Partida / Starter: F81Z11002AA, XL1Z11002AA, XW4U11000CG, XW4Z11002CG, 1L2U11000AA

Aplicação / Application: **FORD:** Courier, Ranger, F-150, 4.6l / 5.4l V8 (1999→2001), 6.8l V10, F-100, Explorer 4.6, Transit, 4.6l V8 (1999→2001), 5.4l V8 (2000→2001), 6.8l V10 (2000→2001), Excursion, Expedition, Thunder Bird, **LINCOLN:** Blackwood, Navigator

Ford / Motorcraft **Equivalente / Replace**

UF - 1.177/4 4 escovas / brushes

Especificações / Features: 12V - Tipo / Type: PMGR - Escova / Brush: 4,8 x 13 x 12 mm



(L x A x C / W x H x L)

Equivalente / Replace:

Partida / Starter: 10455505, **DAEWOO:** AA10018400

Aplicação / Application: **FORD, EURO, DAEWOO:** Towner

Ford / Motorcraft **Equivalente / Replace**

UF - 1.183/4 4 escovas / brushes

Especificações / Features: 12V - Escova / Brush: 8,2 x 19,2 x 22,3 mm (L x A x C / W x H x L)



Equivalente / Replace: F7RU11434BA, F7RUBA

Partida / Starter: 4878768, 97BB11000BB, 97BB11000BC, 97CA11000AB, 97VB11000A, 97VB11000AA, 97VB11000AB, 97VB11000B, 97VB11000BA, 98AB11000AC, 98AB11000BC, 98VB11000B1A, 98VB11000B3A, 98VB11000BA, F3RZ11002A, F3RZ11002B, F3RZ11002C, F50Y11002A, F87U11000, YC1U11000AB

Aplicação / Application: **FORD:** F-100, F-1000, Courier, Ranger Diesel, Transit, Orion, C-Max 2.0 TDCi, Escort 1.8 Diesel / 1.8 Diesel Express / 1.8 TD / 1.8 TD Express, Fiesta 1.8 Diesel / 1.8 TD, Focus 1.8 TD / 1.8 TDCi / 1.8 TDDi / 2.0 TDCi, Galaxy 2.0 TDCi, Grand C-Max 2.0 TDCi, Mondeo 1.8 TD / 2.0 Di/TDDi 16V / 2.0 TDCi / 2.0 TDCi/TDDi 16V / 2.0 TDDi 16V / 2.2 TDCi, S-Max 2.0 TDCi, Transit 2.0 Diesel / 2.2 TDCi / 2.4 Diesel / 2.4 TDCi / 2.5 Diesel / 2.5 DTi / 2.5 TD / 2.5 TDi, **JAGUAR:** X-Type 2.2 Diesel, **MAZDA:** 121 1.8 Diesel, **VOLVO:** C30

2.0 Diesel, C70 2.0 Diesel, S40 2.0 Diesel, S80 2.0 TDi, V50 2.0 Diesel, V70 2.0 Diesel

Ford / Motorcraft **Equivalente / Replace**

UF - 1.252/4 4 escovas / brushes

Especificações / Features: 12V - Escova / Brush: 5,8 x 13 x 14 mm (L x A x C / W x H x L)



Equivalente / Replace:

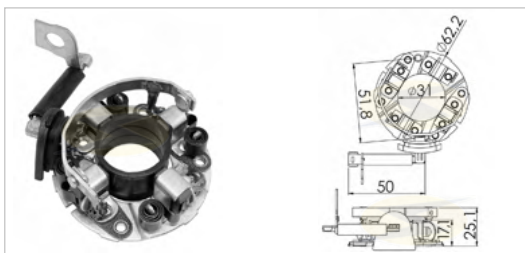
Partida / Starter: XS6U-11000-B4A

Aplicação / Application: **FORD:** Fiesta, Fiesta Street, Ka, Courier

Ford / Motorcraft **Equivalente / Replace**

UF - 1.353/4 4 escovas / brushes

Especificações / Features: 12V - Escova / Brush: 6 x 12,7 x 13,35 mm (L x A x C / W x H x L)



Equivalente / Replace:

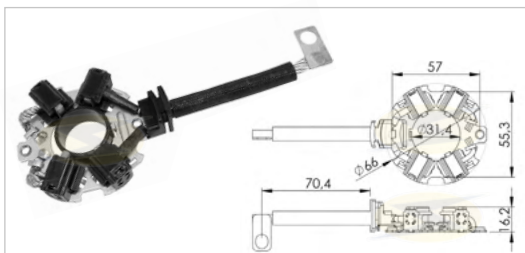
Partida / Starter: **FORD:** 6G9N-11000-AC, 8G1T-11000-AE

Aplicação / Application: **FORD:** Focus 1.6/2.0 (2013-2018), Edge 3.5 V6 (2009-2013), Taurus 2.0/3.5 (2010-2017)

Hitachi / Mitsubishi **Equivalente / Replace**

UF - 1.180/4 4 escovas / brushes

Especificações / Features: 12V - Escova / Brush: 4,5 x 12 x 12,2 mm (L x A x C / W x H x L)



Equivalente / Replace: **MITSUBISHI:** M321X14176

Partida / Starter: **MITSUBISHI:** M000T32171, M000T32172, M000T36971, M000T36971ZE, M000T85981, M0T30771, M0T32171, M0T32172, M0T36971, M0T36971ZE, M0T85981, MD362207, M000T89182ZC, M000T93981, **FORD:** BB5T-11000-BA

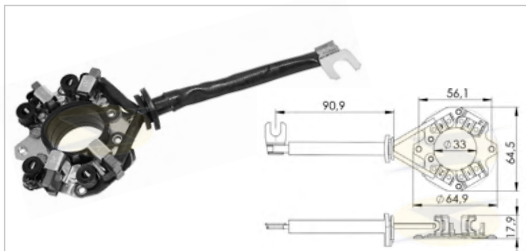
Aplicação / Application: **CHRYSLER, DODGE, HYSTER:** Empilhadeira / Forklift, **MITSUBISHI:** Pajero Sport 2001, **HITACHI:** Máquinas diversas, **NISSAN:** Sentra, Veículos Com Motores / Vehicles With Engine Ga15, Cube 1.6 16V, Juke 1.6i, Micra 1.6, Note 1.6, NV200 1.6 16V, Qashqai 1.6, Tiida 1.6, **OPEL:** Agila 1.0, Agila 1.2, **RENAULT:** Captur 1.6i 16V, Duster 1.6i 16V, Fluence 1.6i 16V, Logan 1.6i, Sandero 1.6i 16V, **SUZUKI:** Splash 1.2, **VAUXHALL:** Agila 1.0, **FORD:** C-Max 1.8 (2007-2010), C-Max 2.0 (2007-2010), Escape 2.0 4x4 (2017->), Focus 1.8 (2005-2012), Focus 1.8 C-Max (2003-2007), Focus 1.8 FlexFuel (2005-2011), Focus 1.8 ST (2012->), Focus 2.0 (2004-2013), Focus 2.0

C-Max (2004-2007), Fusion 2.0 EcoBoost (2015->), Fusion 2.5 (2015->), Galaxy 2.0 (2006-2015), Galaxy 2.0 EcoBoost (2010-2015), Galaxy 2.0 FlexFuel (2006-2015), Galaxy 2.3 (2007-2015), Maverick 2.3 16V (2004->), Mondeo 2.0 (2007-2014), Mondeo 2.0 EcoBoost (2010-2014), Mondeo 2.0 FlexFuel (2009-2015), Mondeo 2.0 LPG (2009-2015), Mondeo 2.0 SCTi EcoBoost (2010-2015), Mondeo 2.3 (2007-2015), S-Max 2.0 (2006-2014), S-Max 2.0 EcoBoost (2010-2015), S-Max 2.0 FlexFuel (2006-2014), S-Max 2.0 FlexFuel (2006-2014), S-Max 2.0 SCTi EcoBoost (2010-2014), S-Max 2.3 (2007-2014), Transit 2.3 16V (2006-2014), Transit 2.3 CNG CNG (2006-2014), Transit 2.3 LPG (2006-2014), **VOLVO:** C30 1.8 (2006-2012), C30 1.8 Flexfuel (2007-2012), C30 2.0 (2006-2012), S40 1.8 (2004-2010), S40 1.8 Flexfuel (2006-2010), S40 2.0 (2006->), S40 2.0 (2006-2012), S40 2.0 F (2009-2012), S60 2.0 T5 (2010-2014), S60 2.0 T5 Drive (2014-2015), S60 2.0 Turbo (2010-2011), S80 2.0 (2008-2012), S80 2.0 FlexFuel (2008-2011), S80 2.0 T5 (2010-2016), S80 2.0 Turbo (2010->), V50 1.8 (2004-2010), V50 1.8 Bifuel BiFuel (2009-2010), V50 1.8 FlexFuel (2005-2010), V50 2.0 (2006-2012), V50 2.0 Flexfuel (2010-2012), V60 2.0 T5 (2010-2014), V60 2.0 Turbo (2010-2012), V70 1.6 D5 AWD (2010-2015), V70 1.6 T4F (2010-2015), V70 2.0 (2007-2011), V70 2.0 FlexFuel (2008-2011), V70 2.0 T6 AWD (2010-2014), V70 2.0 Turbo (2009-2011), XC60 2.0 T5 (2010-2017), XC60 2.0 Turbo (2009-2012), **CITROEN:** Aircross 1.6 (2018-2019), C4 Cactus 1.6 (2022), **PEUGEOT**

Hitachi / Denso Equivalente / Replace

UF - 1.205/4 4 escovas / brushes

Especificações / Features: **12V - Tipo / Type: PMGR** - Escova / Brush: 4,5 x 14 x 17 mm



(L x A x C / W x H x L)

Equivalente / Replace: 2114 23106, 2114 53104, 2114 53105, 2114 63104, 2114 73105, 2114 83104, 233780 M300, 233781E400

Partida / Starter: **HITACHI:** 31100 96J01, S114 868B, S114-753C, S114-755, S114-756, S114-766A, S114-767, S114 - 951A, S114 951B, S114 922, S114 750, S114 751, S114 753, S114 758, S114 762A, S114 765, S114 775A, S114 800, S114 801, S114 805, S114 08, S114 816, S114 818, S114 829A, S114 829B, S114 850, S114-902A, S1114-902B, S114414, S114535, S114762, S114762B, S114766, S114801A, S114804A, S114806, S114806A, S114808, S114808A, S114808B, S114808E, S114815, S114829, S114844, S114844A, S114850A, S114850B, S114850C, S114869, S114883, S114901, S114901A, S114901B, S114902, S114903, S114903A, S114905, S114906, S114907, S114907A, S114925, S114925A, S114925B, S114925C, S114926, S114943, S114943A, S114947, S114947A, S114948, **DENSO:**

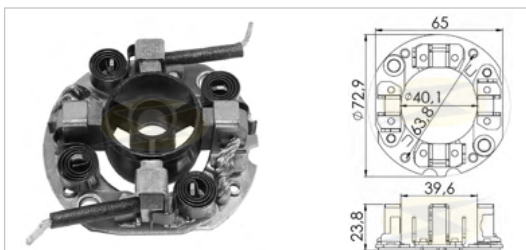
4280000341, 4280000670, 4280000680, 4280001760, 752 1122-03, 428000-7400, 51899848, **NISSAN:** 23300-EN20B, **CHRYSLER:** 04801694AC

Aplicação / Application: **ACURA, JEEP:** Grand Cherokee Laredo (2010→2012), **BMW:** 335, **SUZUKI:** motor de popa, **YANMAR:** 3JH, 4JH, Various Models (2005->), L 60, **NISSAN:** Qashqai, Tiida, X-Trail, Teana, Almera, Primera, 100 NX, 200 SX, Sentra, Maxima, NX, Pulsar, Sunny, **ACURA:** Legend, SLX, **ISUZU:** Trooper, Vehicross, **JAGUAR:** S-type 2.5 V6 (2002->), **INFINITI:** I 30 3.0 (1996-2001), G20 2.0L (2000-2002), **OPEL:** Astra, Agila, Combo, Corsa, Meriva, Signum, Tigra, Vectra, Zafira, Mokka, Kadett, **VAUXHALL:** Belmont, Corsa, Corsavan, Nova A 1.5 Diesel (1987-1993), Novavan 1.5 Diesel (1991-1994), Astra, Astravan, Combo, Meriva, Zafira, Cavalier, **CASE:** CX27B (2005->), CX31B (2005->), **FERIS:** F800X (2008->), **FUCHS:** F1100, **NEW HOLLAND:** E27B (2005->), E30B (2008->), E35B (2008->), **SELWOOD:** D150 (2008->), **STIGA:** Titan 32 (2010->), **THALER:** 2131/K (2012->), 2138/K (2012->), **WACKER NEUSON:** 2001HS (2008->), **RENAULT:** Fluence, Clio 2.0 16V (2006->), Laguna 2.0 16V (2007->), Megane 2.0 16V (2009->), Scenic 2.0 16V (2009->), Clio 1.6 RS (2013->), Grand Scenic 2.0 16V (2009->), Megane CC 2.0 CVT (2010->), Scenic 2.0 16V (2009->), **ALFA ROMEO:** MiTo 1.4 (2008->), MiTo 1.4 BiFuel (2011->), MiTo 1.4 TB (2008->), MiTo 1.4 Turbo (2008->), **FORD:** Ka 1.2 (2008->), **LANCIA:** Delta, Musa, Ypsilon, **FIAT:** Strada, Stilo, 500, Albea, Bravo, Doblo, Fiorino, Grande Punto, Idea, Linea, Panda, Punto, Siena, **ABARTH:** 500, 500C, 595, 595C, 695, 695C, Grande Punto, **SAAB:** 9-3 1.8 i (2004-2015), **MBB:** C 250 1.8 CGi (2009->), **DAEWOO:** Lacetti Hatch 1.4 (2002-2004),

Hitachi Equivalente / Replace

UF - 1.214/4 4 escovas / brushes

Especificações / Features: **12V, 2,3 KW - Tipo / Type: OSGR** - Escova / Brush: 7 x 19 x 15,2



mm (L x A x C / W x H x L)

Equivalente / Replace: 2130 13022, 21301306, 213053021, 213053022, 213073021, 213073022, 213093021, 21309305, 22401310, 22402310, EC45011, 8941369010, 8942420630, 8943378660, 8944788630, 2337810G00, 2337854A00, 23378V7200, 23378W2500, 21302306, 22403310, 213013022, 213057

Partida / Starter: RFB S114482, RFB S131068, S1391, S1391A, S13114, S13102A, S13105, S13107, S13121, S13137A, S13200, S13203, S13210B, S13210C, S13282, S13289, S13289A, S13294, S13302, S13302A, S13305, S13307A, S13317, S13321, S13322, S13326, S13327, S13329, S13331, S14203, S14210, 213061004, 213081004, 233100Y000, 2330010T02, S114357C, S13101, S13102, S13104, S13105A, S13106, S13106A, S13106B, S13106C, S13106E, S13107A, S13109, S13111, S13112, S13113, S13114A, S13115, S13118, S13118A, S13122, S13126, S13126A, S13127,

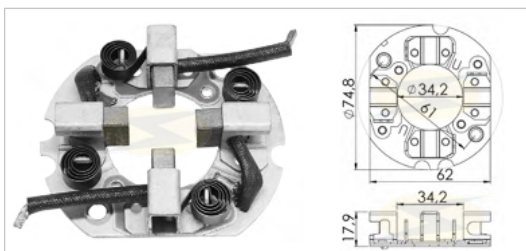
S13127C, S13131, S13132, S13136, S13204, S13207, S13207A, S13207C, S13212, S13213, S13302B, S13305A, S13332, S13404, S13407, S13407A, S13502A, S13527, S13527A, S13527B, S13551, S13551A, S13551C, S13553, S13553A, S13556, S13556A, S13559B, S13563B, S1362, S1362A, S1362B, S1364, S1366, S1366A, S1369, S1370A, S13759, S1381, S1382A, S1382B, S1383, S1384, S1384A, S1384B, S1389, S1389A, S1389B, S1389C, S1389D, S1392, S1392A, S1402, S1403, S14102, S14205, S14206, S14210A, S14407A, S2003, S2005, S2006, S2007, S2009, S2012, S2015, S2024, S2401B, S2401C, S2401D, S2403A, S2403C, S2405A, S2405B, S2407, S2411, S25110A, S25110G, S25514, 8411155670, 8941150670, 8941155670, 8941155671, 8941155672, 8941364480, 8941364481, 8941364482, 8941475492, 8941492490, 8942387580, 8942549221, 8943334380, 8943876530, 8944299780, 8944339120, 8944339121, 8944339122, 8944532120, 8944694963, 8971366880, 8973234370, 2330011M02, 233001S900, 233002T710, 2330040K21, 2330054A05, 2330057J05, 2330065N51, 2330083W00, 8452325, 12948677011, 12994077010

Aplicação / Application: **KOMATSU:** Empilhadeira / Forklift Fg40, **NISSAN:** Almera 2.0, Eco-T 3.0 TD, Patrol GR II 2.8 TD, Primera 2.0 D, Sunny II 2.0 D, Terrano 2.7 TD, Trade 3.0, Empilhadeira / Forklift, (Partidas / Starters Rfb S114482), Capistar 2.3d / 2.3 Td / 2.5 Td / 2.7 Td, King Van 2.3 D / 2.5 D, Urvan 2.0 / 2.3 Td / Td27, Terrano 2.7 Td, Pick Up D. (Partidas / Starters Rfb S131068), **GMC:** 7.110, **DOOSAN:** Escavadeira Solar 75-V, **FORD:** Maverick 2.7 TD, **GEHI:** Mini pá carregadeira, **ISUZU:** 8.94478-863-0, KT 3.3 D, Midi 2.4 TD, NKR 3.1 D / 3.3 Diesel, NPR 3.3 Diesel, Rodeo 3.0 TD, Trooper 3.0 DTi, WFR 2.0 D, **THERMO KING:** Refrigerador SB-110, **YANMAR:** Motores diversos

Hitachi Equivalente / Replace

UF - 1.215/4 4 escovas / brushes

Especificações / Features: **12V, 1,4Kw - Tipo / Type: G / R** - Escova / Brush: 6,8 x 14 x 15 mm



(L x A x C / W x H x L)

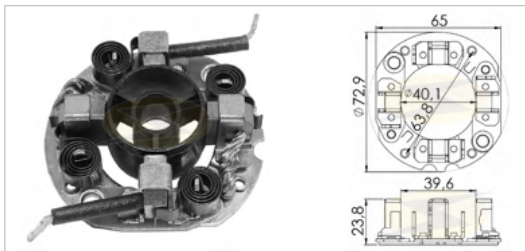
Equivalente / Replace: 2114 79001, 23378 M4901, 21144311, YMR000311, 23376M4901

Partida / Starter: S114 252, S114 253, S114 254, S114 255, S114 257, S114 258, S114 264, S114 296, S114 322, S114 344, S114 357, S114 393, S114 429, S114 458, S114 252A, S114 252F, S114 253A, S114 254A, S114 254B, S114 254C, S114 254D, S114 255A, S114 257G, S114 257H, S114 258C, S114 268, S114 290, S114 290A, S114 290B, S114 293, S114 296A, S114 322A, S114 338A, S114 342, S114 342A, S114 357A, S114 357B, S114 357C, S114 367, S114 374B, S114 395, S114 395A, S114 403B, S114 429A, S114 453, S114 454, S114 459, S114 471, S114 471A, S114 472, S114 472A, S114 473, S114 480, S114 480A, S114 480B, S114 481, S114 481A, S114 482, S114 483, 5811001992, 8941155650, 8941333381, 8943325860, 8943863280, 8944548911, 8944839180, 8971177700, 2330005P01, 2330011M02,

2330037J00, 2330037J05, 23300N5903

Aplicação / Application: **MASSEY-FERGUSON, TOYOTA, YANMAR, CARRLER:** Máquinas diversas com motor Yanmar, **ISUZU:** Gemini (I-Mark) 1.5 TD, **KOMATSU:** Empilhadeira FG35, **NISSAN:** CD17, Cherry II 1.0 / 1.2, Patrol 2.8 / GR 4.2, Sunny II 1.6 16V / 1.8 GTi 16V, **OPEL:** Astra 1.7 TD, Corsa 1.5 D / 1.5 TD, Kadett 1.5 TD, Vectra 1.7 TD, **THERMO KING:** Refrigerador KD-II SR / MD-200 / MD-200-MT / MD-300 / MD-II MAX / MD-II MAX SR / RD-II / TS Spectrum TK / TS-200 / TS-300 / TS-500

Hitachi Equivalente / Replace



UF - 1.312/4 4 escovas / brushes

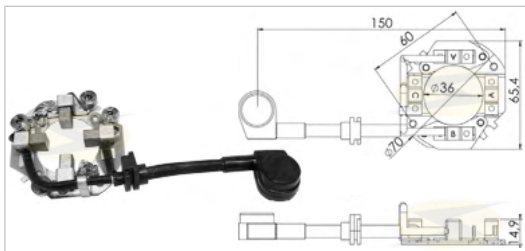


Equivalente / Replace:

Partida / Starter: S25163A, S25501, S25505, S25505E, S25505G, S25514, S25514A, 8973239350, 8973239352, 8980450271, 898045 0273, S25-163, S25-163A, S25-163B, S25-163C, S25-163E, S25-163F, S25-163G, S25-167, S25-168, S25-168A, 870324640, 8970324642, 8970655260, 8970958110, 8970958111, 8970958112, 8970958113, 8970958115

Aplicação / Application: JCB, KOBELCO, CAT: Excavator, Motores/Engines Isuzu, Sakai Gw750, CASE: CX180C,

Hitachi Equivalente / Replace



UF - 1.331/4 4 escovas / brushes

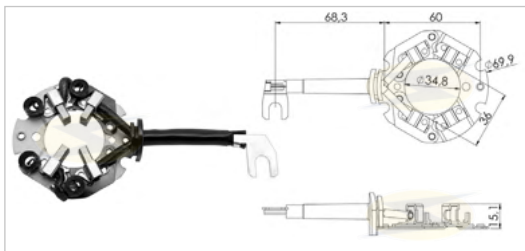


Equivalente / Replace: WAI: 69-8114, 69-8115, 69-8115-3, 698115, CARGO: 137750

Partida / Starter: HITACHI: 2114 13103, 2114 23104, 2114 39008, 2114 83102, 2114 93102, GD312593 B, S114 517C, S114 520B, S114 527A, S114 527B, S114 534, S114 701A, S114 701C, NISSAN: 23378 53J02, 23378 77A01

Aplicação / Application: NISSAN: 200SX (1995-1998) L4 1.6L 1597CC 97CID, NX (1991-1993) L4 1.6L 1597CC 97CID, Pulsar NX (1989-1990) L4 1.6L 1597CC 97CID, Pulsar NX (1990) L4 1.6L 1597CC, Sentra (1989-1999) L4 1.6L 1597CC 97CID, Sentra (1990-1993) L4 1.6L 1597CC, Tsuru (1995-2006) L4 1.6L 1597CC 97CID, Pathfinder, ISUZU, ACURA, EMBARCAÇÕES / MARINE APPLICATION: Com motores de partida HITACHI / with starter HITACHI

Hitachi Equivalente / Replace



UF - 1.332/4 4 escovas / brushes

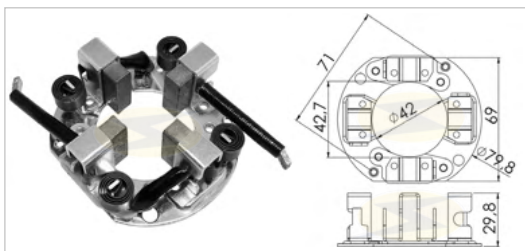


Equivalente / Replace:

Partida / Starter: S114-656A, 119865-77012

Aplicação / Application: YANMAR: Tractors, CUMMINS: Onan gerador para embarcações / generator for marine application

Hitachi Equivalente / Replace



UF - 1.338/4 4 escovas / brushes

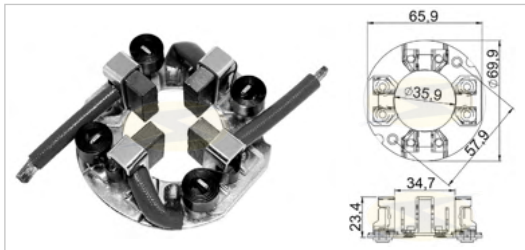


Equivalente / Replace:

Partida / Starter: HITACHI: S13 289, S13 289A, S13 289B, S13 289C, S13 89, S13 89A, S13 89B, S13 89C, S13 89D, S13 211

Aplicação / Application: THERMO KING: SB-190 Motor Liter Isuzu 2.2L (TK DI2.2-SE), SB-I Motor Isuzu 2.2L (TK DI2.2-SE) (1974 -1981), SB-II, SB-II MAX, SB-II SR, SB-III, SB-III MAX e SB-III SR Motor Isuzu 2.2L (TK DI2.2-SE), SMX, SMX II, SMX SR, Super II, Super II MAX, Super II SR, Super II TC, Super, NWD, TD-I e TD-II Motor Isuzu 2.2L (TK DI2.2-SE)

Hitachi Equivalente / Replace



UF - 1.363/4 4 escovas / brushes



Equivalente / Replace:

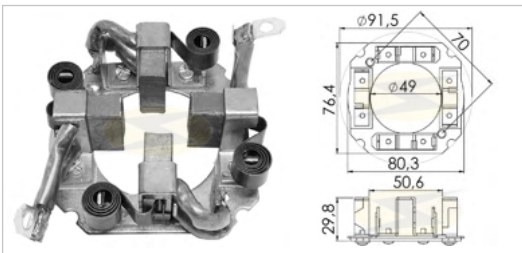
Partida / Starter:

Aplicação / Application: TRAMONTINI: Tractors

Iskra Equivalente / Replace

UF - 1.213/4 4 escovas / brushes

Especificações / Features: **12V** - Escova / Brush: 10 x 25 x 23 mm (L x A x C / W x H x L)



Equivalente / Replace: **ISKRA**: 16 906 708, 16 906 265, 16 908 264, 16 906 810, MSX180, MSX210, **LETRIKA**: 16 906 708, **Mahle**: MSX 210

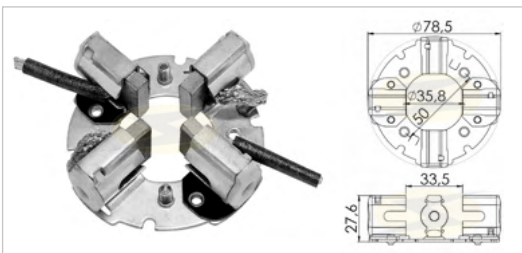
Partida / Starter: **AZJ** 3313 K4W Z9, 11 130 664, 11 130 679, 11 130 695, 11 130 739, AZJ 3216, AZJ 3226, AZJ 3236, AZJ 3261, 15 0679, 15 0695, 15 0739, 15 1063, 11 130 824, AZJ3287, 11 130 707, 11 130 971, 11 132 429, AZJ3245, AZJ3346, AZJ3482, 11 130 627

Aplicação / Application: **NEW HOLLAND, VALTRA (VALMET)**: Tratores / Tractors, **BOBCAT**: Mini pá carregadeira 641 / 741 / 843 / 843B / 853 / 853B / 943 / 974, **CASE**: Colheitadeira 6000 / 6500, Trator Maxxum 5120 / 5130 / 5140 / 5150 / 5220 / 5230, **JOHN DEERE**: Colheitadeira 3520 / 9470 / 9570, Pás carregadeiras, Retroescavadeira 310SE / 310SG / 410E / 410G, Trator 6403 / 6603

Iskra Equivalente / Replace

UF - 1.236/4 4 escovas / brushes

Especificações / Features: **12V** - Escova / Brush: 6,3 x 21,8 x 14,9 mm (L x A x C / W x H x L)



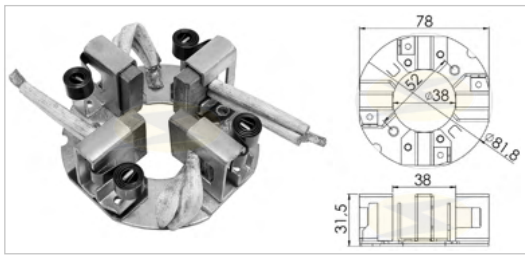
Equivalente / Replace: **ISKRA**: 16 908 752, **MAHLE**: MX 5

Partida / Starter: **AZE4573**, 11 131 223, 11 131 426, 11 131 598, 11 131 599, 11 131 279, 11 131 198, 11 131 535, 11 131 659, 11 131 063, 11 131 108, 11 131 109, 11 131 112, 11 131 116, 11 131 221, 11 131 315, 11 131 384, 11 131 476, 11 131 477, 11 131 478, 11 131 515, 11 131 526, 11 131 556, 11 131 560, 11 131 570, 11 131 600, 11 131 603, 11 131 605, 11 131 606, 11 131 663, 11 131 696, 11 131 716, 11 131 731, 11 131 746, 11 131 750, 11 131 751, 11 131 752, 11 131 753, 11 131 761, 11 131 772, 11 131 773, 11 131 780, 11 131 781, 11 131 788, 11 131 789, 11 131 802, 11 131 821, 11 131 833, 11 131 885, 11 131 890, 11 131 892, 11 131 915, 11 131 921, 11 131 932, 11 131 942, 11 131 946, 11 131 947, 11 131 948, 11 131 949, 11 131 950, 11 131 951, 11 131 953, 11 131 956, 11 131 957, 11 131 964, 11 131 966, 11 131 967, 11 131 983, 11 131 984, 11 131 985, 11 131 986, 11 131 989, 11 132 007, 11 132 010, 11 132 050, 11 132 051, 11 132 058, 11 132 059, 11 132 064, 11 132 067, 11 132 068, 11 132 077, 11 132 095, 11 132 101, 11 132 121, 11 132 127, 11 132 128, 11 132 134, 11 132 144, 11 132 151, 11 132 153, 11 132 154, 11 132 155, 11 132 156, 11 132 159, 11 132 160, 11 132 165, 11 132 166, 11 132 168, 11 132 169, 11 132 173, 11 132 180, 11 132 182, 11 132 193, 11 132 196, 11 132 205, 11 132 227, 11 132 278, 11 132 279, 11 132 305, 11 132 306, 11 132 324, 11 132 330, 11 132 332, 11 132 344, 11 132 360, 11 132 376, 11 132 377, 11 132 378, 11 132 382, 11 132 383, 11 132 389, 11 132 399, 11 132 401, 11 132 413, 11 132 428, AZE4122, AZE4123, AZE4125, AZE4139, AZE4150, AZE4151, AZE4159, AZE4165, AZE4167, AZE4168, AZE4169, AZE4170, AZE4171, AZE4172, AZE4173, AZE4176, AZE4183, AZE4185, AZE4189, AZE4190, AZE4192, AZE4194, AZE4195, AZE4197, AZE4199, AZE4201, AZE4202, AZE4203, AZE4204, AZE4205, AZE4207, AZE4208, AZE4213, AZE4214, AZE4215, AZE4217, AZE4221, AZE4222, AZE4224, AZE4225, AZE4226, AZE4227, AZE4230, AZE4233, AZE4234, AZE4238, AZE4239, AZE4240, AZE4241, AZE4244, AZE4245, AZE4247, AZE4248, AZE4250, AZE4251, AZE4252, AZE4253, AZE4254, AZE4255, AZE4256, AZE4261, AZE4265, AZE4266, AZE4269, AZE4270, AZE4272, AZE4273, AZE4276, AZE4280, AZE4281, AZE4282, AZE4283, AZE4284, AZE4285, AZE4534, AZE4535, AZE4536, AZE4540, AZE4557, AZE4566, AZE4579, AZE4589, AZE4597, AZE4603, AZE4620, AZE4648, AZE4649, AZE4653, AZE4654, AZE4655, AZE4660, AZE4663, AZE4667, AZE4668, AZE4674, AZE4679, AZE4683, AZE4684, AZE6513, AZE6514, AZE6515, AZE6524, AZE6526, AZE6530, AZE6531, AZE6537, AZE6544, AZE6554, AZE6555, AZE6556, AZE6557, AZE6558, AZE6559, AZE6562, AZE6563, AZE6567, AZE6572, AZE6589, AZE6590, AZE6626

Aplicação / Application: **YANMAR, ATLAS COPCO**: Compressor de ar XAS47 / XAS57 / XAS67 / XAS97 / XAS90 / XAS137 / XAS137 / XAS37 / XAS107 / XAS67 / XAS77, Gerador QAS60 / QAS80 / QAS100 / QAX12 / QAX20 / QAX24 / QAX30 / QAX35 / QAX45 / QAX70, **BOBCAT**: Manipulador telescópico T2256 / T2566 / T3571 / T35100 / T35120 / TL360 / TL470 / TR40250 / TR45190 / TR50210, Mini pá carregadeira 975 / 1075 / 1080, **BOMAG**: Rolo compactador BW124HD-3 / BW135AD / BW138AC / BW138AD / BW141AD-4 / BW145D / BW145DH / BW145PDH / BW151AC-4 AM / BW151AD-4 / BW151AD-4 AM / BW154AD-4 / BW154AD-4 AM / BW161AC-4 / BW161AD-4 / BW161AD-40 / BW177DH-4 / BW177DH-4 BVC / BW177PD-3 / BW177PDH-3 / BW177PDH-4 / BW179DH-4 / BW179PDH-4 / BW211D-4, **CASE**: Retroescavadeira 580ST / 590SN / 590ST / 695ST, Trator CS68 / CS75 / CS80 / CS86 / CS110, Trator Farnall 85C / 90U / 95C / 95U / 100U / 105C / 105U / 110U / 115U, Trator JX60 / JX65 / JX70 / JX1070 / JX1075, **CITROEN**: Jumper 2.5 D / TD / Tdi / 2.8 HdI / 3.0 HdI, **CLARK**: Mini pá carregadeira 975 / 1075 / 1080, **CUMMINS**: 4B, 6B, Motor 6BT, **DRESSER**: Pá carregadeira 100 / 510B, **DYNAPAC**: Compactador (rolo de pneus) CA134D / CA134PB / CA134PP / CA251, Pavimentadora de asfalto F6-4W / F1700W / F1700WS / F1700WS Plus, Rolo compactador CC102 / CC122 / CC142 / CC432 / CG333HF, **FIAT**: Ducato 2.5 TD / 2.8 D / 2.8 JTD / 2.8 TD, **IVECO**: Daily 35 C9 / C10 / C11 / C12 / C13 / C15 / S9 / S10 / S11 / S12 / S13 / S15 / S17, Daily 40 C13 / C15, Daily 45 C13, Daily 50 C11 / C13 / C15, Daily 65 C14 / C15 / C17, **JLG**: Manipulador telescópico 6036 / 6042, **JOHN DEERE**: Colheitadeira 925 / 1032 / 1042 / 1052 / 1055 / 1068 / 1085 / 1144 / 1155 / 1157 / 1158 / 1166 / 1169 / 1174 / 1177 / 4425 / 4435 / MD330 / MD930 / MD932 / MD935 / MD940 / MD942 / MD945 / MD950, Colheitadeira de algodão 7440 / 7445 / 7450 / 9900 / 9910 / 9920 / 9930 / 9930, Mini pá carregadeira 240 / 250 / 260 / 313 / 315 / 317 / 320 / 325 / 328 / 332, Mini pá carregadeira de esteiras CT315 / CT322 / CT332, Pá carregadeira 244L / 304J, Trator 5036 C (India) / 5038 D (India) / 5041 C (India) / 5042 D (India) / 5045 D (India) / 5047 D (India) / 5050 D (India) / 5055 E (India) / 5060 E (India) / 5065 E (India) / 5075 E / 5078 E / 5085 E / 5090 E / 5210 / 5300 / 5300N / 5310 / 5310N / 5400N / 5403 / 5410 / 5410N / 5500 / 5500 / 5500N / 5605 / 5705 / 5725 MFWD / 6110 E / 6110 J / 6125 E / 6125 J / 6415 / 6615, Motor 4039 / 4045 / 4045DBM03 / 4045TBM03 / 4045TJ01-04 / 4219DF / 4239D/T / 4276D/T / 6068DF/HF/TF / 6329D, **LIEBHERR**: Pá carregadeira L506 / L507 / L508 / L509 / L510, **MASSEY FERGUSON**: Trator MF3600 / MF3625 / MF3635 / MF3640 / MF3645 / MF3650 / MF3660 / MF5300, MF 200, MF 283 (1979->), MF 283F, MF 290 (1979-1986), MF 292, MF 4200, MF 4265, MF 4265F, MF 4265K, MF 4275, MF 4275F, MF 4275K, MF 4283, MF 4283F, MF 4283K, MF 4290, MF 4290K, MF 450, MF 5200, MF 5300, MF 86, MX 720, MX 750, **MULLER**: Rolo compactador RT62 / RT82 Vibro, **MWM**: Motor D229-3 / D229-4 / D229-6 / TBD229-6 / TD229-6, **NEW HOLLAND**: TS 6000, 6030, 6040, 8030, Pulverizador (gafanhoto) Patriot SP2500, Retroescavadeira LB75B / LB90 / LB90B / LB95 / LB110 / LB110B / LB115 / LB115B, Trator T4020 / T4030 / T4040 / T4050 / T5105 / T5115 / T6110 / T6120 / T6130 / TD5010 / TN55 / TN60 / TN65 / TN70 / TN75, Trator de esteiras TK4020F / TK4020V / TK4030 / TK4030F / TK4030V / TK4040 / TK4040M / TK4050 / TK4060, **PEUGEOT**: 605 2.5D Turbo, Boxer 2.5 TD / 2.5 TDi / 2.8 HdI, **SLC**: Colheitadeira 7200 Turbo, **TEREX**: Retroescavadeira TL100 / TL160, **VALMET**: Tratores, **VALTRA**: Trator 685 / A650 / A750 / A850 / A950, **WHITE**: Trator 60 / 80 / 100 / 120 / 125 / 140 / 145, Pulverizador (gafanhoto) Eagle 8100 / Ranger 7200 / Ranger 7400 / Xplorer 6200 / Xplorer 6400, **ZETOR**: Trator 3320 / 3321 / 3340 / 3341 / 3511 / 3513 / 3520 / 3540 / 3545 / 4320 / 4321 / 4340 / 4341 / 4511 / 4611 / 4712 / 4718 / 4911 / 5011 / 5211 / 5213 / 5243 / 5245 / 5320 / 5321 / 5341 / 5511 / 5516 / 5545 / 5611 / 5645 / 5647 / 5711 / 5718 / 5745 / 5748 / 5911 / 5945 / 6011 / 6045 / 6211 / 6212 / 6245 / 6320 / 6321 / 6341 / 6511 / 6518 / 6522 / 6711 / 6718 / 6745 / 6748 / 6911 / 6918 / 6945 / 7011 / 7045 / 7211 / 7245 / 7321 / 7340 / 7341 / 7520 / 7520 / 7711 / 7745, **CNH**: TS6000, 6030, 6040, 8030

Iskra Equivalente / Replace

UF - 1.237/4 4 escovas / brushes Especificações / Features: **12V** - Escova / Brush: 8 x 25 x 23 mm (L x A x C / W x H x L)



QR Code: **Equivalente / Replace:** ISKRA: 16 908 336, MAHLE: MSX 1225

Partida / Starter: 11 130 567 / 569 / 619 / 692 / 703 / 704 / 705 / 706 / 748 / 762 / 785 / 793 / 799 / 819 / 820 / 836 / 841 / 862 / 863 / 904 / 941 / 945 / 998 / 999, 11 131 014 / 060 / 065 / 077 / 145 / 167 / 191 / 228 / 237 / 260 / 300 / 352 / 370 / 374 / 375 / 382 / 411 / 430 / 436 / 440 / 464 / 488 / 490 / 491 / 507 / 508 / 520 / 542 / 550 / 573 / 574 / 575 / 604 / 611 / 612 / 613 / 640 / 658 / 697 / 705 / 706 / 709 / 711 / 727 / 763 / 782 / 783 / 784 / 798 / 811 / 829 / 830 / 839 / 848 / 883 / 893 / 896 / 898 / 900 / 920 / 929 / 930 / 945 / 965, 11 132 008 / 009 / 012 / 045 / 046 / 047 / 056 / 062 / 066 / 069 / 070 / 073 / 099 / 104 / 113 / 118 / 122 / 149 / 174, **AZF** 4115 / 4119 / 4122 / 4129 / 4130 / 4131 / 4132 / 4135 / 4141 / 4143 / 4146 / 4147 / 4148 / 4155 / 4158 / 4159 / 4160 / 4164 / 4170 / 4181 / 4183 / 4184 / 4185 / 4190 / 4196 / 4204 / 4205 / 4206 / 4209 / 4214 / 4220 / 4224 / 4240 / 4242 / 4245 / 4247 / 4248 / 4251 / 4253 / 4254 / 4258 / 4260 / 4269 / 4270 / 4279 / 4280 / 4281 / 4283 / 4284 / 4286 / 4287 / 4288 / 4291 / 4296 / 4304 / 4305 / 4315 / 4510 / 4511 / 4513 / 4514 /

4520 / 4521 / 4524 / 4528 / 4535 / 4538 / 4541 / 4542 / 4545 / 4553 / 4559 / 4562 / 4569 / 4570 / 4577 / 4591 / 4595 / 4596 / 4597 / 4598 / 4627 / 4637 / 4639 / 4643 / 4683 / 4687 / 4691 / 4814 / 4831

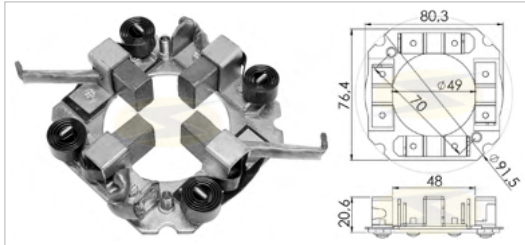
Aplicação / Application: PERKINS, AGCO, CUMMINS: 6CC, ATLAS: Empilhadeira AS81, Pá carregadeira AR51BE / AR61A / AR70 / AR81, ATLAS COPCO: Compressor de ar ST35 / ST48 / STS35 / STS48, XAS 186 / XAHS 237 / XAMS 287 / XATS 156,

BOBCAT: Mini pá carregadeira 641 / 741 / 843 / 843B / 853 / 853H / 863 / 863C / 863F / 863HC / 863HF / 873C / 943 / 974 / 2000 / 2400 / 2410, **BOMAG:** Compactador (rolo de pneus) BW24 RH / BW25 RH / BW27 RH, Pavimentadora de asfalto BF800, Rolo compactador BW141 AC / BW190 AD-4 / BW190 AD-4 AM / BW202 AD-4 / BW203 AD-4 / BW203 AD-4 AM / BW211 D-40 / BW212 D-40 / BW213 D-40 / BW216 D-40 / BW218 D-40, **CASE:** Magnus 220, 240, 270, 2388, 2399, Colheitadeira 1620 / 1640 / 1644 / 1666 / 1668 / 1670 / 1680 / 1688 / 1690 / 2144 / 2166 / 2188 / 2366, Colheitadeira de algodão 1822 / 1844 / 2055 / 2155, Mini pá carregadeira SR200 / SR250, Trator CS 78 / 80 / 85 / 86 / 94 / 95 / 105 / 110 / 120 / 130 / 150, Trator CVX 120 / 130 / 140 / 150 / 160 / 170 / 175 / 190 / 195 / 1135 / 1145 / 1155 / 1170 / 1190 / 1195, Trator Farmall 95A / 105A / 115A, Trator JXU 75 / 115, Tratores Maxxum, Trator MXM 120 / 130 / 140 / 155 / 175 / 190, Tratores Puma, **CATERPILLAR:** Colheitadeira Challenger 652C

/ 660B / 670B / 672C / WR9740, Pulverizador (Gafanhoto) Challenger RG635B / RG645B / RG655B / RG1100 / RG1300, Terra-Gator Challenger 8333 / TG845, Trator Challenger MT665D / MT685D, Trator de esteiras Challenger MT745D / MT755D / MT755E / MT765D / MT765E / MT775E, **CHALLENGER:** Colheitadeira 652C / 660B / 670B / 672C / WR9740, Pulverizador (Gafanhoto) RG635B / RG645B / RG655B / RG1100 / RG1300, Terra-Gator 8333 / TG845, Trator MT665D / MT685D, Trator de esteiras MT745D / MT755D / MT755E / MT765D / MT765E / MT775E, **DEUTZ-FAHR:** Tratores, **DOOSAN:** Manipulador telescópico D770, **FORD:** Tratores, **JCB:** Escavadeira 805 / 806 / 807, Trator Fastrac 3200 Xtra / 3230 Xtra / 8280 / 8310, 110-WM 4.4, 110-HF 4.4, 190-WM 4.4, 190HF 4.4, 260 4.4, 260T 4.4, 280 4.4, 2CX 4.4, 320T 4.4, 3CX 4.4, 411HT-SHL-WM 4.4, 411HT-WM 4.4, 412-AGRI 4.4, 412-WM 4.4, 414-WM 4.4, 414S-AGRI 4.4, 416-WM 4.4, 416HT 4.4, 416S-AGRI 4.4, 4CX 4.4, 524-50, 526-56, 526-56 4.4, 527-55, 527-55-WM, 527-58 4.4, 531-70, 531-70 4.4, 531-70-WM, 533-105 4.4, 535-125-HViz 4.4, 535-140-HViz 4.4, 535-95 4.4, 535-95 4.4, 536-60, 536-60 4.4, 536-70, 540-140, 540-140 4.4, 540-170 4.4, 541-70, 541-70 4.4, 541-70-WM, 550-140, 550-170, 550-80 4.4, 926-4.4, 930-940 4.4, G66 QX 4.8, JCB444 4.4, NA.TC.TCA 4.4, TC.TCA 4.4, TCA 4.8, TCAE 4.4, TCAE 4.8, TM 180 Agri 4.4, TM 310 Agri 4.4, TM 310-WM 4.4, TM 320 4.4, TM 320 S 4.8, TM 320-WM 4.4, TN 220 Agri 4.4, VM115PD 4.4, VTM860, 110-WM 4.4, 110HF 4.4, 190-WM 4.4, 190HF 4.4, 260 4.4, 260T 4.4, 280 4.4, 2CX 4.4, 320T 4.4, 3CX 4.4, 411HT-SHL-WM 4.4, 411HT-WM 4.4, 412-AGRI 4.4, 412-WM 4.4, 414-WM 4.4, 414S-AGRI 4.4, 416-WM 4.4, 416HT 4.4, 416S-AGRI 4.4, 4CX 4.4, 524-50, 526-56, 526-56 4.4, 527-55, 527-55-WM, 527-58 4.4, 531-70, 531-70 4.4, 531-70-WM, 533-105 4.4, 535-125-HViz 4.4, 535-140-HViz 4.4, 535-95, 535-95 4.4, 536-60, 536-60 4.4, 536-70, 540-140, 540-140 4.4, 540-170 4.4, 541-70, 541-70 4.4, 541-70-WM, 550-140, 550-170, 550-80 4.4, 926-4.4, 930-940 4.4, G66 QX 4.8, JCB444 4.4, NA.TC.TCA 4.4, TC.TCA 4.4, TCA 4.8, TCAE 4.4, TCAE 4.8, TM 180 Agri 4.4, TM 310 Agri 4.4, TM 310-WM 4.4, TM 320 4.4, TM 320 S 4.8, TM 320-WM 4.4, TN 220 Agri 4.4, VM115PD 4.4, VTM860, **JOHN DEERE:** Colheitadeira 1165 / 1175 / 1450 / 1470 / 1550 / 9470STS / 9570STS, Colheitadeira de cana 3510 / 3520, Empilhadeira 485E / 486E / 488E, Manipulador telescópico 3200 / 3215 / 3220 / 340 / 3415 / 3420 / 3800, Trator 4040 / 5038D / 5041C / 5042D / 5045D / 5050D / 5055E / 5060E / 5065E / 5075E / 5724MFWD, Pá carregadeira 210LE / 310E / 310G / 310S / 310SE / 315SE / 410E, Retroescavadeira 310SE / 310SG / 315SE / 315SG / 410C / 410E / 410G, Motor 3029DF/TF / 4039DF/TF / 4045D/TF / 4045DF/HF/TF / 6059 / 6068HBM02 / 6068HCQ04 / 6068HCQ05 / 6068HCQ07 / 6068HYC52, **LIEBHERR:** Escavadeira A901 / A911 / A921 / R911 / R921, **MASSEY FERGUSON:** MF-34 / 275 / 291 / 297 / 298 / 299 / 650 / 660 / 680 / 6350 / 6360 / 7140 / 7150 / 7170 / 7080, Trator MF291 / MF330 / MF435 / MF440 / MF445 / MF455 / MF460 / MF470 / MF480 / MF875 / MF3655 / MF4292 / MF4297 / MF4299 / MF4320 / MF4325 / MF4335 / MF4345 / MF4355 / MF4360 / MF4370 / MF4555 / MF5608 / MF5609 / MF5610 / MF5611 / MF5613 / MF5711 / MF5712 / MF5713 / MF6225 / MF6613 / MF6614 / MF6615 / MF6616 / MF6715 / MF6716 / MF6717 / MF6718 / MF6719 / MF6720 / MF6722 / MF6724 / MF6726 / MF8140 / MF8150 / MF8160 / MF8210 / MF8220 / MF8250 / MF8260 / MF8270 / MF8280 / MF8450 / MF8460 / MF8470 / MF8480 / MF8650 / MF8660 / MF8670 / MF8680 / MF8690 / MF8727 / MF8730, **NEW HOLLAND:** TM 7010, 7020, 7030, 7040, TS 6000, 6020, 6030, 6040, TC 57, Colheitadeira CX720 / CX740 / CX760 / CX780 / CX820 / CX840 / HW300 / HW320 / HW340 / HW345 / HW365, Trator 3430 / 3930 / 4130 / 4630 / 4830 / 4835 / 5030 / 5610 / 5640 / 6610 / 6640 / 7010 / 7610 / 7740 / 7840 / 8010 / 8160 / 8240 / 8260 / 8340 / 8360 / 8560 / TB80 / TB85 / TB90 / TB100 / TB110 / TB120 / TC56 / TC57 / TM115 / TM125 / TM135 / TM150 / TM165 / TS110 / TS115 / TS125 / TV140, Trator de esteiras TK4050, Tratores T6, Tratores T7, Tratores TD5, **COLHEITADEIRA / COMBINE:** CS 660, **VALMET:** Tratores, VALTRA: BH - 185i, BH - 205i, Colheitadeira BC4500 / BC4500R, Trator A85 / A95 / A750 / A950 / A990 / BH135 / BH145 / BH165 / BH180 / BH185 / BH200 / BH205 / BH210 / BM100 / BM110 / BM125 / N82 / N91 / N92 / N93 / N101 / N103 / N111 / N113 / N121 / N123 / N141 / N143 / N163 / N174 / S233 / S260 / S263 / S274 / S280 / S293 / S294 / S323 / S324 / S353 / S374 / T121 / T131 / T133 / T144 / T151 / T153 / T163 / T173 / T174 / T183 / T191 / T193 / T194 / T203 / T213 / T214 / T234 / X120, **ZETOR:** Trator 3520 / 3540 / 4712 / 4718 / 4911 / 5011 / 5211 / 5213 / 5243 / 5245 / 5320 / 5321 / 5340 / 5341 / 5511 / 5516 / 5645 / 5647 / 5711 / 5718 / 5745 / 5748 / 5911 / 5945 / 6011 / 6045 / 6211 / 6212 / 6245 / 6320 / 6321 / 6340 / 6341 / 6511 / 6518 / 6522 / 6711 / 6718 / 6745 / 6748 / 6911 / 6918 / 6945 / 7011 / 7045 / 7211 / 7245 / 7321 / 7340 / 7341 / 7520 / 7711 / 7742, **MOSA:** GE-125 JSX 4.4, GE-145 JSX 4.4, GE-65 JSX 4.4, GE-85 JSX 4.4, **SIDERMECANICA:** SM100-125 B 4.4, SM125-175 A/B B 4.4

Iskra Equivalente / Replace

UF - 1.243/4 4 escovas / brushes Especificações / Features: **12V, 2,7kW** - Tipo / Type: **DD (DIRECT DRIVE)** - Escova / Brush:



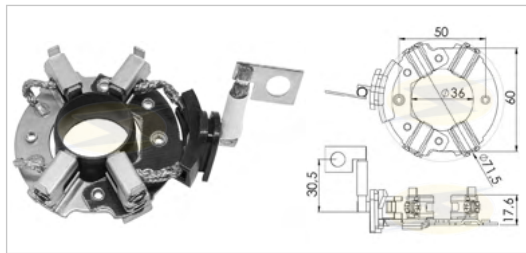
QR Code: **8,9 x 15,9 x 23 mm (L x A x C / W x H x L)**

Equivalente / Replace: ISKRA: 16 905 972

Partida / Starter: 16445, 16562, 17072, 17074, 17075, 17095, 17114, 17649, 18461, 19657, 19677, 30036, 30122, 32302, 11.130.823, AZJ3286, 11 130 203, 11 130 248, 11 130 250, 11 130 432, 11 130 500, 11 130 502, 11 130 503, 11 130 509, 11 130 520, 11 130 521, 11 130 525, 11 130 526, 11 130 531, 11 130 532, 11 130 533, 11 130 548, 11 130 551, 11 130 552, 11 130 565, 11 130 579, 11 130 612, 11 130 618, 11 130 620, 11 130 624, 11 130 629, 11 130 631, 11 130 632, 11 130 665, 11 130 669, 11 130 670, 11 131 823, AZJ3123, AZJ3137, AZJ3139, AZJ3140, AZJ3144, AZJ3148, AZJ3149, AZJ3150, AZJ3151, AZJ3155, AZJ3156, AZJ3157, AZJ3166, AZJ3169, AZJ3170, AZJ3177, AZJ3182, AZJ3192, AZJ3195, AZJ3197, AZJ3198, AZJ3203, AZJ3205, AZJ3206, AZJ3217, AZJ3218, AZJ3219, AZJ3538, AZJ3552, AZJ3554

Aplicação / Application: AUDI, HANOMAG HENSCHEL, MERCEDES-BENZ, STEYR-DAIMLER-PUCH AG, VOLKSWAGEN, CESAB, GOLDONI, ITMA TRATTORI, JENBACHER WERKE, LAND ROVER, VM, STABILIMENTI MEC-CANICI, AGRALE-DEUTZ: 1600d D229-3 3.0. (1985→), 1800d D229-4 3.9l (1988→), Tx1600 D229-3 3.0l (1983→1985), MULLER: Vibro R162 D229-3 2.0l (1981→), R182 D229-3 2.0l (1981→), VALTRA DO BRASIL (VALMET): 685 3.0l (1992→), 685 Eco 3.0l (1994→), VALTRA: 685c, 685f (Mwm), ATLAS: Pá carregadeira AR51BE / AR61A / AR70 / AS81, ATLAS COPCO: Compressor de ar ST35 / ST48 / STS35 / STS48, CASE: Trator 1394 / 1494 / 1594 / 1690 / 1694, DEUTZ-FAHR: Trator DX3.10 / DX3.30 / DX3.50 / DX3.60 / DX3.70 / DX3.80 / DX3.90 / DX4.10 / DX4.31 / DX4.51 / DX4.70 / DX6.05 / DX6.50 / DX7.10, FORD: Tratores, IVECO: 75-9, 80-9, 80-13, 90-9, 90-13, 110-13, 130-13, Daily 28 F8 / 28-8 / 30 F8 / 30-8 / 32 F8 / 32-8 / 35 F8 / 35-8 / 35-10 Turbo / 40 F8 / 40-8 / 40-10 Turbo / 45-10 Turbo / 49-10 Turbo / 49-12 Turbo / 59-12 Turbo, JCB: Escavadeira 805 / 806 / 806B / 807 / 807B / 808, Pá carregadeira 413 / 418 / 505-19 / 520 / 520M / 525 / 525B / 702 / 703 / 704 / 902 / 1250 / SL702P (Chaseside) / SL704P (Chaseside) / SL900P (Chaseside) / SL1000P (Chaseside) / SL1500P (Chaseside) / SL1750P (Chaseside), Pá carregadeira de esteiras 110, JOHN DEERE: Colheitadeira MD1032 / MD1042 / MD1052 / MD1055 / MD1068 Hydro / MD1072 Hydro, SLC (JOHN DEERE): 7200 Turbo 5.9l (1986→), LAMBORGHINI: Trator 554 / 564 / 574-60 / 660 / 664 / 770, MASSEY FERGUSON: Trator MF102 / MF105 / MF186 / MF201 / MF205 / MF206 / MF207 / MF307 / MF487 / MF506 / MF510 / MF520 / MF525 / MF592 / MF595 / MF620 / MF625 / MF675 / MF685 / MF690 / MF1080 / MF1085 / MF1100 / MF1104 / MF1114 / MF1250 / MF3060 / MF3065 / MF3070, MWM: Motor D208-2 / D208-3 / D208-4 / D225-2 / D308-2 / D308-3 / D308-4 / TD208-4, MWM-DIESEL: D229 2.9l (1980→), 3.9l (1981→), 5.9l (1981→1988), Tbd229 5.9l (1983→1988), NEW HOLLAND: Tratores, VOLVO: Trator BM500 / BM2200 / T430

Iskra Equivalente / Replace

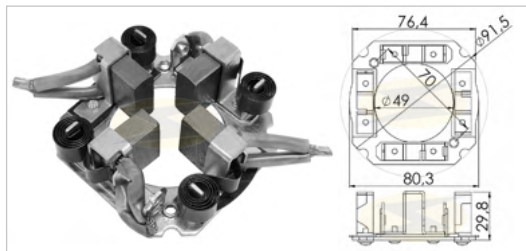


UF - 1258/4 4 escovas / brushes

Especificações / Features: 12V, 1,2kW - Escova / Brush: 6 x 12 x 11 mm (L x A x C / W x H x L)

Equivalente / Replace: ISKRA: 11131519, 16 908 924, MSX131
Partida / Starter: 7 011 010 001 006, 7 011 010 018 000, AZE2195, MS 134, 11 131 519, IS 1365, 7010010008003, 7010601007002, 11 131 052, 11 131 233, 11 131 338, 11 131 517, 11 132 314, AZE2117, AZE2173, AZE2193, AZE2251, AZE2642, IS1051, IS1079, IS1110, IS1363, IS1426, MS118, MS133, MS154, MS380, MS413
Aplicação / Application: AGRALE: TX1100, Motor M795W, Trator 4100 / 4100.4 / 4118 / 4118.4

Iskra Equivalente / Replace



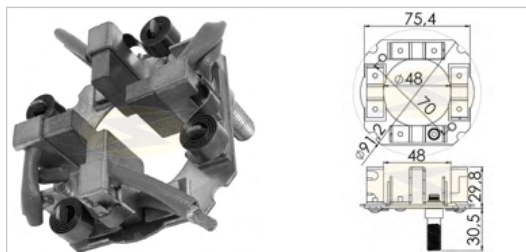
UF - 1290/4 4 escovas / brushes

Especificações / Features: 24V - Escova / Brush: 10 x 25 x 23 mm (L x A x C / W x H x L)

Equivalente / Replace: ISKRA: 16 906 638
Partida / Starter: 11 130 364, 11 130 367, 11 130 407, 11 130 490, 11 130 491, 11 130 492, 11 130 537, 11 130 595, 11 130 598, 11 130 626, 11 130 660, 11 130 676, 11 130 686, 11 130 687, 11 130 743, 11 130 784, 11 130 798, 11 130 850, 11 130 993, 11 131 006, 11 131 053, 11 131 085, 11 131 086, 11 131 143, 11 131 144, 11 131 236, 11 131 348, 11 131 353, 11 131 377, 11 131 394, AZJ3113, AZJ3131, AZJ3132, AZJ3133, AZJ3160, AZJ3186, AZJ3188, AZJ3199, AZJ3213, AZJ3223, AZJ3230, AZJ3231, AZJ3263, AZJ3282, AZJ3294, AZJ3327, AZJ3351, AZJ3353, AZJ3367, AZJ3374, AZJ3375, AZJ3387, AZJ3388, AZJ3404, AZJ3412, AZJ3413, AZJ3418, AZJ3427, AZJ3593, AZJ3595
Aplicação / Application: VALTRA: Tratores, CASE: Escavadeira 488 / 688 / 888 / 1080 / 1088 / B60CL / B75CL / B75P / LC80 / LY80, DDO-SAN: Compressor de ar 7/120, 7/170, 9/110, 10/105, 10/125, 14/85, 14/115, FIAT: 65, 70, 75, 130, FIAT ALLIS: Escavadeira S9 / S11 / S60 /

S70 / S90 / S105B / SL9 / SL11, IVECO: Caminhões diversos, MAN: Caminhões diversos, MERCEDES BENZ: 608, 609, 611, 709, 711, 914, 917, 1017, 1114, 1117, 1120, 1124, 1314, 1317, 1320, 1324, 1414, 1417, 1419, 1420, 1514, 1517, 1520, 1524, 1614, 1617, 1619, 1620, 1626, 1717, 1719, 1720, 1722, 1820, 1821, 1926, 2219, 2220, 2226, 2420, 2626, OF814, OF817, OF914, OF1114, NEW HOLLAND: Pá carregadeira 130C / 150C, SCANIA: Caminhões diversos, VALTRA: SK150, VOLKSWAGEN: 7100, 8140, 16180, 16210, VOLVO: Caminhões diversos

Iskra Equivalente / Replace



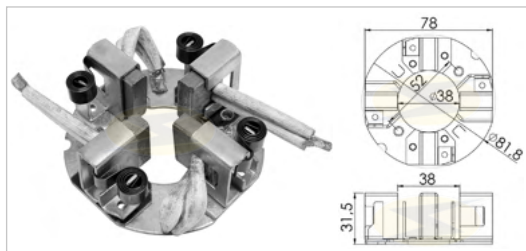
UF - 1296/4 4 escovas / brushes

Especificações / Features: 12V - Escova / Brush: 8 x 25 x 23 mm (L x A x C / W x H x L)

Equivalente / Replace: 16908788, MSX87, 16908263
Partida / Starter: 11130897, 11131249, 11131093, 11131162, AZJ3376, AZJ3389, MS243, MS618, AZJ3405
Aplicação / Application: CASE: CS 110 4.4, CS 130 6.6, CS 68 3.3, CS 75 3.3, CS 78 4.4, LANDINI: Atlas 75 4.0, MASSEY FERGUSON: MF550.3, MF560.3, MF560.6, AA550, AA660, MF 200, MF 2600, MF 3065, MF 34, MF 38, MF 383, MF 400, MF 400X, MF 4200, MF 500, MF133, MF135, MF140, MF145, MF148, MF152, MF155, MF158, MF165, MF230, MF235, MF240, MF245, MF250, MF255, MF262, MF350, MF360, SAMPO ROSENLEW: SR 2035, SR 2045, SR 2055, SR 2065, SR 2075, SR 2085, SR 3045 6.6, SR 3065 6.6, URSUS: C-330M, C-335, C-360, VALMET: 255, 355, 365S, 455, 465, 504 2.7, 565, 604 3.3, 6100, 6300 4.4, 6400, 6600, 665S, 6750 4.4, 6800, 6850 4.4, 800, 8000, 805 4.4, 805-4 4.4, 8050, 8050 6.6, 8100, 8150, 8200, 8350, 8400, 8450, 8450 6.6, 8550, 8550 7.4, 865, 8750, 8950 7.4, 900 4.4, C100, C15, C20, C200, ZETOR: 4712 2.5, VALTRA: BM 100, BH180, 180H, 255, 355, 365S, 455, 465, 504, 565,

604, 6100, 6300, 6400, 6600, 6655, 6750, 6800, 6850, 800, 8000, 805, 805-4, 8050, 8150, 8450, 8100, 8200, 8400, 8350, 8400, 8450, 8550, 8550, 8750, 865, 8950, 900, C100, C15, C20, C200, MEGA: 8050, 8150, 8550, 8750, AGCO: 450, 700, SAMPO: SR2035, SR2045, SR2055, SR2065, SR2075, SR2085, SR3045, SR3065, URSUS C-330M, 335, C-360, CHANG FENG: 3320 (1992->), URSUS: C-335 2.0 (1996->), C-330 (1967-1987), C-330M (1986-1993), C360 (1976-1992), C385, VALMET: 305 (1985-1989), 405 (1985->), 505 3.3 (1985->), 6000 (1990->), 605 3.3 (1985->), 6400 (1991->), 6600 (1991->), 705 4.4 (1985->), 805 4.4 (1985->), 8100 (1990->), 8400 (1993-1995), 905 (1985->), 8050 (1996->), 8150 (1996->), 8450 (1996->), 8550 (1996->), 8750 (1996-1998), 8950 (1998->), ZETOR: 3320 (1992->), 5718 (1973-1981), 6718 (1972-1981), 6748 (1975-1979), 6911 (1980-1982), 7011 (1981-1985), 7045 (1981-1985), 7211 (1984->), 7340 (1992->), 7711 (1986-1992), 7745 (1982-1992), 3321 (1997->), 3340 (1992->), 3341 (1997->), 4320 (1992->), 4321 (1997->), 4340 (1992->), 4341 (1997->), 4718 (1974-1981), 5011 (1981-1985), 5320 (1992->), 5321 (1997->), 5340 (1992->), 5341 (1997->), 6320 (1992->), 6321 (1997->), 6340 (1992->), 6341 (1997->), 7245 3.6 (1984-2003), 7320 (1992->), 7321 (1992->), 7340 (1992->), 7341 (1997->), 7745 3.9 (1988-2003),

Iskra Equivalente / Replace



UF - 1299/4 4 escovas / brushes

Especificações / Features: 24V, 4,0Kw - Escova / Brush: 8 x 25 x 23 mm (L x A x C / W x H x L)

Equivalente / Replace: ISKRA: 16 908 994
Partida / Starter: 11 131 335, 11 130 595, 11 132 189, AZF4327, AZF4588, AZJ3186, IS0595, IS1344, 11 130 728, 11 130 729, 11 130 730, 11 130 842, 11 130 944, 11 131 150, 11 131 214, 11 131 254, 11 131 274, 11 131 316, 11 131 359, 11131 376, 11 131 452, 11 131 494, 11 131 501, 11 131 524, 11 131 648, 11 131 691, 11 131 770, 11 131 775, 11 131 776, 11 131 846, 11 131 863, 11 131 865, 11 131 867, 11 131 881, 11 131 882, 11 131 987, 11 131 995, 11 132 027, 11 132 041, 11 132 042, 11 132 071, 11 132 083, 11 132085, 11 132 094, 11 132 115, 11 132 117, 11 132 123, 11 132 124, 11 132 139, 11 132 140, 11 132 177, 11 132 197, 11 132 198, 11 132 229, 11 132 230, 11 132262, 11 132 264, 11 132 270, 11 132 290, 11 132 348, 11 132 368, 11 132 369, 11 132 371, 11 132 373, 11 132 403, AZF4106, AZF4121, AZF4137, AZF4169, AZF4198, AZF4201, AZF4230, AZF4232, AZF4237, AZF4238, AZF4239, AZF4266, AZF4267, AZF4273, AZF4276, AZF4277, AZF4289, AZF4292, AZF4293,

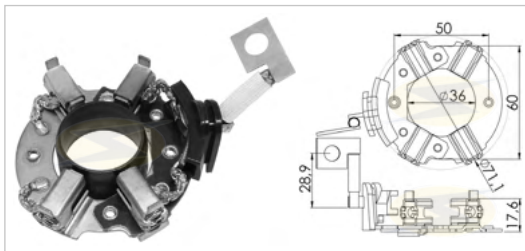
AZF4295, AZF4303, AZF4306, AZF4307, AZF4311, AZF4312, AZF4323, AZF4330, AZF4331, AZF4337, AZF4338, AZF4347, AZF4350, AZF4356, AZF4365, AZF4373, AZF4375, AZF4377, AZF4384, AZF4507, AZF4508, AZF4509, AZF4515, AZF4527, AZF4554, AZF4571, AZF4573, AZF4581, AZF4594, AZF4617, AZF4645, AZF4646, AZF4672, AZF4696, AZF4833, AZF4852, AZF4862

Aplicação / Application: AGCO: 411C, 611C 6.6, 611C 6.6, SISU: SK 150 6.6, VALTRA: 411, 611 6.6, SK150 6.6, ATLAS: Escavadeira 140W / 150W / 160W / 180W / 1404ZW / 1600ZW, Escavadeira de esteiras 160LC / 175LC SR / 215LC SR, Manipulador telescópico 180MH / 200MH, ATLAS COPCO: Compressor de ar XAHS, BOMAG: Fresadora a frio BM500/15, BM600/15, CASE: Escavadeira 488 / 688 / 888 / 1080 / 1088, DEUTZ-FAHR: Máquinas diversas, DDO-SAN: Compressor de ar 7/120, 7/170, 9/110, 10/105, 10/125, 14/85, 14/115, IVECO: 110-17, 120-16, 120-17, 150-16, 160-16, 160-17, LIEBHERR: Escavadeira A903 / R981, MAN: Caminhões diversos, MERCEDES BENZ: 711, 712, 714, 715, 717, 811, 812, 814, 815, 817, 915, 917, 923, 925, 1017, 1023, 1117, 1214, 1215, 1217, 1223, 1225, 1228, 1317, 1323, 1325, 1328, 1517, 1523, 1525, 1528, 1823, 1828, 2523, 2528, 2628, O345 (Conecto), O520 (Cito), O530 (Citaro)

Iskra Equivalente / Replace

UF - 1.300/4 4 escovas / brushes

Especificações / Features: **12V, 1,2kW** - Escova / Brush: 6 x 12 x 11 mm (L x A x C / W x H x L)



Equivalente / Replace: **ISKRA:** 16 908 508

Partida / Starter: AZE2617, 11 131 002, AZE2623, 11 131 054, AZE2634, 11 131 137, AZE2640, 11 131 178, AZE2160, 11 131 285, AZE2649, 11 131 299, AZE2194, 11 131518, AZE2669, 11 131 757, IS1015, IS1040, IS1060, IS1094, IS1104, IS1107, IS1173

Aplicação / Application: **MOSA, RUGGERINI, VALPADANA, BERTOLINI, GOLDONI, LANDBRUG:** 270, 303, 603, 701, 735, 737, 745, **LOMBARDINI:** Vários Modelos, **PIAGGIO:** Ape 0.4, **VALPADANA:** VMC 130, VMC 150, **ACME:** ADN 37/2VW, ADN 37VW, ADN 37W, ADN 45, ADN 48W, ADN 54W, ADN 60W, **ARONA:** AD 178M, AD 182L, AD 182M, AD 185M, **BCS:** Varios modelos, Two- Wheel tractors 750, **DU-CATI:** DM, HD, RH, **EUROMACCHINE:** PC Motor Pumps J5-180, **FERRARI:** Series 300 / 305 / 306 / 307, 70- SERIE 72S / 792 / 794 / 71 / 718 / 72S / 800 / 90 / 90 SB / T 72 / T 93, **HITNER:** Ecoltrac 30, **VM MOTOR:** DM 182, **AUDI:** A3 1.6 / 1.8 Quattro / Turbo / Turbo 20V / TT / Turbo

Roadster, **FORD:** Galaxy 2.3 / 2.3 16V, **SEAT:** Alhambra 1.8 Turbo 20V / 2.0 I, Cordoba 1.6 / 1.6 I / 1.8 / Turbo / 2.0, Ibiza 1.6 I / 1.8 / 2.0 I / Turbo 20V Cupra, Leon 1.4 16V / 1.6 16V / 1.8 20 V / Turbo / Turbo 20V 4 Syncro, Toledo 1.4 / 1.6 / 1.8 20V, **SKODA:** Fabia 2.0, Octavia 1.4 / 16V / 1.8 / Turbo / Turbo 20V RS / 4x4 / 1.9 TDI / 2.0 4x4, **VOLKSWAGEN:** Beetle 1.8 turbo / 2.0, New Beetle 1.6 / 1.8 / Turbo / 2.0, Bora 1.4 / 1.6 / 1.8 / 2.0 / Turbo, Caddy 1.6, Golf III 1.4 / 1.6 / 1.8 / Syncro / Turbo / 2.0 GLS / 2.0 GTI / 16 V, Golf IV / 1.4 / 1.6 / 1.8 / 2.0 / Motion / GTI, Golf V 1.8 GTI, Jetta 1.8 Turbo GLS / GL / 2.0, Passat 1.8 / GL, Polo 1.6 / 1.8, Sharan 1.8 Turbo 20V / 2.0 LPG, Vento 1.4 / 1.6 / 1.8 / 2.0 GL, **AGRALE:** 4230.4 Gargo, **ATLAS COPCO:** Placa vibratória LG400

Iskra Equivalente / Replace

UF - 1.336/4 4 escovas / brushes

Especificações / Features: **12V, 1,7kW** - Escova / Brush: 6 x 18 x 14 mm (L x A x C / W x H x L)



Equivalente / Replace: 16 915 200, MSX620

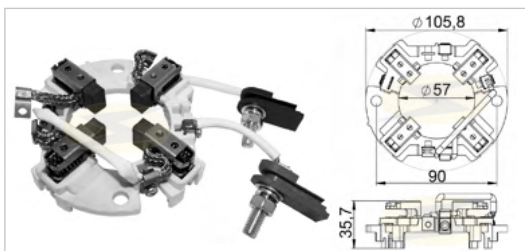
Partida / Starter: 11 131 267, IS1101, MS86

Aplicação / Application: **ATLAS:** Empilhadeira / Forklift, **JUUNGEINRICH, YALE:** Mini Backhoe, **CATERPILLAR:** 226B, **JCB:** 1CX, **BOBCAT** com arranque / starter PERKINS

Iskra Equivalente / Replace

UF - 1.355/4 4 escovas / brushes

Especificações / Features: **12V**, - Escova / Brush: 9 x 16 x 17 mm (L x A x C / W x H x L)



Equivalente / Replace: 16 906 472, MMX 688

Partida / Starter: **ISKRA:** 11 212 560, 11 216 995, 11 212 736, 11 212 936, 11 212 958, 11 216 997, 11 216 208, 11 216 209, 11 216 211, 11 216 257, 11 216 205, 11 216 446, 11 216 456, 11 216 574, 11 216 623, 11 216 633, 11 216 677, 11 216 422, 11 216 914, 11 218 043, 11 216 882, 11 212 255, 11 212 216, 11 212 070, 11 212 088, 11 212 612, 11 212 865, 11 216 541, 11 212 076, 11 212 083, 11 212 113, 11 212 417, 11 212 770, 11 212 987, 11 212 001, 11 212 276, 11 212 511, 11 212 626, 11 212 746, 11 212 748, 11 212 923, 11 214 057, 11 214 070, 11 216 022, 11 212 034, 11 212 299, 11 212 316, 11 212 754, 11 214 058, 11 214 071, 11 216 045, 11 212 756, 11 212 513, 11 212 361, 11 212 234, 11 216 835, 11 212 941, 11 212 610, 11 212 212, 11 212 084, 11 212 355, 11 212 358, 11 212 537, 11 212 905, 11 212 922, 11 216 021, 11 216 233, 11 216 678, 11 216 079, 11 216 857, 11 216 164, 11 218 140, MM205, IM0021, MM62,

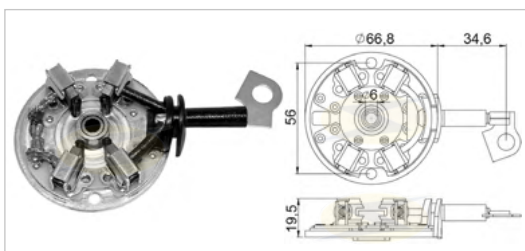
IM0029, MM204, IM0038, MM272, IM0051, MM191, IM0055, MM60, IM0057, MM159, IM0139, MM160, IM0140, MM143, IM0142, MM151, IM0145, MM256, IM0161, MM368, IM0204, MM176, IM0246, MM87, IM0260, MM268, IM0269, MM208, IM0270, MM259, IM0283, MM321, IM0350, MM96, IM0361, MM397, IM0434, AMJ5897, AMJ5858, AMJ5127, AMJ5529, AMJ5512, AMJ5883, AMJ5781, AMJ5239, AMJ5178, AMJ5652, AMJ5636, AMJ5196, AMJ5266, AMJ5670, AMJ5647, AMJ5642, AMJ5273, AMJ5592, AMJ5885, AMJ5279, AMJ5217, AMJ5107, AMJ5154, AMJ5156, AMJ5185, AMJ5198, AMJ5214, AMJ5254, AMJ5283, AMJ5538, AMJ5601, AMJ5720, AMJ5157, AMJ5163, AMJ5206, AMJ5549, AMJ5557, AMJ5605, AMJ5721, AMJ5109, AMJ5208, AMJ5291, AMJ5522, AMJ5571, AMJ5723, AMJ5842, AMJ5730, AMJ5269, AMJ5176, AMJ5511, AMJ5115, AMJ5249, AMJ5253, AMJ5282, AMJ5565, AMJ5568, AMJ5648, AMJ5718, AMJ5725, AMJ5767, AMJ5770, AMJ5817, AMJ5789, AMJ5798, AMJ5803, AMJ5702, AMJ5816, AMJ5847, AMJ5763, AMJ5714

Aplicação / Application: Guinchos, Guindastes, Empilhadeiras, Paletesiras, Plataformas, Elevadores marcas: **AMETEC, PALETRANS, ORTOBRAS, BUCHER HYDRAULICS, MONARCH, WESTERN MOTORS, FLUIDLINK HYDRAULICS, SPX FLUID POWER, SMITHS, BREVINI FLUID POWER.**

Jhaem Equivalente / Replace

UF - 1.362/4 4 escovas / brushes

Especificações / Features: **12V**, - Escova / Brush: 5 x 10,6 x 12 mm (L x A x C / W x H x L)

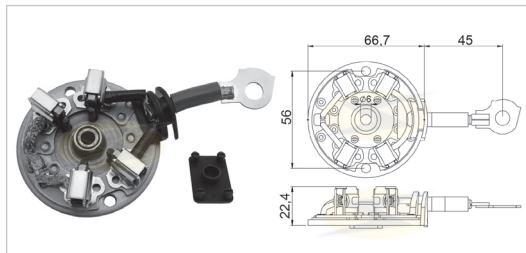


Equivalente / Replace:

Partida / Starter: **JHAEM:** JM000A15001, **HYUNDAI:** 36100-03400

Aplicação / Application: **KIA:** Rio (2011->), Picanto 1.0 (2004->)

Jheeco Equivalente / Replace



UF - 1.374/4 4 escovas / brushes

Especificações / Features: 12V, - Escova / Brush: 4,5 x 15 x 11,5 mm (L x A x C / W x H x L)

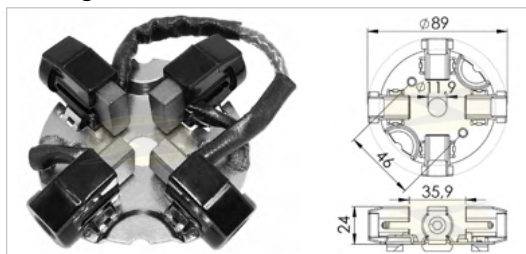


Equivalente / Replace:

Partida / Starter: **JHEECO:** 1043100GG01C

Aplicação / Application: **JAC:** J3 1.4 (2011-), J5

Magneti Marelli Equivalente / Replace



UF - 1.139

Especificações / Features: 12V - Tipo / Type: **E95R** - Escova / Brush: 8 x 19 x 18,2 mm (L x A x C / W x H x L)

UF - 1.139/2 2 escovas / brushes

UF - 1.139/4 4 escovas / brushes

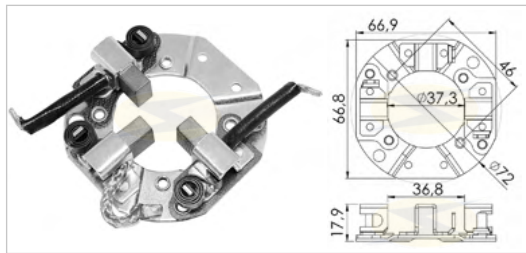


Equivalente / Replace: **MAGNETI MARELLI:** 855 403 41, 855 406 91

Partida / Starter: 632 218 31, 632 220 30, 632 220 31, 632 220 34, 632 220 35, 632 220 36, 632 220 38, 632 220 39, 632 221 30, 632 221 31, 632 221 33, 632 221 34, 632 221 35, 632 221 36, 632 221 38, 632 222 04, 632 222 06

Aplicação / Application: **IVECO:** Furgão, **ALFA ROMEO:** Alfa 145 / 155 / 156 2.4 JTD / 166 2.4 JTD, AR6 1.9 D, **CITROEN:** C25 1.9 TD, **FIAT:** Brava 1.9 JTD, Cromia 1.9 TD, Ducato 1.9 D, Marea 2.4 JTD / 2.4 TD, Multipla 1.9 JTD, Punto 1.9 JTD, Regata 65 1.9 D, Ritmo 1.9 TD, Tempra 1.9 D / 1.9 TD, Tipo 1.9 TD

Magneti Marelli Equivalente / Replace



UF - 1.140

Especificações / Features: 12V, 0,9Kw - Tipo / Type: **E80E** - Escova / Brush: 7 x 13 x 17,5 mm (L x A x C / W x H x L)

UF - 1.140/3 3 escovas / brushes

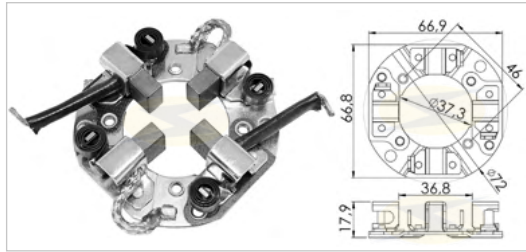


Equivalente / Replace: **MAGNETI MARELLI:** 832 244 61, 832 253 26

Partida / Starter: 631 020 03, 631 020 04, 631 020 07, 631 020 08, 632 229 00, 632 229 01, 632 230 85, 632 231 01, 632 231 03, 632 231 08, 632 931 01, 631 010 00, 631 010 02, 631 010 08, 632 228 89, 632 228 97, 632 229 05, 632 229 08, 632 229 09, 632 229 36, 632 231 04, 632 231 09, 632 232 00, 632 233 03, 632 931 03, 632 931 04

Aplicação / Application: **FIAT:** Fiorino 1.0 / 1.5 / 1.6 / 2.0, Strada 1.0 / 1.3, Uno Mille, 500 1.1, 600 1.1, Brava 1.2 / 1.4 / 1.6 16V EL / 1.6 16V SX, Bravo 1.4 / 1.6 / 1.6 SX, Marea 1.2 / 1.4i 16V / 1.6 16V BiPower / 1.6i 16V, Palio 1.4 / 1.6 16V, Punto 1.1 / 1.2 / 1.4 Turbo GT, Scudo 1.6, Siena 1.2 / 1.4 / 1.6 16V, Tempra 1.6i.e., Tipo 1.6i.e., **CITROEN:** Jumpy (Dispatch) 1.6 / 1.6i, **NISSAN:** Primera 1.6 16V

Magneti Marelli Equivalente / Replace



UF - 1.141

Especificações / Features: 12V, 0,8/1Kw - Tipo / Type: **E80** - Escova / Brush: 7 x 13 x 17,5 mm (L x A x C / W x H x L)

UF - 1.141/4 4 escovas / brushes

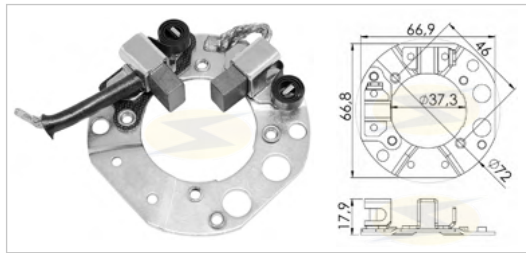


Equivalente / Replace: **MAGNETI MARELLI:** 832 212 41, 832 244 61, 832 253 59, 832 262 16

Partida / Starter: 632 228 31, 632 228 33, 632 228 36, 632 228 38, 632 230 31, 632 230 34, 832 212 41, 832 244 61, 832 253 59, 832 262 16, 502 465 32, 502 466 48, 632 230 33, 632 230 35, 632 233 04

Aplicação / Application: **TOYOTA:** 18R, **CITROEN:** Jumpy (Dispatch) 1.6 / 1.6i, **FIAT:** 127 0.9, 500 0.7 / 0.7i / 0.9 / 0.9i.e., 600 0.9, Brava 1.6 16V EL / 1.6 16V SX, Bravo 1.6 / 1.6 SX, Doblò 1.6i.e. 16V / Cargo 1.6 16V, Fiorino 0.9 / 1.6, Marea 1.6 16V BiPower / 1.6i 16V / Weekend 1.6 16V, Multipla 1.6 16V, Palio 1.4 / 1.6 16V, Punto 1.4 Turbo GT, Scudo 1.6, Siena 1.4 / 1.6 16V, Stilo 1.6 16V, Tempra 1.6i.e., Tipo 1.6i.e., Uno 0.9, Strada 1.6, **SEAT:** Fura 0.9, Ibiza 0.9, Marbella 0.8 / 0.9, Terra 0.9

Magneti Marelli Equivalente / Replace



UF - 1.202/2 2 escovas / brushes

Especificações / Features: 12V - Escova / Brush: 7 x 13 x 17,5 mm (L x A x C / W x H x L)



Equivalente / Replace: **MAGNETI MARELLI:** 9945553, 83225326

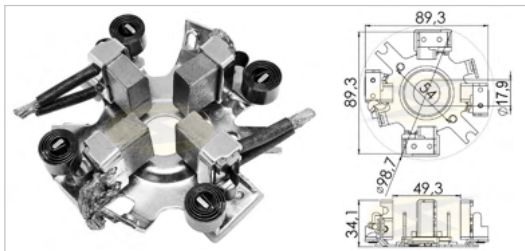
Partida / Starter: E80, E80E, 63101000, 63101002, 63201008, 63222889, 63222897, 63222905

Aplicação / Application: **FIAT:** 500 1.1 Sporting, 600 1.1, Bravo 1.2 16V, Doblò 1.2 8V, Palio 1.2, Palio 1.0 8v (1996→2000), 1.0 / 1.3 8v (Fire) (2001→), Punto 1.2 16V, Siena 1.2, Siena 1.0 8v (Fire) (2001→), Uno Mille,

Magneti Marelli Equivalente / Replace

UF - 1.246/4 4 escovas / brushes

Especificações / Features: **12V** - Escova / Brush: 10 x 25 x 23 mm (L x A x C / W x H x L)



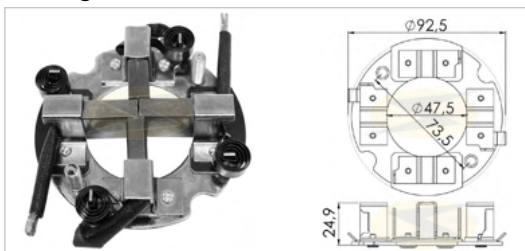
SAIBA MAIS
Equivalente / Replace: **MAGNETI MARELLI:** 7216470, 072164701000, 72362701, 7236660
Partida / Starter: 632 16817, 632 16818, 632 16831, 632 16852, 632 16861, 632 16884, 632 16896, MT68AD, MT68LC, MT68MC, MT68PB, MARELLI MT68RA, MT68S, MT68T

Aplicação / Application: **IVECO:** Mk 198301 - 199112, Daily 30-8 / 35-8 / 40-8, **RENAULT:** Master I 1989-2001, Trafic 2.5d, Messenger B120.65 1996-1999, **OPEL:** Arena 2.5d, **FIAT:** Trator 160-90 (1984- 1991), F100dt (1986- 1991), F120dt (1986- 1991), F130dt (1986- 1991), 100-90 (1984- 1991), 1380dt (1981- 1984), **FORD:** New Holland Trator 7530, **CASE:** Trator / Tractor Farmall 80 Ano 2009, **NEW HOLLAND:** Tratores

Magneti Marelli Equivalente / Replace

UF - 1.255/4 4 escovas / brushes

Especificações / Features: **12V** - Tipo / Type: **M50, M127** - Escova / Brush: 9 x 20 x 24 mm



(L x A x C / W x H x L)
Equivalente / Replace: **MAGNETI MARELLI:** 54245374, 352 58 268

Partida / Starter: 26234, 26265, 26284, 26316, 26318, 26323, 26329, 26336, 26337, 26341, 26342, 26343, 26344, 26345, 26349, 26351, 26352, 26355, 26357, 26358, 26361, 26363, 26365, 26366, 26369, 26379, 26382, 26384, 26386, 26388, 26398, 26402, 26404, 26407, 26410, 26411, 26416, 26423, 26431, 27501, 27508, 27512, 27533, 27539, 27540, 27541, 27543, 27553, 27554, 27556, 26211, 26227, 26246, 26273, 26274, 26290, 26291, 26294, 26295, 26297, 26298, 26304, 26305, 26312, 26316D, 26317, 26359, 26360, 26367, 26374, 26376, 26378, 26403, 26408, 26409, 26414, 26420, 26421, 26427, 26428, 26429, 26430, 26433, 26434, 26435, 26436, 63227483, 63227533, 63227564, 63227574, 63227585, 63227598, 63227501, 63227541, 63227565, 63227575, 63227591, 63227599, 63227502, 63227547,


63227568, 63227578, 63227592, 63227600, 63227510, 63227553, 63227570, 63227582, 63227593, 63227601, 63227512, 63227554, 63227571, 63227583, 63227594, 63227604, 63227518, 63227559, 63227572, 63227584, 63227596, 63292035, 71YB11000AA, 835FX11000BB, 352 58 240, 352 58 440

Aplicação / Application: **FORD:** F4000 (c/ motor MWM), F1000 (c/ motor MWM), Tourne 2.5 TD, Transit III 2.5 D, Transit IV 2.5 D, Transit V 2.5 D / TDi, Transit 2.4 Diesel, Transit 2.4 TDE, **MASSEY FERGUSON:** Agriculture series 240 2.5, 245 2.5, 255 2.5, 274 3.9, 285, 350, 354, 355, 360, 364, 3645, 365, 3655, 3680 7.4, 375, 390, 390 T, 390T, 398, 399, 4255, 4270, 6170,6180, 8120, 8140, 8150, 8160, 8240, 8250, 8260, 8270, 8280 **VALTRA:** 305, 405, 505 3.3, 6000, 605 3.3, 6400, 6600, 705 4.4, 805 4.4, 8100, 8400, 905, **JCB:** Escavadeira 805 / 806 / 806B / 807B

Magneti Marelli Equivalente / Replace

UF - 1.291/4 4 escovas / brushes

Especificações / Features: **12V, 1,4Kw** - Tipo / Type: **M70R** - Escova / Brush: 6 x 15 x 16,5 mm



(L x A x C / W x H x L)
Equivalente / Replace: **MAGNETI MARELLI:** 9947758, 9948019, 9948653, 77363821, 83220461, 83222681, 83222683, 83227131, 83227226, 83227260

Partida / Starter: 63111016, 63011018, 63223536, 2280009540, 95FB11000BB, 95FB11000BC, 95FB11000BD, 95FB11000BG, 63111000, 63111001, 63111005, 63111007, 63111008, 63111010, 63111018, 63111023, 63111027, 63111036, 63111037, 63111043, 63113001, 63113002, 63113003, 63193001, 63223430, 63223431, 63223432, 63223433, 63223434, 63223435, 63223436, 63223438, 63223494, 63223730, 63293538

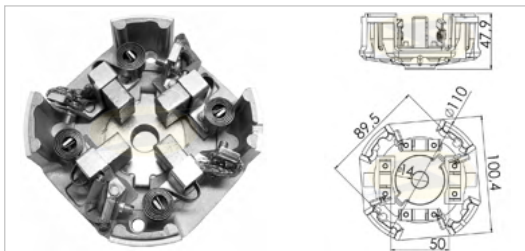
Aplicação / Application: **FIAT:** Brava 1.8, Bravo 1.8 / 2.0, Coupé 1.8 / 2.0, Doblo 1.9, Grand Punto 1.6, Marea 2.4, Palio 1.9, Punto 1.9,

Strada 1.9, Tempra 1.8 / 2.0, Tipo 1.6, Uno 1.3, Marea, Palio Weekend, Brava 1.6 16V EL, Brava 1.6 16V SX, Bravo 1.6, Bravo 1.6 SX, Marea 1.6 i 16V, Multipla 1.6 16 V Bipower, Multipla 1.6 16V, Multipla 1.6 16V Blupower, **LANCIA:** Dedra 1.6 16V, Lybra 1.6 16V, **ALFA ROMEO:** 145 1.4, 146 1.4, 155 1.8, 156 2.0, 164 2.0, 166 2.0, GT 1.8, GTV 2.0, Spider 2.0, **FORD:** Courier 1.3, Fiesta 1.3, **MAZDA:** 121 1.3, **NISSAN:** Primera 2.0, **SUZUKI:** SX4 1.9 DDiS

Magneti Marelli Equivalente / Replace

UF - 1.319/4 4 escovas / brushes

Especificações / Features: **12V, 3,0Kw** - Escova / Brush: 10 x 25 x 23,5 mm (L x A x C / W x H x L)



Equivalente / Replace: **MAGNETI MARELLI:** 1011743
Partida / Starter: **FIAT:** 4702248, 4807375, **MAGNETI MARELLI:** 632 16800, 632 16808, 632 16814, 632 16815, 632 16816, 632 16825, 632 16826, 632 16827, 632 16833, 632 16851, 632 16859, 632 16873, 632 16874, 632 16876, 632 16898, MT62BA, MT68A, MT68AA

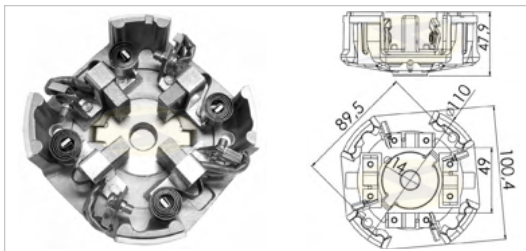
Aplicação / Application: **FIAT:** Tratores Séries / Tractor Series: 446, 466, 480, 500, 540, 545B (1971), 550, 566, 570, 580, 600, 640, 650, 666, 680, 670, 750, 780, 850, 880, 900, 1000, L60, L65, L75, L85, L95, 55-46, 60-46, 65-46 (1988), 85-55 (1989), 55-56, 60-56, 65-56 (1990), 70-56, 90-56 (1990), 70-65 (1988 - 1989), 80-65 (1988 - 1989), 45-66, 50-66, 55-66, 60-66, 65-66 (1987), 70-66 (1984), 80-66 (1988), 70-75 (1989), 80-75 (1989), 70-76 (1990), 80-76, 55-85 (1992), 70-86 (1992), 72-86, 82-86, 55-88, 65-88 (1989), 70-88 (1989), 80-88 (1989), 55-90,

60-90, 65-90 (1987), 70-90 (1989), 80-90 (1988), 82-86 (1992), 85-90 (1991), 65-93, 72-93, 82-93, 88-93, 90-93, 95-93, 60-94, 65-94, 72-94, 82-94, 88-94, 8041 (1979), 8061 (1978), FG65A (1984 - 1988), **NEW HOLLAND:** Tratores Séries / Tractor Series: 3435, 3935, 4135, 4635, 4835, 5635, 6635, 7635, TL65, TL70, TL80, TL90, TL100, TN55, TN65, TN70, TN75, TN55S, TN60DA, TN60SA, TN65F, TN65S, TN70DA, TN70F, TN70S, TN70SA, TN75DA, TN75F, TN75S, TN75SA, TN80F, TN85FA, TN90F, TN95F, TN95NA, TN95VA, TD60, TD70, TD80, TD85, TD90, TD95, TD55D, TD60D, TD65B, TD65D, TD70D, TD75D, TD80D, TD85D, TD90D, TD95D, 3630, 3830, 4030, 4230, 4330, 4430, 5630, LB75, TK76, TK85, TK100A, TK80A, TK90A, TK95, TK76, LM410, LM420, LM430, LM640, LM425A, TT55, TT75, 3010S, 4010S, 5010S

Magneti Marelli Equivalente / Replace

UF - 1.320/4 4 escovas / brushes

Especificações / Features: 24V, 4,0Kw - Escova / Brush: 8 x 25 x 23 mm (L x A x C / W x H x L)



Equivalente / Replace: MAGNETI MARELLI: 72362601

Partida / Starter: FIAT: 4716026, 4701920, 4699704, 4737756, 4737754, 4807378, 7740560, 77445430, 77050562, 4807379, 42498212, MAGNETI MARELLI: MT67A, 63216740010, 63216727010, 63216725010, 63216747010, 63216748010, MT67AB, MT67DB, MT67DA, MT67CA, MT67C, 63216726010

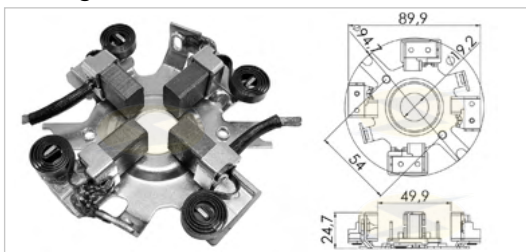
Aplicação / Application: FIAT: Tratores Séries / Tractor Series: EX 215 W, FR-10B (1985 - 1995), 645B (1971 - 1983), FR100 (1994 ->), FR11 (1985 - 1995), FR130 (1994 ->), FR130.2, FW110 (Todos / All), FW130 (Todos / All), FW90 (Todos / All), 315, 65B, FE12R, FE16, FR7, FR9. Caminhões Séries / Trucks Series: 100F13, 100NC, 110NR, 110NT, 40NC, 50NC, 55NC, 616, 616N3, 616N3/4, 75PC, 79-13, 79F13, 80F13, 80NC, 90F13, 90NC, 90PC. Ônibus Séries / Bus Series: 314-3, BENFRA: Tratores Séries / Tractor Series: 10CH, 9.11, 9.12, 9.32,

1.25, 215I, 315, 4.08, 4.10, 4.12, 515, 6CH, 7.08, 8CH, 9.08, 9.09CH, 9.10CH, 9531, NEW HOLLAND: Tratores Séries / Tractor Series: LW90 (1999 ->), LW130TC, LW130 (1999 ->), LW110 (1999 ->), 130C, 150C

Magneti Marelli Equivalente / Replace

UF - 1.321/4 4 escovas / brushes

Especificações / Features: 12V - Escova / Brush: 9 X 16 X 23,5 mm (L x A x C / W x H x L)



Equivalente / Replace: MAGNETI MARELLI: 72164101

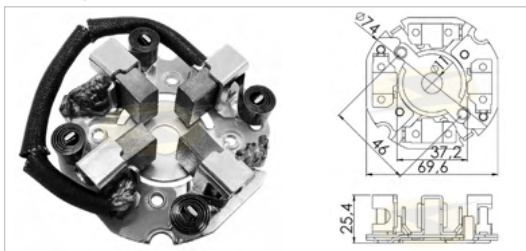
Partida / Starter: 632 171 04, 632 171 05, 632 171 06, 632 171 07, 632 171 08, 632 171 10, 632 171 12, 632 171 16, 632 171 17, 632 171 18, 632 171 19, 632 171 20, 632 171 21, 632 171 25, 632 171 26, 632 171 38, 632 171 47, 632 171 48, 632 171 54, 632 171 56, 632 171 58, 632 171 63, 632 171 73, 632 171 80, 632 171 82, 632 171 86, 632 171 88, 632 171 97, 632 174 01, 632 174 02, 632 174 03, 632 174 04, 632 174 07, 632 174 08, 632 174 10, 632 174 25, 632 174 33, 632 174 47

Aplicação / Application: FIAT: Trator 55.46/55.65/55.66/55.90 (1984 - 1988), Ducato, IVECO: 8040 (1987 - 1999), 8041 (1990 - 2000), 8061 (1986 - 2000), 8141 (1991 - 2001), Daily 49.10 2.4D, RENAULT: Master 28-35 2.4/2.5D (1980-1989), Traffic 2.5D (1980 - 2001)

Magneti Marelli Equivalente / Replace

UF - 1.330/4 4 escovas / brushes

Especificações / Features: 12V - Escova / Brush: 8 X 19 X 20 mm (L x A x C / W x H x L)



Equivalente / Replace: MAGNETI MARELLI: 83226336


Partida / Starter: 631 140 14, 632 095 01, 631 140 17, 632 220 05, 632 800 40, 632 800 41, DENSO: 4280001380, PERKINS: 2873K404

Aplicação / Application: BMW: 330 2.9D (1999 - 2006), 530 2.9D (1999 - 2004), 730 3.0D (1998 - 2001), X5 3.0D (2001 - 2003), CITROEN: Jumper 2.0 HDI (2002 - 2006), FIAT: Ducato 1.9D (1998 - 2002), Ducato TDI (1994 - 2002), Ducato 2.8 (TDI 1997 - 2002), PERKINS, MASEY FERGUSON: Trator 6270 (1999->), 6280 (1999->), 6290 (1999->)

Mitsuba Equivalente / Replace

UF - 1.199/4 4 escovas / brushes

Especificações / Features: 12V - Escova / Brush: 5 x 17 x 16 mm (L x A x C / W x H x L)



Equivalente / Replace:

Partida / Starter: 31200-P30-902, SM402-13, SM402-13N, SM442, SM442-01, SM442-02, SM442-07, SM442-08, SM442-09, SM442-10, SM442-11, SM442-13, SM442-22, SM442-25, SM442-39

Aplicação / Application: HONDA: CIVIC 1.6 (1993->1997), ACCORD 2.3 (1998->2002) / 3.0i V6 (1998->2002), ODYSSEY 2.3 (1998->1999), HR-V 1.6 16V (1999->), ISUZU: OASIS 2,3L (1998->1999)

Mitsuba Equivalente / Replace

UF - 1.200/4 4 escovas / brushes

Especificações / Features: 12V - Escova / Brush: 5 x 17 x 16 mm (L x A x C / W x H x L)



Equivalente / Replace:

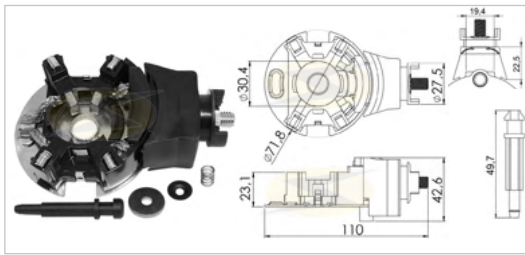
Partida / Starter: SM 402 03, SM 402 202

Aplicação / Application: ISUZU, ACURA, HONDA: Accord IV 2.2i 16V, Accord 2.2i, Prelude IV 2.0i 16V, Prelude 2.2i / 2.3i, Shuttle 2.2 16V, Civic, Odyssey 2.2i / 2.3i

Mitsuba Equivalente / Replace

UF - 1.216/4 4 escovas / brushes

Especificações / Features: **12V, 1,6Kw - Tipo / Type: PMGR**



Escova / Brush: 4,7 x 12 x 11,5 mm (L x A x C / W x H x L)
Equivalente / Replace: **MITSUBA:** 04312-PSA-305, 31210-PSA-J51, 1210RRAA52, 31210PHM004, 31210PSAJ52, 31210PSAJ53, 31210PSAJ54, 31210RRAA52, 31210RRAA51

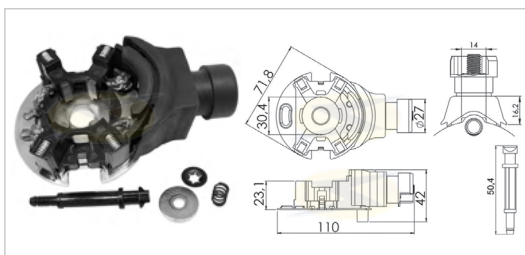
Partida / Starter: SM61202, SM61206, SM61207, SM71001, SM71003, SM71004, SM612022W, 31200RAAA61, SM612 05, SM612 09, SM612 10, SM612 063M, SM7102, **HONDA:** 31200 RAA A51, 31200 RAA ARM, 31200 RAA ARAA43, 31200 RAA ARAA51, 31200PPA505, 1200PPAA01, 1200PPAA02, 1200PPAA03, 1200PPAA51, **LESTER:** 17816, 17844, 17870, 17959

Aplicação / Application: **ACURA:** TSX 2.4L, **HONDA:** Accord VII 2.0 / 2.0 4x4 / 2.4i, Civic VII 2.0 Type-R, Civic VIII 1.3 / 1.8, CR-V II 2.4i, CR-Z 1.3, Insight 1.0 / 1.3, Accord 2.4i, Civic Si / Ex / Lx (2007→2013) Cr-V 2.4i, Element 2.4i Ex / Lx

Mitsuba Equivalente / Replace

UF - 1.313/4 4 escovas / brushes

Especificações / Features: **12V** - Escova / Brush: 4,7 x 11,95 x 11,5 mm (L x A x C / W x H x L)



Equivalente / Replace: _____
Partida / Starter: SM74018, SM74012

Aplicação / Application: **HONDA:** New Fit (2015 ->), New City (2015 ->), New Civic (2012 ->), CRV (2012 ->).

Mitsubishi Equivalente / Replace

UF - 1.142

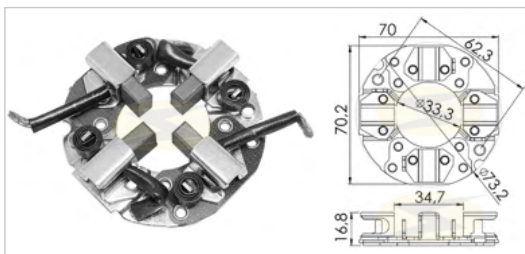
Especificações / Features: **12V - Tipo / Type: OSGR / PLGR** - Escova / Brush: 7 x 12 x 16 mm

UF - 1.142/2 2 escovas / brushes

(L x A x C / W x H x L)

UF - 1.142/4 4 escovas / brushes

Equivalente / Replace: **MITSUBISHI:** M649X20471, ME701467, M649T20471, MD618967



Partida / Starter: **MITSUBISHI:** M8T 75071, ME201650, M2T56182, M2T84071, M2T87071, M2T87971, M 008 T75 071, M 002 T85 271, M 002 T87 771, M 002 T87 712A, M 002 T87 712T, M 002 T87 671, M002T85971ZT, M002T84071, M002T84071ZT, M002T84171, M002T84171ZT, M002T84271, M002T84371, M002T84471, M002T84571, M002T84671, M002T84771, M002T85071, M002T85371, M002T85671, M002T85672, M002T85771, M002T85871, M002T87071, M002T87071ZT, M002T87072ZT, M002T87171, M002T87171ZT, M002T87271, M002T87271ZT, M002T87371, M002T87471, M002T87971, M002T88071, M002T88171, M002T88271, M002T88372, M002T88471, M002T88473, M002T88671, M002T88971, M002TS0471, M002TS0571, M002TS0575, M002TS0671, M008T70071, M008T70171, M008T70175, M008T70371, M008T70471, M008T70471A,

M008T70472, M008T71371, M008T71371ZE, M008T71471, M008T71471ZE, M008T71571, M008T75071A, M008T75073, M008T75074, M008T75074A, M008T75171, M008T75271, M008T75371, M008T75671, M008T75871, M008T75971, M008T76071, M008T76072, M008T76072ZE, M2T84071ZT, M2T84171, M2T84171ZT, M2T84271, M2T84371, M2T84471, M2T84571, M2T84671, M2T84771, M2T85071, M2T85371, M2T85671, M2T85672, M2T85771, M2T85871, M2T87071ZT, M2T87072ZT, M2T87171, M2T87171ZT, M2T87271, M2T87271ZT, M2T87371, M2T87471, M2T87671, M2T87771, M2T88071, M2T88171, M2T88271, M2T88372, M2T88471, M2T88473, M2T88671, M2T88971, M2TS0471, M2TS0571, M2TS0575, M2TS0671, M8T70071, M8T70171, M8T70175, M8T70371, M8T70471, M8T70471A, M8T70472, M8T71371, M8T71371ZE, M8T71471, M8T71471ZE, M8T71571, M8T75071A, M8T75073, M8T75074, M8T75074A, M8T75171, M8T75271, M8T75371, M8T75671, M8T75871, M8T75971, M8T76071, M8T76072, M8T76072ZE, MD312857, MD312858, MD314167, MD315547, MD315548, MD331137, MD344182, MD344183, MD348221, ME201650A, ME202970, ME204424, ME204425, ME204425B, M002T86071ZT, M002T85971ZT, M008T7507, **FOMOCO:** AB39-11000-BA, AB39-11000-AA, **NISSAN:** 233001P115, 233001P175, 233006U015, 233006P010, **FORD:** AB39-11000-AA, **MANDO:** MG-120413, TM000A36101

Aplicação / Application: **CLARK, SUBARU, TOYOTA, PLYMOUTH, AUDI, BOBCAT, CHEVROLET-GM:** S10 C/ Motor Mwm 2.8 Sprint, **DODGE:** Caravan 2.8 CRD, Grand Caravan 2.8 CRD, **FORD:** Ranger 2.5 Diesel / 2.5 TD 4x4 / 2.2 4CC (2013->) / 3.2 5CC TDi (2013->), **TROLLER:** Troller T4 3.2 5CC TDi (2015->), **HYUNDAI:** H100 2.5 Diesel / 2.5 TD, HR, Galloper 2.5 Diesel Intercooler, H1 2.5 CRDi / 2.5 TD, H100 (Com Partida De Mando / With Starter Mando), **KIA:** Bongo K2500 2.5 TCI, Pregio 2.5 TCI, Ts 2500, **MAZDA:** 323 2.0 Diesel / 2.0 TD, 626 2.0 Diesel / 2.0 TD, B2500 2.5 Diesel / 2.5 TD, MP-V 2.5 TD, Premacy 2.0 TD, **MITSUBISHI:** Colt 1.8 Diesel, Galant 2.0 TD / 2.3 TD, L200 2.5 Di-D / 2.5 Diesel / 2.5 TD 4WD / Sport Hpe / Outdoor, L300 2.5 Diesel / 2.5 TD 4WD, Lancer 1.8 Diesel, Pajero 2.3 TD / 2.5 TD / 2.8 (1994-1999) / 3.2 (2000-2007), Canter 35 2.8 (1996-1999) / 55 3.0 (2001->), Space Gear 2.5 TD / Runner 2.0 TD GLX / Wagon 1.8 TD / 2.0 TD, Trator, **RENAULT:** Master 2.5 Diesel / 2.8 Diesel / 2.8 dTi Até 2005, **SUZUKI:** Alto 1.0, Baleno 1.6i 16V / 1.8 GT / 1.8i 16V / 1.9 TD, Grand Vitara 2.0 HDi, Swift 1.0 / 1.3 / 1.3 GTi / 1.3 Gxi / 1.6 / 1.6i, Wagon R+ 1.3 4WD, **NISSAN:** Almera 2.2 dCi / 2.2 Diesel / Tino 2.2 Diesel, Frontier 2.5 dCi, Navara (Frontier) 2.5 dCi, Pathfinder 2.5 dCi, **CHRYSLER:** Voyager 2.5 CRD / 2.8 CRD / 2.8 CRDi, **CITROEN:** Jumper 2.5 Diesel / 2.5 TD / 2.5 TDi, **HONDA:** Accord 2.2 DTDi, Civic 2.2 CTDi, CR-V 2.2 CTDi, FR-V 2.2i CTDi, **JEEP:** Cherokee 2.8 CRD, **OPEL:** Movano 2.5 Diesel / 2.8 TDi, **PEUGEOT:** 605 2.5 TD, Boxer 2.4 TDi / 2.5 Diesel / 2.5 TDi, **VAUXHALL:** Movano 2.5 Diesel / 2.8 DTi / 2.8 TDi

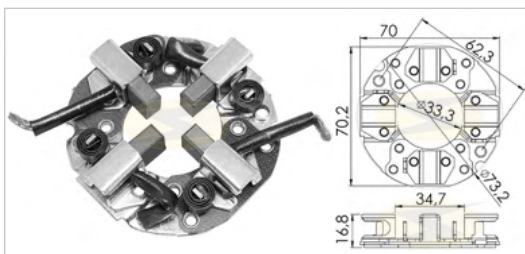
Mitsubishi Equivalente / Replace

UF - 1.143/2 2 escovas / brushes

Especificações / Features: **24V - Tipo / Type: OSGR / PLGR** - Escova / Brush: 7 x 12 x 17 mm

UF - 1.143/4 4 escovas / brushes

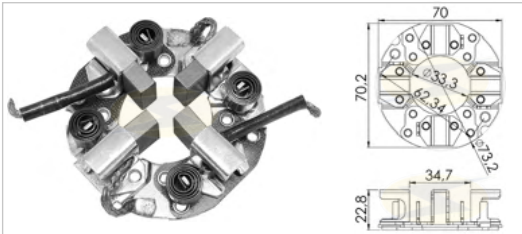
(L x A x C / W x H x L)



Equivalente / Replace: **MITSUBISHI:** M649X20771, ME701495
Partida / Starter: M8T 80071, ME 012995, M8T 80171, M8T 85071, M002T80772, M002T87571, M002T87871, M002TS5071, M008T80071, M008T80071A, M008T80071B, M008T80171, M008T80371, M008T80372, M008T80373, M008T80374, M008T80471, M008T80471A, M008T80472, M008T80472A, M008T80571, M008T80571A, M008T80772, M008T81071, M008T81071A, M008T85071, M008T85071A, M008T85071B, M008T85271, M008T85271B, M008T85471, M008T85571, M008T85671, M2T80772, M2T87571, M2T87871, M2TS5071, M8T80071A, M8T80071B, M8T80371, M8T80372, M8T80373, M8T80374, M8T80471, M8T80471A, M8T80472, M8T80472A, M8T80571, M8T80571A, M8T80772, M8T81071, M8T81071A, M8T85071A, M8T85071B, M8T85271, M8T85271B, M8T85471, M8T85571, M8T85671, ME012994, ME013008, ME014418

Aplicação / Application: **BOBCAT, CLARK, ONAN, TORO, TOYOTA, CASE:** Máquinas diversas, **ISUZU:** Motor 4JB1PA, **KOBELCO:** Escavadeira SK60 / SK70 / SK200 / SK210, **MITSUBISHI:** Canter 60 3.9 TD / 75 3.9 TD, Fighter FK71D, Trator / Tractor,

Mitsubishi / Valeo / Mando **Equivalente / Replace**



UF - 1144

UF - 1144/2 2 escovas / brushes

UF - 1144/4 4 escovas / brushes



Partida / Starter: **SAIBA MAIS** **MITSUBISHI:** M002T54172, M002T54271, M002T54371, M002T56182, M002T65271, M2T54371, M2T56182, MD164975, M2T54271, M2T54172, **MANDO:** MG122565, MG120413, **VALEO:** TM000A23601, **HYUNDAI:** DSL3610044000, DSL3610044010, DSL361004A000, DSL361004A010, DSL36100 4400

Aplicação / Application: **TORO, YALE, ACURA, CASE, DODGE, MAZDA, HYUNDAI:** H1, H100, HR, H100 2.5 Diesel, Galloper 2.5 TD, H1 2.5 CRDi / 2.5 Diesel / 2.5 TD, Porter 2.5 CRDi, Starex 2.5 CRDi / 2.5 TD, **KIA:** Sorento 2.5 CRDi, Besta, **MITSUBISHI:** L-200, L-300 - Turbo, Libero, Colt 1.8 Diesel / 2.0 Diesel, Galant 1.8 TD / 2.0 TD / 2.3 TD, L200 2.5 Diesel / 2.5 TD, L300 2.3 Diesel / 2.5 Diesel /

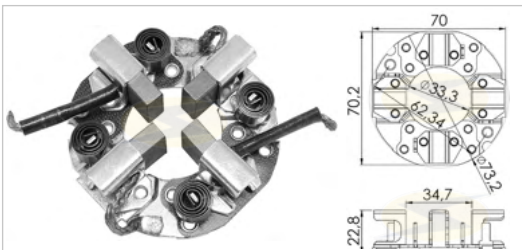
2.5 TD, Lancer 2.0 Diesel, Pajero 2.3 TD / 2.5 TD, Space Runner 2.0 TD GLX, Space Wagon 1.8 TD / 2.0 TD, Empilhadeira FD20, **NISSAN:** Frontier 3.2 - (1999→), **KUBOTA:** Motores Frigoríficos / Refrigerators Motors

Especificações / Features: **12V - Tipo / Type:** **OSGR / PLGR** - Escova / Brush: 7 x 18 x 18,5 mm

(L x A x C / W x H x L)

Equivalente / Replace: **MITSUBISHI:** M649T05071, ME700127

Mitsubishi **Equivalente / Replace**



UF - 1145/2 2 escovas / brushes

UF - 1145/4 4 escovas / brushes



Equivalente / Replace: **MITSUBISHI:** M649T05072, ME700140

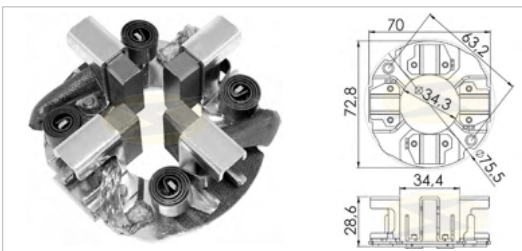
Partida / Starter: **SAIBA MAIS** **MITSUBISHI:** M002T67871, ME017035, M002T67881, ME017085, M2T65271, M2T65272, M2T66272, M002T65271, M002T65272, M002T66272, M2T67871, M2T67881

Aplicação / Application: **YALE, CASE, KUBOTA:** Motores Frigoríficos / Refrigerators Motors, **MITSUBISHI:** Empilhadeira FD20, Canter 211 Diesel / 444 Diesel. Caminhão,

Especificações / Features: **24V - Tipo / Type:** **OSGR / PLGR** - Escova / Brush: 7 x 18 x 18,5 mm

(L x A x C / W x H x L)

Mitsubishi **Equivalente / Replace**



UF - 1146/2 2 escovas / brushes

UF - 1146/4 4 escovas / brushes



Equivalente / Replace: **MITSUBISHI:** F4TZ 11061 A, SBE 351

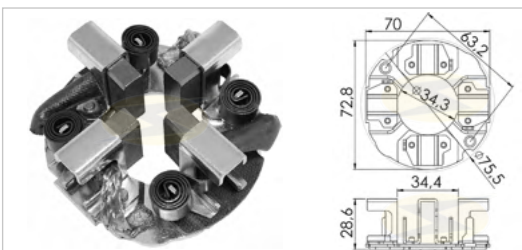
Partida / Starter: **SAIBA MAIS** **F4TZ-11002B,** M008T60871, M008T60872, 32B66-02500, M8T50071, M8T50171, M8T55171, ME087764, M008T50071, M008T50072, M008T50171, M008T55171, M008T55472, M008T55473, M8T50072, M8T55471, M8T55472, M8T55473

Aplicação / Application: **CATERPILLAR:** 320C, Escavadeira 320, Escavadeira 320B, **FORD:** Van, Pick-Up - 7.3 L - Diesel, E350 6.9 V8, F250 6.9 V8, F350 6.9 V8, **MITSUBISHI:** Empilhadeira FD35D / FD35D2 / FD35DS / FD38 / FD40D / FD45D / FD50C / FD50D

Especificações / Features: **12V - Tipo / Type:** **PLGR** - Escova / Brush: 8 x 24 x 18 mm

(L x A x C / W x H x L)

Mitsubishi **Equivalente / Replace**



UF - 1147/2 2 escovas / brushes

UF - 1147/4 4 escovas / brushes



Equivalente / Replace: **MITSUBISHI:** M649X20671, ME701448

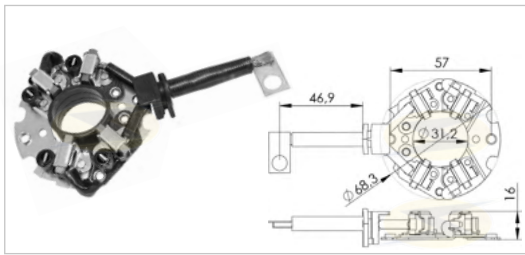
Partida / Starter: **SAIBA MAIS** **M8T60071,** ME077796, M8T60271, M8T60371, M8T60372, M8T60771, M008T60271, M008T60371, M008T60372, M008T60373, M008T60471, M008T60771, M008T60871, M008T60872, M008T60873, M008T60971, M008T60973, M8T60373, M8T60471, M8T60871, M8T60872, M8T60873, M8T60971, M8T60973, M8T62671

Aplicação / Application: **FORD, CATERPILLAR:** Escavadeira 320B, Empilhadeira/ Forklift DP40, **KOBELCO:** Escavadeira SK210, **MAN:** 7150, 7180, 7220, 8150, 8180, 8210, 8240, 10180, 10210, 10240, 12180, 12210, 12240, 13240, 13280, 15240, 15280, 18240, 18280, 18330, 26280, 26330, **MITSUBISHI:** Fuso, Empilhadeira FD35D / FD35D2 / FD35DS / FD38 / FD40D / FD45D / FD50C / FD50D

Especificações / Features: **24V - Tipo / Type:** **PLGR** - Escova / Brush: 8 x 24 x 18 mm

(L x A x C / W x H x L)

Mitsubishi Equivalente / Replace



UF - 1.155
UF - 1.155/2 2 escovas / brushes
UF - 1.155/4 4 escovas / brushes



SAIBA MAIS M649T01273, M649T09371, M649T09471, MD611731, MD611918, M321X06676, 3616935010, 2337842L70, 2337842L71

Especificações / Features: 12V - Tipo / Type: PMGR - Escova / Brush: 4,5 x 12 x 17 mm
(L x A x C / W x H x L)

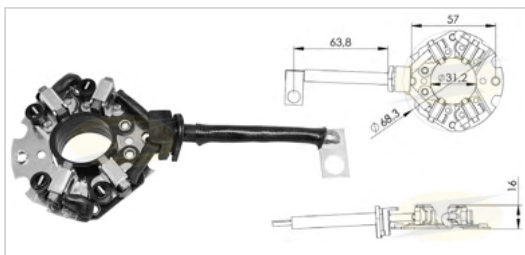
Equivalente / Replace: MITSUBISHI: MD611217, M649T06871, M649T01271, M649T01272,

Partida / Starter: TM000A08401, M000T81181, 3610023160, M000T90482, M000T90482ZC, M000T91781, M000T91981, M000T91981ZC, M001T 40371 / 60081 / 60181 / 60185 / 60281 / 60381 / 60581 / 61181 / 64285 / 68281 / 68381 / 68681 / 70281 / 70283 / 70482 / 70483 / 70685 / 70981 / 70981A / 70982 / 70985 / 71381 / 71382 / 71382ZC / 71481 / 71481A / 71781 / 71781A / 72081 / 72085 / 72086 / 72086A / 72087 / 72088 / 72181 / 72182 / 72281 / 72281A / 72481 / 72581 / 72583 / 72583G / 72981 / 72985 / 72985A / 73281 / 73283 / 73381 / 73381ZC / 73383 / 73481 / 73481A / 73881 / 75181 / 75181A / 75581 / 75681 / 77081 / 77181 / 77281 / 77381 / 77581 / 77777 / 77777ZC / 77781 / 77781ZC / 78181 / 78581 / 78581ZC / 78881 / 79081 /

79483 / 79681 / 79781 / 84881 / 84883 / 84883ZC / 90081A / 96081 / 96281 / 96781, M002T53083, M003T70381, M00D099667, M00D112625, M00D136933, M00D162839, M00D162840, M00D162842, M00D162843, M00D172860, M00D172861, M00D172863, M00D172864, M00D309471, M00D313327, M00D328235, M00P112033, M00P112040, M00P112042, M00P112043, M0T81181, M0T90482, M0T90482ZC, M0T91781, M0T91981, M0T91981ZC, M1T40371, M1T60081, M1T60281, M1T71381, M1T72581, M1T72583, M1T72583G, M1T72681, M1T73281, M1T73283, M1T77881, M1T78981, M1T79081, M1T60181, M1T60185, M1T60381, M1T60581, M1T61181, M1T64285, M1T68281, M1T68381, M1T68681, M1T70281, M1T70283, M1T70482, M1T70483, M1T70685, M1T70981, M1T70981A, M1T70982, M1T70985, M1T71382, M1T71382ZC, M1T71481, M1T71481A, M1T71781, M1T71781A, M1T72081, M1T72085, M1T72086, M1T72086A, M1T72087, M1T72088, M1T72088A, M1T72181, M1T72182, M1T72181A, M1T72182, M1T72281, M1T72281A, M1T72481, M1T72981, M1T72985, M1T72985A, M1T73381, M1T73381ZC, M1T73383, M1T73481, M1T73481A, M1T73881, M1T75181, M1T75181A, M1T75581, M1T75681, M1T77081, M1T77181, M1T77281, M1T77381, M1T77581, M1T77777, M1T77777ZC, M1T77781, M1T77781ZC, M1T78181, M1T78581, M1T78581ZC, M1T78881, M1T79483, M1T79681, M1T79781, M1T90081A, M1T96081, M1T96281, M1T96781, M2T53083, M3T70381, MD099667, MD112625, MD136933, MD162839, MD162840, MD162842, MD162843, MD172860, MD172861, MD172863, MD172864, MD309471, MD313327, MD328235, MP112033, MP112040, MP112042, MP112043, 1250299, TM000A04101, TM000A19301, TM000A31201, 2330030F11, 2330030R13, 2330044R11, 233004E210, 2330050Y11, 2330052F10, 2330053J12, 2330081N11, 23300W9810, 3610032510, 361003E020, 471Q3708950

Aplicação / Application: CHRYSLER: Cirus 2.5, Concorde 2.7, Grand Voyager 2.4i, Sebring 2.5, Voyager 2.4i, Neon, Stratus. CLARK: Empilhadeira / Forklift. DODGE: Stratus 2.5, (1989-2000). HYUNDAI: H100 2.4, HR, Coupé (Tiburón/Tuscan), Elantra 1.6 / 1.8, H1 2.4, Lantra 1.6 / 1.8, Lantra II 2.0i 16V, Santamo 2.0, Sonata 1.8 / 2.0 / 2.4, Sonata III 3.0i V6, Tucson 2.0, Trajet 2.0 16V, Excel. KOMATSU: Empilhadeira / Forklift. MAZDA: 323 IV 1.8 16V, 323 V 2.0 V6, 626 III 2.0, 626 IV 2.5 V6, 929 3.0 V6, MPV 3.0, MX3 1.8i V6, MX6 2.0i / 2.5i V6, RX7 1.2 / 1.3 / 1.3 Turbo, Xedos 2.0 V6 / 2.5 V6, (1989-2000). MITSUBISHI: Colt III 1.8 GTi, Eclipse 1.8, Galant VI 2.0 16V / 2.4 GDi, Galloper 3.0i V6, L200 2.0, Lancer III 1.8 GTi, Lancer VII 2.0, Outlander 1.2.0, Pajero 3.0 V6 / 3.5 V6, Space Gear 2.0 / 2.4, Space Runner 1.8 / 2.0 / 2.4 GDi, Space Wagon III 2.0 GDi / 2.4 GDi, Empilhadeira / Forklift, Eclipse 2.0, 3000 Gt. NISSAN: 100NX 2.0, 200SX 2.0i Turbo, Pathfinder 3.5, Prairie 2.0, Primera 2.0, Sunny II 1.6 16V / 1.8 GTi 16V, Sunny III 2.0 GTi 16V, Terrano II 2.4, Pulsar, Stanza, Empilhadeiras / Forklift. TOYOTA: Empilhadeira / Forklift. YALE: Empilhadeira / Forklift. CATERPILLAR: Escavadeira 304CR. CITROEN: C4 I 2.0 16V, C5 I 1.8, C5 III 1.8 16V, C8 2.0, Xsara Picasso 1.8i 16V. FIAT: Scudo 2.0 16V. FORD: Maverick 2.4i. JEEP: Liberty 2.4, Wrangler 2.4. KIA: Carens II 2.0, Cerato 1.2.0, Colt III 1.8 GTi, Colt IV 1.6, Colt V 1.6, Joice 2.0, Retona 2.0 16V, Roadster 1.8, Sephia 1.8, Sorento 3.5 V6, Spectra, Sportage. PEUGEOT: 206 2.0, 307 2.0 / 2.0i, 308 2.0, 406 2.0 16V HPI / 2.2i 16V, 607 2.2 16V, 806 2.0 16V. SUBARU: Impreza 2.0 Turbo, Legacy 1.8 / 2.0 / 2.0 Turbo / 2.2 / 2.5, Outback 2.5i 16V. SUZUKI: Baleno 1.3 / 1.8 / 1.9 TD, Swift 1.3 / 1.3 GTi / 1.6, Wagon R+ 1.3

Mitsubishi Equivalente / Replace



UF - 1.156/2 2 escovas / brushes
UF - 1.156/4 4 escovas / brushes



SAIBA MAIS M649T01271, M649T09371, 3616932510, 3617032500

Especificações / Features: 12V - Tipo / Type: PMGR - Escova / Brush: 4,5 x 12 x 17 mm
(L x A x C / W x H x L)

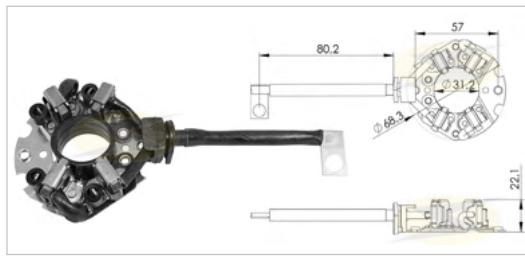
Equivalente / Replace: MITSUBISHI: M649T01271, M649T09371, 3616932510, 3617032500

Partida / Starter: M1T70381, M1T70481, M1T70485, M1T70781, M1T70881, M1T71081, M1T71281, M1T71581, M1T71681, M1T71881, M001T76081, VALEO: 36100 23070, 36100 3E020, TM000A37901, 125313, 36100-37210, 33002709, M001T4283ZC, M001T70381, M001T70481, M001T70485, M001T70781, M001T71881, M001T71081, M001T71281, M001T71581, M001T71681, M1T4283ZC

Aplicação / Application: INFINITI, MERCURY, PLYMOUTH, SUBARU, SUZUKI, FORD, GEO, CHRYSLER, CATERPILLAR, CHEVROLET-GM: Omega 6cc 3.0. CLARK: Empilhadeira Com / Forklift With Mitsubishi (Cgp 25). DODGE: Raider 2.6i, Ram 50 Pickup 2.0 / 2.4 / 2.6i. DODGE COLT: Plymouth Colt 1.6i, DODGE COLT VISTA: Plymouth Colt Vista 2.0i, EAGLE: Summit 2.4i, Talon 2.0i, HYUNDAI: Coupé (Tiburón/Tuscani) 1.8 16V, Coupe 2.0 16V

(2004), Excel, H100, Elantra 1.6 / 1.8 / 2.0i (2007), I30 2.0 (2007), Tiburon 1.8 / 2.0i Cvt (2007), Sonata 2.0i, Santa Fé, Tucson 2.0i, JEEP: Cherokee / Wrangler (1997-1998), Grand Cherokee 5.2, V8 5.9. KIA: Cee'd 2.0 (2007), Spectra 2.0i (2007), Sportage 2.0 (2007). MAZDA: Rx7 1.3i Turbo, Rx7 1.3i, Pickup 2.2i, MITSUBISHI: Eclipse 2.0i, 2.0i Turbo, 2.4i, Expo 2.4i, Galant 2.4i, NISSAN: D21, Pathfinder 3.0 V6 (1990-1995), YALE: Empilhadeira Com / Forklift With Mitsubishi (Cgp 25)

Mitsubishi Equivalente / Replace



UF - 1.157
UF - 1.157/2 2 escovas / brushes
UF - 1.157/4 4 escovas / brushes



SAIBA MAIS 253 26, M647T01671, M649T06971, 83503671, 83224461, 83225326

Especificações / Features: 12V - Tipo / Type: PMGR - Escova / Brush: 4,5 x 18 x 17 mm
(L x A x C / W x H x L)

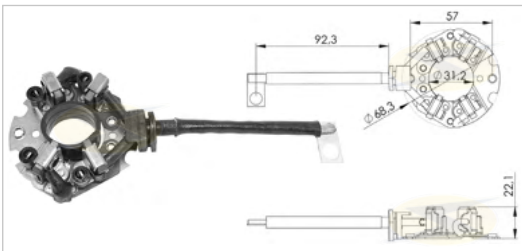
Equivalente / Replace: MITSUBISHI: F32Z 11061 B, SBE 342, 835 036 71, 832 244 61, 832

Partida / Starter: M1T74081, M1T74181, M1T74281, M1T74381, M1T74481, M1T74482, M1T74581, M1T74583, M1T74781, M1T74781A, M1T75281, M1T75283, M1T75381, M1T75681, M1T76281, M1T95081, M001T74081, M001T74181, M001T74281, M001T74381, M001T74481, M001T74482, M001T74581, M001T74583, M001T74781, M001T74781A, M001T75281, M001T75283, M001T75381, M001T75681, M001T76281, GM: 12673600, 12680615, 111101000000X, 183117860, 11181993710817NC.

Aplicação / Application: AMC, DODGE, EAGLE, FORD, GEO, HYUNDAI, INFINITI, MITSUBISHI, TOYOTA: 2L, 3L. JEEP: Cherokee 4.0, Grand

Cherokee 4.0, Wrangler 4.0. MAZDA: 929 3.0 V6, MPV 3.0, RX7, Xedos 6 2.0 V6. SUBARU: Forester 2.0 / 2.5, Impreza 1.8 / 2.0, Legacy II 2.0 / 2.2, Outback 2.5i, SVX 3.3i 24V, Vivio 0.7. SUZUKI: Baleno 1.3 / 1.8 / 1.9 TD, Grand Vitara 1.6 / 2.0, Swift 1.3 / 1.3 GTi / 1.6, Vitara 1.6, Wagon R+ 1.3. CHEVROLET: Cruze (2016-2019), Tracker (2017-2019). OPEL: Insignia 1.5 (2017->), Insignia 1.5 Country Tourer (2017->), Insignia 1.5 Sports Tourer (2017->), Mokka 1.4 (2016->).

Mitsubishi Equivalente / Replace



UF - 1.158/2 2 escovas / brushes

UF - 1.158/4 4 escovas / brushes

Especificações / Features: **12V - Tipo / Type:** **PMGR** - Escova / Brush: 4,5 x 18 x 17 mm

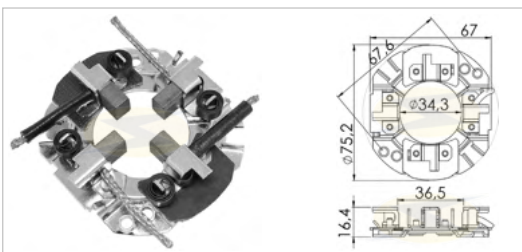
(L x A x C / W x H x L)

Equivalente / Replace: **MITSUBISHI:** M649T01671, F32Z-11061-B, SBE342

Partida / Starter: M1T74283, M1T75181, M1T75581, M1T76081, M001T74283, M001T75181, M001T75581, M001T76081

Aplicação / Application: **JEEP:** Cherokee 4.0 XJ, Grand Cherokee 4.0 ZJ, Grand Cherokee 5.2, Wrangler II 4.0 TJ, Cherokee Sport XJ (1989→1998), **MAZDA:** 323 2.0 V6, 626 IV 2.5 V6, 929 III 3.0 V6, MPV I 3.0, MX-3 1.8i, MX-6 2.5i V6, Xedos 6 2.0 V6 / 9 2.0 V6, (1989→1998)

Mitsubishi Equivalente / Replace



UF - 1.159

UF - 1.159/2 2 escovas / brushes

UF - 1.159/4 4 escovas / brushes

Especificações / Features: **12V - Tipo / Type:** **OSGR** - Escova / Brush: 7 x 10 x 18 mm

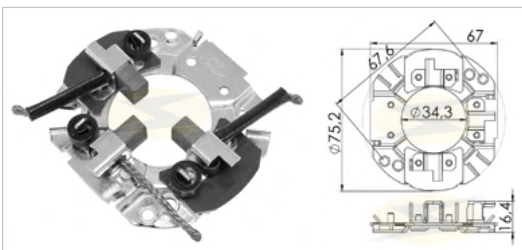
(L x A x C / W x H x L)

Equivalente / Replace: **MITSUBISHI:** M649T04471, M649T01899, MD607420, M649X09571, 23378N5912

Partida / Starter: M2T50181, M2T50585, M2T51085, M2T52181, M2T52681, M2T52881, M2T52882, M2T53181, M2T53781, M2T53785, M2T58581, M002T13582, M002T23685, M002T24281, M002T25481, M002T25681, M002T50171, M002T50181, M002T50281, M002T50285, M002T50371, M002T50381, M002T50391, M002T50585, M002T51085, M002T52181, M002T52681, M002T52881, M002T52882, M002T53181, M002T53781, M002T53785, M002T58581, M003T21882D, M2T23685, M2T24281, M2T25481, M2T25681, M2T50171, M2T50281, M2T50285, M2T50371, M2T50381, M2T50391, M3T21882D

Aplicação / Application: **BOBCAT, CLARK, DODGE, FORD, GEHL, INGERSOLL-RAND, MAZDA, MELROE, MITSUBISHI, ONAN, PERKINS, PLYMOUTH, TORO, IHC, NISSAN:** Micra 1.0 / 1.2, Patrol 2.8, Serena 1.6, Vanette 1.6i / 2.0, Empilhadeiras / Forklift, **YALE:** Empilhadeira Com Partida / Forklift With Starter Mitsubishi, **HYUNDAI:** Accent, **CATERPILLAR:** Empilhadeira GC15 / GC18 / GC20 / GC25, **KOMATSU:** Empilhadeira FG20

Mitsubishi Equivalente / Replace



UF - 1.160

UF - 1.160/3 3 escovas / brushes

Especificações / Features: **12V - Tipo / Type:** **DD OSGR** - Escova / Brush: 7 x 10 x 18 mm

(L x A x C / W x H x L)


Equivalente / Replace: **MITSUBISHI:** M649T04471

Partida / Starter: M2T20181D, M2T30481, M2T30581, M2T30981, M2T31081, M2T32281, M2T32581, M2T37081, M2T42381, M2T42985, M2T43681, M2T43781, M2T43881, M2T44781, M2T49881, M003T41781, M002T20181D, M002T30481, M002T30581, M002T30981, M002T31081, M002T32281, M002T32581, M002T37081, M002T42381, M002T42985, M002T43681, M002T43781, M002T43881, M002T44781, M002T49881, M003T38981, M3T38981, M3T41781

Aplicação / Application: **DODGE, EAGLE, WOODS, FORD, JOHN DEERE, KIA, LINCOLN ELECTRIC, MAZDA, MERCURY, ONAN, PLYMOUTH, HYUNDAI:** Excel, **MITSUBISHI:** Empilhadeiras / Forklift, **NISSAN:** Sunny 1.2 / 1.5, Vanette 1.5, Empilhadeiras / Forklift, **SUZUKI:** SJ410 1.0, Vitara

(1997→1998), **HYSTER:** Empilhadeiras Com Partida / Forklift With Starter 918139600, **YALE:** Empilhadeiras Com Partida / Forklift With Starter 010476 Dn, **KUBOTA:** Escavadeira KH21,

Mitsubishi Equivalente / Replace



UF - 1.178/4 4 escovas / brushes

Especificações / Features: **12V - Tipo / Type:** **PMGR** - Escova / Brush: 4,5 x 12 x 12,8 mm

(L x A x C / W x H x L)

Equivalente / Replace: **MITSUBISHI:** M321X04471, M321X04771, M321X05171, M321X07071

Partida / Starter: 9181 39600, FF184 00, 000T92581, M000T84882ZC, MOT60081, MOT60082, MOT60186, MOT60187, MOT70881, MOT80081, MOT80281, MOT80281A, MOT80285, MOT80285A, MOT80381, MOT80581, MOT80783, MOT80981, MOT81081, MOT81281, MOT81284, MOT81681, MOT82081, MOT82281, MOT83981, MOT84881ZC, MOT85081, MOT85681, MOT85881, MOT85981, MOT86481, MOT91181ZC, M1T60285, M1T78681, M1T79482, M1T79781, M1T83981, M1T84171ZC, M1T84181, M1T84381, M1T84981, M1T85881, M1T86081, M1T86182, M001T86281ZC, M000T88481, M000T60081, M000T60082, M000T60186, M000T60187, M000T70881, M000T80081, M000T80281, M000T80281A, M000T80285, M000T80285A, M000T80381, M000T80581, M000T80783, M000T80981,

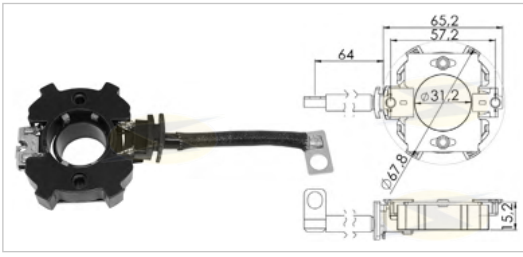
M000T81081, M000T81281, M000T81284, M000T81681, M000T82081, M000T82081ZE, M000T82281, M000T83981, M000T84881ZC, M000T84882ZC, M000T85081, M000T85681, M000T85881, M000T85981, M000T86481, M000T91181ZC, M001T60285, M001T78681, M001T79482, M001T79781, M001T83981, M001T84171ZC, M001T84181, M001T84381, M001T84981, M001T85881, M001T86081, M001T86182, M001T86281, MOT82081ZE, MOT84882ZC, M1T86281, M000T88482ZC, M000T88481ZC, **FORD:** 6E5T-11000-AB

Aplicação / Application: **CHEVROLET-GM, LYMOUTH, CHRYSLER:** Concorde, Pt Cruiser, **CITROEN:** C5 (2001→2004), Picasso, **DODGE:** In-Trepid 2.7i, **HYSTER:** Empilhadeira / Forklift (1995→2005), **JEEP:** Wrangler L6 4.0 Tj / Yj (1988-1998), Cherokee Sport L6 4.0 Xj, **KIA:** Sportage, **MAZDA:** Mpv 3.0i, Protege 1.6i / 1.8i / 2.0i, **MITSUBISHI:** Pajero / Montero 3.0i (2000→2003) / 3.5i (1999→2004) / 3.8i (2001→2002), Mirage 1.5i / 1.8i, **NISSAN:** 200sx 1.6i (1995→1998), Empilhadeira / Forklift, Sentra 1.6i (1995→1999), Frontier 2.4i (1999→2001), Pickup 2.4i, Lift Truck Nissan, Xterra 2.4i (2000→2001), **PEUGEOT:** 206, 406 (1999→2004), 306, 407, **SUBARU:** Forest 2.5i, Impreza (1997→2003), 2.2i / 2.5i, Outback 2.2i / 2.5i, **SUZUKI:** Vitara, **FORD:** Fusion 2.3 (2006-2010), **MERCURY:** Milan 2.3 (2006-2010)

Mitsubishi Equivalente / Replace

UF - 1.179/4 4 escovas / brushes

Especificações / Features: **12V** - Tipo / Type: **PMGR** - Escova / Brush: 4,5 x 12 x 12,8 mm



(L x A x C / W x H x L)

Equivalente / Replace: **MITSUBISHI: M321X04471**

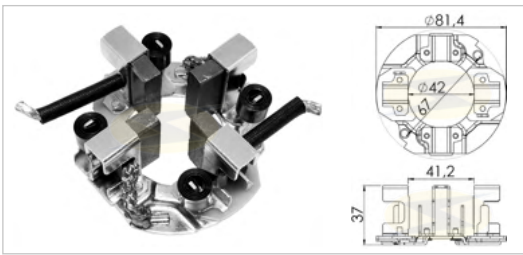
Partida / Starter: M000T843814, MD61 9097, MD61 9311, 56041014, 56041641AD, M001T74287ZC, M001T86884ZC, MOT843814, M1T-74287ZC, M1T86884ZC

Aplicação / Application: CHRYSLER, DODGE, MAZDA, MITSUBISHI, NISSAN, SUBARU, HYSTER: Empilhadeira / Forklift (1995→2005)

Mitsubishi Equivalente / Replace

UF - 1.187/4 4 escovas / brushes

Especificações / Features: **24V** - Escova / Brush: 8 x 30 x 18,2 mm (L x A x C / W x H x L)



Equivalente / Replace:

Partida / Starter: M0009T62173ZA, M009T61671, M009T62572ZA, M009T644471ZA, 2T0911023G, MM0 097 662 572 ZA, 2509110223A, 2S0911023A, P21632127, M009T66371ZA, M9T61671, M9T62572ZA, M9T64471ZA, M9T66371ZA


Aplicação / Application: VOLKSWAGEN: Constellation 25 370, VOLVO: NH / FH, FH12/340 / 380 / 420 / 460 / 500, NH12, IVECO: Strallis, 190 E 38 12.9 (2001-2004), 190 E 39 10.3 (1999->), 190 E 43 10.3 (1999-2002), 190 E 44 12.9 (2000-2004), 190 S 40 10.3 (2002->), 190 S 42 10.3 (2006->), 190 S 43 10.3 (2002->), 190 S 45 10.3 (2006->), 190 S 48 12.9 (2002->), 190 S 50 12.9 (2006->), 190 T 38 12.9 (2004->), 190 T 41 12.9 (2006->), 190 T 44 12.9 (2004->), 260 E 38 12.9 (2001-2004), 260 E 39 10.3 (1999-2002), 260 E 43 10.3 (1993-2002), 260 E 43 10.3 (1999->), 260 E 44 12.9 (2000-2004), 260 E 48 12.9 (1993-2002), 260 S 40 10.3 (2002->), 260 S 42 10.3 (2006->), 260 S 43 10.3 (2002->), 260 S 45 10.3 (2007->), 260 S 48 12.9 (2002->), 260 S 50 12.9 (2006->), 260 S 54 12.9 (2002->), 260 S

56 12.9 (2006->), 260 T 38 12.9 (2004->), 260 T 41 12.9 (2006->), 260 T 45 12.9 (2006->), 260 T 50 12.9 (2006->), 340 E 38 12.9 (2001-2004), 340 E 44 12.9 (2001-2004), 340 T 41 12.9 (2006->), 340 T 45 12.9 (2006->), 340 T 50 12.9 (2006->), 380 E 38 12.9 (2001-2004), 380 T 41 12.8 (2006->), 380 T 45 12.8 (2006->), 380 T 50 12.9 (2006->), 400 T 41 12.9 (2006->), 400 T 42 12.9 (2005->), 400 T 45 12.9 (2006->), 400 T 50 12.9 (2006->), 410 E 38 12.9 (2001-2004), 410 E 44, 12.9 (2001-2004), 410 T 41 12.9 (2006->), 410 T 44 12.8 (2005->), 410 T 45 12.9 (2006->), 410 T 50 12.9 (2006->), 440 E 39 10.3 (1999->), 440 E 43 10.3 (1999-2002), 440 E 48 12.9 (2001-2002), 440 S 40 10.3 (2002->), 440 S 42 10.3 (2006->), 440 S 43 10.3 (2002->), 440 S 45 10.3 (2006->), 440 S 48 12.9 (2002->), 440 S 50 12.9 (2006->), 440 S 54 12.9 (2002->), 440 S 56 12.9 (2006->), 440 T 41 12.9 (2006->), 440 T 45 12.9 (2006->), 440 T 50 12.9 (2006->), 720 T 41 12.9 (2006->), 720 T 42 12.9 (2005->), 720 T 45 12.9 (2006->), 720 T 50 12.9 (2006->)

Mitsubishi Equivalente / Replace

UF - 1.231/4 4 escovas / brushes

Especificações / Features: **12V, 0,8Kw** - Escova / Brush: 5 x 10,6 x 12,5 mm (L x A x C / W x H x L)



Equivalente / Replace:

Partida / Starter: MITSUBISHI: M002T40081, M003T32581, M003T32582, M003T32583, M003T32591, M003T32592, M003T32593, M003T41081, M003T41083, M003T42781, M2T40081, M3T32581, M3T32582, M3T32583, M3T32591, M3T32592, M3T32593, M3T41081, M3T41083, M3T42781, MD001333, MD034120, MD066761, MD081567, MD081568, MD100431, MD162836, MD162837, MD162838, MD180239, LESTER: 16-940, MANDO: MC109032, M39376


Aplicação / Application: HYUNDAI: Accent 1.5i 16V, Coupé II (Tiburon/Tuscany) 1.6, Elantra 1.5i, Sonata II 1.8i, Sonata II 2.0i, Elantra, Excel, I30, Sitema, DODGE: (1981→1994), Plymouth 1.4i / 1.5i / 1.6i / 1.8i / 2.0i / 2.4i, EAGLE: (1989→1996), Engines 1.5i / 1.8i / 2.4i, MITSUBISHI: Colt IV 1.3 / 1.6, Eclipse 1.8, Galant 2.0, Galant V 1.8, Galant VI 2.0, Lancer III 1.3 / 1.6 / 1.6 GTi 16V, Lancer V 1.6, Space Runner

1.8, Space Wagon II 1.8 / 2.0, (1983→1996), Engines 1.5i / 1.6i / 1.8i / 2.0i / 2.4i,

Mitsubishi Equivalente / Replace

UF - 1.234/4 4 escovas / brushes

Especificações / Features: **12V, 1,2Kw** - Tipo / Type: **MR9943** - Escova / Brush: 4,5 x 12 x 12 mm (L x A x C / W x H x L) Giro sentido horário / Clockwise Rotation



12 mm (L x A x C / W x H x L) Giro sentido horário / Clockwise Rotation

Equivalente / Replace: **MITSUBISHI: MOT87681, 233804A00B, CY0118X70, ZJ3818X70**

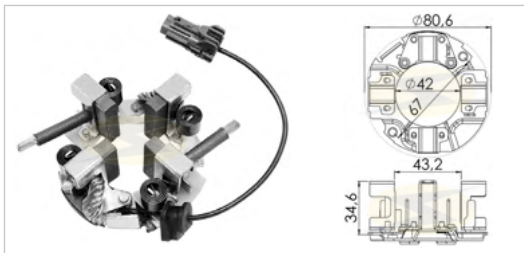
Partida / Starter: 56029584AA, 56044735AB, M000T36071, M000T20371, M000T20371ZC, M000T20771, M000T31572ZC, M000T32271, M000T-32271ZE, M000T32272, M000T32371, M000T32371ZC, M000T32771, M000T33071, M000T33371, M000T33971, M000T34071ZC, M000T36771, MOT20371, MOT20371ZC, MOT20771, MOT31572ZC, MOT32271, MOT32271ZE, MOT32272, MOT32371, MOT32371ZC, MOT32771, MOT33071, MOT33371, MOT33971, MOT34071ZC, MOT36771, M000T30771, M000T32071ZC, M000T32071, M000T32071ZC, M000T22371, M000T32175ZC, M000T-36571ZC, M000T36572ZC, M000T37671ZT, M000T16271ZC, M000T36571, M000371ZC, M000T36571ZC, M000T32181ZC, NISSAN: 23300-1HK0C, DELCO: 12601721, CHRYSLER: 05034555AA, 5034555AA, M000T20672, M000T37671ZT, M000T20472, FORD: 9E5T-11000-AC, GM: 12617229

Aplicação / Application: CHRYSLER: Pacifa 4.0, Sebring 2.0 VVT / 2.4 VVT / 2.7, Sebring 2.4i(144) L4 (2007→2009), CHEVROLET-GM: Caprice (2011-2013), Captiva 3.6 V6, Camaro 3.6 (2010-2015), Colorado 3.6 (2013-2016), Equinox 3.6 (2008-2017), Impala 3.6 (2014-2017), Malibu 3.6 (2008-2012), Traverse 3.6 (2009-2017), GMC: Acadia 3.6 (2007-2015), Canyon 3.6 (2015-2016), Terrain 3.6 (2013-2017), DODGE: Avenger 2.0 / 2.7, Caliber 2.0 / 2.4, Caravan 4.0, Journey 2.4 / 3.5, Avenger 2.4i(144) L4 (2008→2009), Caliber 1.8i (110) L4 (2007→2009), Caliber 2.0i(122) L4 (2007→2009), Caliber 2.4i(144) L4 (2007→2009), Journey 2.4i(144) L4 (2009), FIAT: Freemont 2.4 (144) L4, Sedici 1.6/1.9 (2006-2014), SUBARU: Justy 1.3/1.5 (2003-2007), SUZUKI: Ignis 1.3/1.5 (2003->), Jimny 1.3 (2001-2005), Liana 1.3/1.6 (2001->), Swift 1.3 (2006->), FORD: Ranger 2.3 / 2.5 Flex, Focus, Fusion 3.0L V6 (2010), JEEP: Compass 2.0i(122) L4 (2007→2009), Compass 2.4i(144) L4 (2007→2009), Patriot 2.0i(122) L4 (2007→2009), Patriot 2.4i(144) L4 (2007→2009), MITSUBISHI: Airtrek 2.4 Grandis, Pajero Tr4, Pajero Io 2.0i (1999->), Lancer 1.6 / 2.0 (2003→2007), Colt 1.6 / 2.0 (2003→2007), NISSAN: Altima 3.5, Maxima 3.5, Quest 3.5, March, CITROEN: Berlingo II 1.6 VTI, C1 II 1.0 VTI / 1.2 VTI, C3 II 1.4 VTI / 1.6 VTI, C4 1.6 VTI / Grand Picasso 1.6 16V / Picasso 1.6 16V, C5 III 1.6 VTI, DS3 1.6 VTI, DS4 1.6, HONDA: Accord VII 2.0 / 2.0 4x4 / 2.4i, CR-V 2.4i, MAZDA: 2 II 1.3 / 1.5, 3.1.6, MINI: Cooper 1.6 / Clubman / Countryman, OPEL: Agila 1.0 / 1.2, PEUGEOT: 207 1.6 VTI, 208 1.0 VTI, 308 II 1.2 VTI, RCZ 1.6 16V, VAUXHALL: Agila 1.0 / 1.2, MERCURY: Milan 3.0L V6 (2010), BUICK: Allure 3.6 (2007-2010), Enclave 3.6 (2008-2017), LaCrosse 3.6 (2007-2016), Rendezvous 3.6 (2006), CADILLAC: ATS (2013-2015), CTS 3.6 (2007-2013), SRX 3.6 (2006-2016), STS 3.6 (2006-2011), XTS 3.6 (2013), PONTIAC: G6 3.6 (2007-2009), Torrent 3.6 (2008-2009), Aura 3.6 (2007-2009), Outlook 3.6 (2007-2010), Vue (2008-2010)

Mitsubishi Equivalente / Replace

UF - 1244/4 4 escovas / brushes

Especificações / Features: **24V, 5,5Kw** - Escova / Brush: 8 x 30 x 18,2 mm (L x A x C / W x H x L)



Equivalente / Replace:

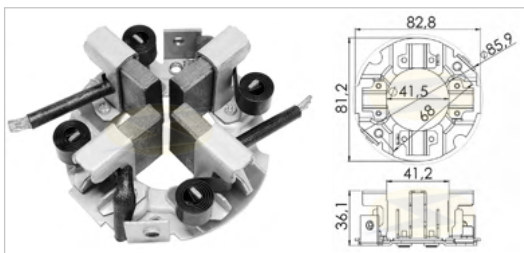
Partida / Starter: M0009T61171, 11127679, 1556967, 20430564, 8500087, M009T81471, M009T82179, M9T61171, M9T81471, M9T82179

Aplicação / Application: **CUMMINS:** Motor 2632 8.3 ISC / 2932 8.3 ISC / 4532 8.3 ISC / 5032 8.3 ISC, **VOLVO:** FH12/340, FH12/380, FH12/420, FH12/460, FH12/500, FM12/340, FM12/420, B12, FM12, FH 12, NH

Mitsubishi Equivalente / Replace

UF - 1248/4 4 escovas / brushes

Especificações / Features: **24V** - Escova / Brush: 8 x 30 x 23 mm (L x A x C / W x H x L)



Equivalente / Replace: **mitsubishi:** 0011513914, 0011516814, A0011513914, A0011516814

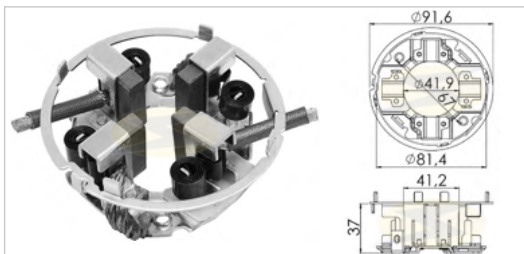
Partida / Starter: M009T83671, M009T80471, M009T80472, M009T80473, M009T80671, M009T80672, M009T80771, M9T83671, M9T80472, A0061511501, A0061516901, 0061516901, 0061511501, 0071510801, M009T80071, M009T80072, M009T80571, M009T80971, M009T83071, M009T83771, ME049315, 5010306631, 5010480432, M009T82171

Aplicação / Application: **MERCEDES BENZ:** Actros 1831 / 1835 / 1840 / 1843 / 1848 / 1853 / 1857 / 2031 / 2035 / 2040 / 2053 / 2531 / 2535 / 2540 / 2543 / 2548 / 2553 / 2557 / 2631 / 2635 / 2640 / 2643 / 2648 / 2653 / 2657 / 3235 / 3240 / 3243 / 3331 / 3335 / 3340 / 3343 / 3348 / 3353 / 3357 / 4140 / 4143 / 4148, O580 (Travego), Caminhões / Trucks Actros E Axor, Onibus O580, **VOLVO:** Escavadeira 700 / 460 / 360, A25D (2001-2007), A30D (2001-2007)

Mitsubishi Equivalente / Replace

UF - 1257/4 4 escovas / brushes

Especificações / Features: **24V** - Escova / Brush: 8 x 30 x 18 mm (L x A x C / W x H x L)



Equivalente / Replace:

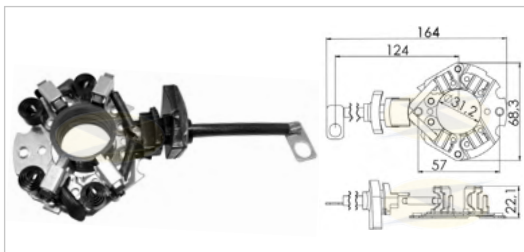
Partida / Starter: **mitsubishi:** M009T20171, **MBB:** A0071510201,

Aplicação / Application: **MERCEDES BENZ:** Atron 1635, Axor 2035 / 2036 / 2041 / 2044 / 2536 / 2540 / 2541 / 2544 / 2640 / 2641 / 2644 / 3341 / 3344 / 4141 / 4144, O500

Mitsubishi Equivalente / Replace

UF - 1328/4 4 escovas / brushes

Especificações / Features: **12V** - Escova / Brush: 4,40 x 18 x 17,5 mm (L x A x C / W x H x L)



Equivalente / Replace:

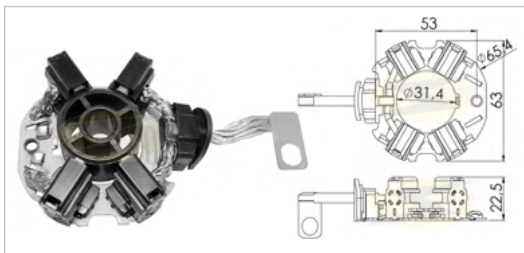
Partida / Starter: 12673600, 695085118, BZ163492937817MC

Aplicação / Application: **CHEVROLET - GM:** Cruze turbo 2017 (com/with - Start - Stop), Tracker turbo (com/with - Start - Stop)

Mitsubishi Equivalente / Replace

UF - 1335/4 4 escovas / brushes

Especificações / Features: **12V** - Escova / Brush: 4,4 x 18 x 12,2 mm (L x A x C / W x H x L)



Equivalente / Replace:

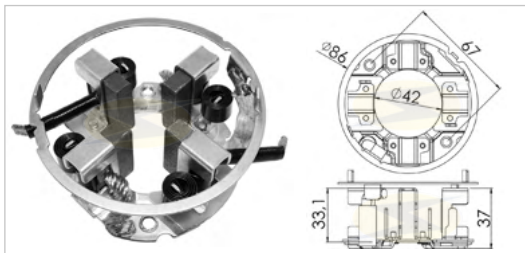
Partida / Starter: **mitsubishi:** M000T25171ZC, M000TD1371ZE, M000T25172ZC, **MOPAR:** 56029712AB, 56029712AC

Aplicação / Application: **FIAT:** Toro, **JEEP:** Compass 2.4, **RENAULT:** Sandero 2018, Logan 2018, **NISSAN:** Versa

Mitsubishi Equivalente / Replace

UF - 1.337/4 4 escovas / brushes

Especificações / Features: **24V** - Escova / Brush: 8 x 29,5 x 18,5 mm (L x A x C / W x H x L)



Equivalente / Replace:

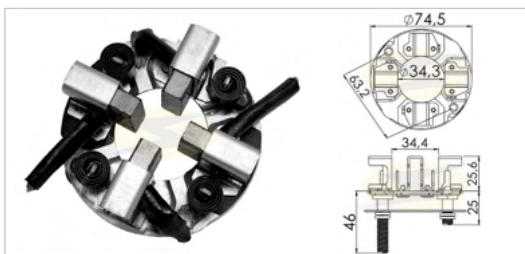
Partida / Starter: M009T66171

Aplicação / Application: **MERCEDES BENZ:** Atego 1719, 1725, 1726, 1718, 1729, 1730, 2426, 2429, Atron 1319 2324 2729, O500 EURO 5

Mitsubishi Equivalente / Replace

UF - 1.360/4 4 escovas / brushes

Especificações / Features: **12V** - Escova / Brush: 8 x 24 x 18 mm (L x A x C / W x H x L)



Equivalente / Replace:

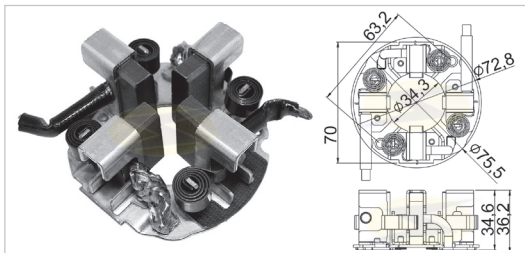
Partida / Starter: **MITSUBISHI:** M008T55779, M008T55579, M008T55578, **VOLVO:** Penta 21423488, 3588491, 3594614, 3801296, 3803938, 3841359, 874501

Aplicação / Application: **VOLVO:** Penta D4-180, D4-210, D4-225, D4-240, D4-250, D4-260, D4-300, D6-280, D6-310, D6-330, D6-350, D6-370, D6-435 (2010->)

Mitsubishi Equivalente / Replace

UF - 1.361/4 4 escovas / brushes

Especificações / Features: **24V** - Escova / Brush: 8 x 30 x 18 mm (L x A x C / W x H x L)



Equivalente / Replace:

Partida / Starter: **MITSUBISHI:** M008T61671

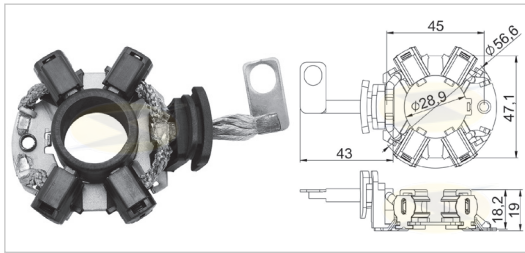
Aplicação / Application: **IVECO:** 180 E 24 7.8 (2000-2004), 180 T 24 7.8 (2004-2006), 180 T 27 7.8 (2004-2006), 180 T 31 7.8 (2004-2006), 190 E 24 7.8 (2000-2004), 190 E 27 7.8 (2000-2003), 190 E 31 7.8 (2000-2004), 190 E 35 (2000-2004), 190 S 27 7.8 (2003-2006), 190 S 30 7.8 (2003-2006), 190 S 35 (2003-2006), 190 S 36 7.8 (2003-2006), 190 T 27 7.8 (2004-2006), 190 T 31 7.8 (2004-2006), 190 T 33 7.8 (2006->), 190 T 35 7.8 (2004-2006), 190 T 36 7.8 (2006->), 260 E 24 7.8 (2000-2003), 260 E 27 7.8 (2000-2004), 260 E 31 7.8 (2000-2004), 260 E 35 7.8 (2000-2004), 260 S 27 7.8 (2003-2006), 260 S 30 7.8 (2003-2006), 260 S 31 7.8 (2003-2006), 260 S 33 7.8 (2006->), 260 S 35 (2003-2006), 260 S 36 7.8 (2006->), 260 T 31 7.8 (2004-2006), 260 T 33 7.8 (2006->), 260 T 35 7.8 (2004-2006), 260 T 36 7.8 (2006->), 340

T 35 7.8 (2004-2006), 340 T 36 7.8 (2006->).

Mitsubishi Equivalente / Replace

UF - 1.376/4 4 escovas / brushes

Especificações / Features: **12V** - Escova / Brush: 4,4 x 11,9 x 9,7 mm (L x A x C / W x H x L)

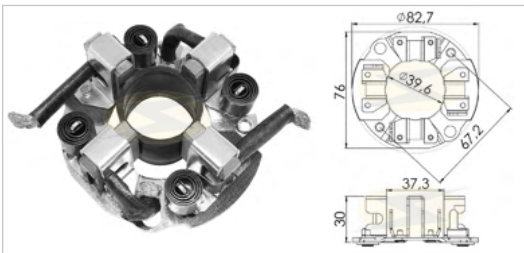


Equivalente / Replace:

Partida / Starter: **MITSUBISHI:** M000TC0271

Aplicação / Application: **MITSUBISHI:** ASX 1.8 (2010->), ASX 2.4 (2010->), Lancer 1.8 (2010->), Lancer 2.4 (2010->), Outlander 1.8 (2010->), Outlander 2.4 (2010->)

Nippondenso Equivalente / Replace



UF - 1.153

2 escovas / brushes

UF - 1.153/2

4 escovas / brushes



Partida / Starter: 0240003000, 0240003020, 0240003042, 0280005000, 0280005490, 0280005530, 0280005581, 0280005620, 0280005691, 0280005840, 0280005862, 0280005863, 0280005864, 0280005890, 0280005891, 0280006060, 0280006061, 0280006201, 0280006290, 0280006291, 0280006560, 0280006870, 0280006890, 0280006891, 0280007241, 0280007242, 0280007800, 0280007801, 0280007802, 0280008400, 0280008401, 0280008402, 0280008403, 0280008840, 0280008841, 0280008843, 0280009330, 0280009331, 1280000530, 1280000540, 1280000550, 1280000972, 1280000973, 1280001000, 1280001001, 1280001060, 1280001572, 1280001573, 1280001574, 1280003081, 1280004080, 1280004100, 1280004101, 1280005600, 1280006170, 1280006810, 1280006920,

Especificações / Features: 12V - Tipo / Type: OSGR - Escova / Brush: 8 x 25 x 21 mm

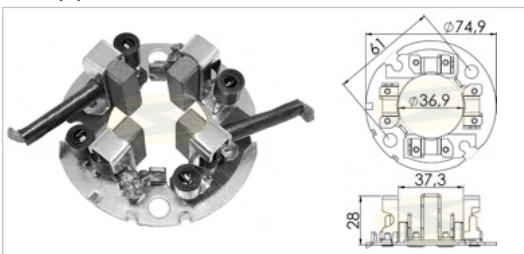
(L x A x C / W x H x L)

Equivalente / Replace: NIPPONDENSO: 28140-77090, 3964427, 2814054070, 0285105390

1280007280, 1280007281, 1280007282, 1280007283, 1280007600, 1280007601, 1280007602, 1280007603, 1280007604, 1280008064, 1280008641, 1280009970, 1280009971, 2280000270, 2280000570, 2280000571, 2280000572, 2280000573, 2280000574, 2280000575, 2280000630, 2280000633, 2280000842, 2280001350, 2280001440, 2280001590, 2280001600, 2280001601, 2280001610, 2280001611, 2280001661, 2280002030, 2280002031, 2280002290, 2280002292, 2280003080, 2280003710, 2280003810, 2280003811, 2280004160, 2280004940, 2280004941, 2280005210, 2280005340, 2280005341, 2280005640, 2280005641, 2280005810, 2280005811, 2280005980, 2280005981, 2280006291, 2280006400, 2280006401, 2280006470, 2280006471, 2280007300, 2280007301, 2280007500, 2280008510, 2280009050, 4280001190, 4280001660, 4280001690, 4280001691, 4280001830, 4280002631, 4280003140, 028000 5520, 028000 5880, 028000 6880, 028000 6561, 028000 5560, 028000 7221, 028000 7231, 028000 9160, 028000 9040, 128000 0216, 128000 5090, 128000 1560, 128000 4111, 28100 58030, 428000 1850, 22800 03460, **CATERPILLAR:** 1430539

Aplicação / Application: ALLIS-CHALMERS, CUMMINS, DODGE, HINO, ISUZU, TRUCK, JOHN DEERE, KUBOTA, MITSUI-DEUTZ, TELEDYNE / CONTINENTAL, VERSATILE, WHITE, YANMAR, TOYOTA: 4Runner 2.4 TD, Crown 2.2 Diesel, HiAce 2.2 Diesel / 2.4 Diesel, Hilux 2.4 Diesel, Land Cruiser 2.4 Diesel / 2.4 TD / 2.6 Diesel / 4.0 D / 4.0 TD, Empilhadeira 2FD100 / 2FD115 / 2FD135 / 3FD / 4FD20 / 4FD23 / 5FD20 / 5FD70 / 6FD25 / 6FD30, Bandeirantes Com Motor / W / Motor 14b, Empilhadeira / Forklift, **HYUNDAI:** H100, **ASIA MOTORS:** Topic, **KOMATSU:** Empilhadeira FD40, **OPEL:** Astra 1.4i, Corsa 1.2, Kadett 1.6i, Vectra 1.4, **BOBCAT:** Mini pá carregadeira 853 / 853C / 853H / 853HC / 975, **CASE:** Mini pá carregadeira 1840 / 1845, Retroescavadeira 580 / 580C / 590CK / 590L, **CATERPILLAR:** Empilhadeira V60 / V80, **CHRYSLER:** Neon 1.6i / 2.0i, PT Cruiser 1.6, **DALHATSU:** Rocky 2.8 TD, **HITACHI:** Escavadeira ZX330 / ZX350 / ZX370

Nippondenso Equivalente / Replace



UF - 1.154

2 escovas / brushes

UF - 1.154/2

4 escovas / brushes



Partida / Starter: 028000-9030, 028000-8130, 028000-7001, 028000-7791, 028000-2880, 028000-7370, 028000-7372, 028000-7373, 128000-0040, 128000-1180, 128000- 0960, 228000-0240, 228000-0400, 228000-5023, 28100-67050, 0280007000, 0280007002, 0280007790, 0280008370, 0280008371, 0280008760, 0280008761, 0280008762, 0280009031, 0280009032, 0280009830, 1280000360, 1280000570, 1280001040, 1280002070, 1280004390, 1280004391, 1280004660, 1280005350, 1280005760, 1280006400, 1280007300, 1280007350, 1280007353, 1280007382, 1280009590, 1280009591, 1280009592, 1542563012, 2280000200, 2280000450, 2280000460,

Especificações / Features: 12V - Tipo / Type: OSGR - Escova / Brush: 8 x 25 x 15 mm

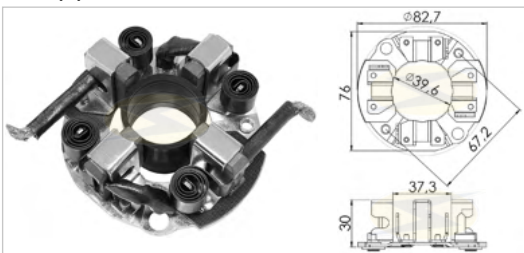
(L x A x C / W x H x L)

Equivalente / Replace: NIPPONDENSO: 028510 0640, 28140 50020, 28140 54070, 02851

2280000640, 2280000691, 2280000880, 2280001780, 2280001890, 2280002630, 2280002970, 2280003000, 2280003640, 2280004210, 2280004980, 2280005020, 2280005021, 2280005022, 2280009220, 4280002650, 5811001662, 5811001663, 5811001664, 5811001830, 8944489590, 8944489591, 031013030, 031013050, 031013170, 031013190, 031013220, 031114020, 031114140, 031114200, 031114240

Aplicação / Application: KOMA-TSU, KUBOTA, LEXUS, MITSUI-DEUTZ, THERMO KING, ALLIS-CHALMERS, CATERPILLAR, CHEVROLET-GM, DODGE, GMC, KIA MOTORS: Besta 2.7, **CARRLER:** Máquinas diversas, **CHRYSLER:** Voyager 2.5 D, **DALHATSU:** Rocky 2.8, **HYSTER:** Empilhadeira H250XM, **ISUZU:** NKR 2.8 D, NKR 3.1 D, Faster, Trooper, **OPEL:** Campo 2.2 D / 2.2 TD, **TOYOTA:** 4Runner 3.0 TD, Camry 2.8 TD / 2.0 TD, Carina 2.0 D, Corolla 2.0 D, Crown 2.2 D, HiAce 2.4 D / 2.5 D-4D, Hilux 2.2 D / 2.4 TD / 2.5 D-4D, Land Cruiser 2.4 D / 3.0 D-4D, LiteAce 1.8 D, RAV4 2.0 D-4D, **YANMAR:** Mini trator GE350, Motor 3TNE84 / 3TNV84 / 3TNV88

Nippondenso Equivalente / Replace



UF - 1.161/2

2 escovas / brushes

UF - 1.161/4

4 escovas / brushes



Equivalente / Replace: NIPPONDENSO: 028510-0500, 28140-77090, 0285105390

Partida / Starter: 028000-5530, 028000-5690, 028000-5300, 028000-5570, 028000-6460, 028000-6200, 028000-7810, 028000-5860, 028000-5861, 028000-5550, 028000-6010, 028000-6012, 028000-9040, 028000-9760, 028000-9140, 128000-1560, 128000-1561, 128000-1570, 128000-1571, 128000-8620, 128000-8621, 3957593, 4996709, 0280004800, 0280005301, 0280005510, 0280005511, 0280007240, 0280008070, 1280001790, 2280001830, 1280003080, 2280007902

Especificações / Features: 24V - Tipo / Type: OSGR - Escova / Brush: 8 x 25 x 21 mm

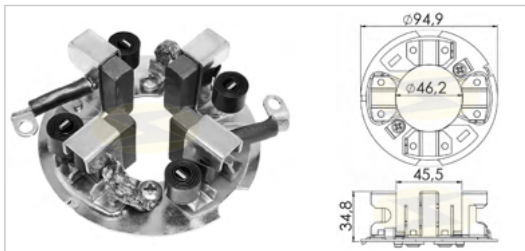
(L x A x C / W x H x L)

Aplicação / Application: **COASTER, CASE, CATERPILLAR, DODGE, HINO, JOHN DEERE, MITSUI-DEUTZ, TELEDYNE/CONTINENTAL, ALLIS-CHALMERS, VERSATILE, WHITE, YANMAR, ASIA MOTORS:**Topic, **ISUZU:** Truck, **CUMMINS:** Motor ISB 6.7, **DALHATSU:** Rocky 2.8 TD, **HITACHI:** Escavadeira EX220, **KOMATSU:** Empilhadeira FD40, **KUBOTA:** Trator M5500DT / M5500F / M5950DT / M6030DTN / M6030L / M7030DT / M7030DTL / M7030DTNB / M7030F / M7030L / M7030N / M7030SUDT / M7500DT / M7500F / M7500L / M8030DT / M8030DTL / M8030DTM / M8030DTS / M8030F / M8030MDTL / M8030MF / M8030ML / MF5950DTS / MF5950FC / MF5950S / MF6030DTL, **TOYOTA:** Empilhadeira / Forklift, 4Runner 2.4 TD, Bandeirante 3.6 D, Crown 2.2 Diesel, HiAce 2.2 Diesel / 2.4 Diesel / 2.4 TD, Hilux 2.4 Diesel 4WD, Land Cruiser 2.4 Diesel / 2.4 TD / 2.6 Diesel / 3.6 D / 4.0 D / 4.0 TD / 4.2 D / 4.2 TD, Empilhadeira 2FD100 / 2FD115 / 2FD135 / 3FD / 4FD20 / 4FD23 / 5FD20 / 6FD25 / 6FD30 / FD70 / FD100

Nippondenso Equivalente / Replace

UF - 1.169/4 4 escovas / brushes

Especificações / Features: **12V - Tipo / Type: OSGR** - Escova / Brush: 10 x 30 x 20 mm



(L x A x C / W x H x L)

Equivalente / Replace: **NIPPONDENSO:** 028510 0880, 181118 0430, 281402 3440

Partida / Starter: 1280000492, 1280002470, 1280004220, 1280004910, 1280005510, 1280005620, 1280005730, 811002340, 228000331, 228000332, 228000573, 228000585, 2280006870, 1280000490, 1280000491, 1280002450, 1280004250, 1280004685, 1280004687, 1280005731, 1280005732, 1280005733, 2280005000, 2280005001, 2280005311, 2280005610, 2280005631, 2280005650, 2280005651, 2280005730, 2280005850, 2280006550, 2280006560, 2280006561, 2280006562, 2280006572, 2280007010, 2280007380, 2280007410, 2280007411, 2280007412, 2280007413, 2280007550, 2280008082, 2280008370, 2280008470, 2280009140, 2280009150, 2280009151, 2280009630, 4280002370, 4280002590, 4280002860, 4280003320, 4280003900, 4280004440, 4280005190, 4280006900, 4280006901,

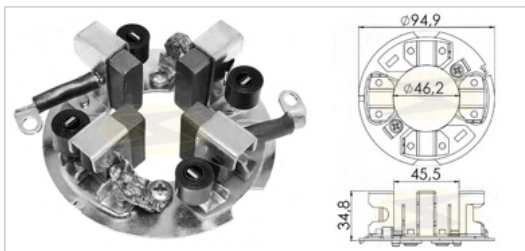
1280003360, 1280003361, 1280004682, 1280004683, 1280004684, 1280005370, 2280000331, 2280000585, 2280000700, 2280000874, 2280002200, 2280002470, 2280002670, 2280002800, 2280003310, 2280003320, 2280003700, 2280005460, 2280005621, 2280006530, 2280006540, 2280007870, 2280009020, 2280009750, 2280009760, 4280001370

Aplicação / Application: **CASE:** Colheitadeira 1620 / 1640 / 1644 / 1666 / 1668 / 1670 / 1680 / 1688 / 1822 / 1844 / 2055 / 2144 / 2155 / 2166 / 2188 / 5088 8.8 / 5088 8.9 / 6088 8.9 / 7088 8.9, Trator 1690 / 1896 / 2090 / 2094 / 2096 / 2290 / 2294 / 2366 / 2388 / 2390 / 2394 / 2399 / 2470 / 2590 / 2594 / 2670 / 2688 / 2799 / 2870 / 3294 / 3394 / 3594 / 4490 / 4494 / 4690 / 4694 / 4890 / 4894 / 4994 / 7120 / 7130 / 7140 / 7210 / 7220 / 7230 / 7240 / 7250 / 8930 / 9110 / 9130 / 9210 8.3 / 9230 8.3 / 9240 8.3 / 9310 8.3 / 9330 8.3, **CATERPILLAR:** Motor 3114 / 3116, **CUMMINS:** Motor ISC 8.3, **ISUZU:** NPR 3.9, **JOHN DEERE:** Colheitadeira de cana 3520 / CH570 / CH670, Colheitadeira 7180 / 7250 / 9540 6.8 WTS / 9560 8.1 WTS / 9580 8.1 WTS / 9640 8.1 WTS / 9660 8.1 WTS / 9680 8.1 WTS, Escavadeira 350D, Pá carregadeira 344J, Pulverizador (gafanhoto) 4930, Trator 8110 8.1 / 8120 8.1 / 8210 8.1 / 8220 8.1 / 8310 8.1 / 8320 8.1 / 8410 8.1 / 8420 8.1 / 8520 8.1, **NEW HOLLAND:** Trator TG285

Nippondenso Equivalente / Replace

UF - 1.170/4 4 escovas / brushes

Especificações / Features: **24V, 5,5Kw - Tipo / Type: OSGR** - Escova / Brush: 10 x 30 x 20 mm



(L x A x C / W x H x L)

Equivalente / Replace: **NIPPONDENSO:** 028510 0880, 181118 0430, 28140 1310A, 28140 23440

Partida / Starter: 128000 2740, 128000 4250, 128000 4685, 128000 2560, 128000 5370, 228000 7550, 3957597, 1280002450, 1280004687, 2280002200, 2280002470, 2280005000, 2280005001, 2280005003, 2280005052, 2280005610, 2280005631, 2280006560, 2280006561, 2280006562, 2280006570, 2280006572, 2280007010, 2280007380, 2280007410, 2280007411, 2280007412, 2280007413, 2280009150, 2280009151, 2280009630, 4280001340, 4280002370, 4280002591, 4280003900, 4280006900, 4280006901

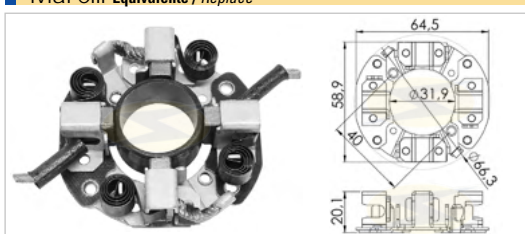
Aplicação / Application: **CUMMINS, DODGE, ISUZU, IVECO:** 190 E38, 190 E39, 190 E43, 190 E44, 190 S40, 190 S43, 190 S48, 260 E38, 260 E39, stralis 400 (euro5), **CASE:** Pá carregadeira 621C / 621D, Trator de esteiras 850K, **CATERPILLAR:** Motoniveladora 120B, Motor 3114

/ 3116, **HYUNDAI:** Escavadeira R305, **JOHN DEERE:** Escavadeira 370C, Motoniveladora 670D, Pá carregadeira 644K / 724K / 744K, Removedora de árvores 1010D / 1110D / 1270D / 1470D / 1710D / 703JH / 703JH / 753J / 753JH / 759J / 759JH / 810D / 853J / 853JH / 903J / 903JH / 909J / 909JH / 953J / 959J, Trator de esteiras 700J / 750J / 850J, **KOMATSU:** Escavadeira PC220LC

Nippondenso / Denso / Delco / Magneti Marelli Equivalente / Replace

UF - 1.208/4 4 escovas / brushes

Especificações / Features: **12V - Tipo / Type: OSGR / M70R** - Escova / Brush: 7 x 16 x 16 mm



(L x A x C / W x H x L)

Equivalente / Replace: 028510-0750, 028510-5320, 2814015090, 2814035060

Partida / Starter: 63223530, 1546163012, 1901363011, 1926963011, 1982163011, 11928577010, 12112077011, 0280005730, 0280005800, 0280007700, 0280008980, 0280009270, 0280009320, 0280009380, 0280009860, 1280000050, 1280000071, 1280000111, 1280000130, 1280000140, 1280000170, 1280000171, 1280000181, 1280000300, 1280000402, 1280000590, 1280000620, 1280000621, 1280000622, 1280000710, 1280000720, 1280000930, 1280001161, 1280001250, 1280001251, 1280001560, 1280001630, 1280002130, 1280002131, 1280002190, 1280003190, 1280003350, 1280003500, 1280003710, 1280004900, 1280004950, 1280004951, 1280005110, 1280005560, 1280005561, 1280005590, 1280005710, 1280006280, 1280006640, 1280006870, 1280007000, 1280007001, 1280007002,

1280007140, 1280007460, 1280007471, 1280008070, 1280008110, 1280008111, 1280008200, 1280009550, 1280009730, 1280009740, 2280000111, 2280000410, 2280000810, 2280000890, 2280001041, 2280001070, 2280001560, 2280001700, 2280001800, 2280002520, 2280002740, 2280002750, 2280002851, 2280002853, 2280003020, 2280003400, 2280003401, 2280003402, 2280003403, 2280003404, 2280003404, 2280003430, 2280006112, 2280006113, 2280006660, 2280007030, 2280007031, 2280007032, 2280007033, 2280007400, 2280007402, 2280007403, 2280007420, 2280007430, 2280007432, 2280007730, 2280008731, 2280008732, 2280008800, 4280000100, 4280000460, 4280002010, 4280006840, 4280006841, 12 8000 701, 12 8000 712, 12 8000 756, 12 8000 771, 12 8000 822, 12 8000 845, 12 8000 878, 12 8000 938, 12 8000 975, 22 800 036, 22 800 047, 22 800 071, 22 800 090, 22 800 162, 22 800 255, 22 800 301, 22 800 303, 22 800 328, 22 800 399, 22 800 642, 22 800 720, 22 800 8110, 22 800 8111, **DELCO:** 10455703, 10455709, **DENSO FIRST TIME:** 2800299, **MAGNETI**

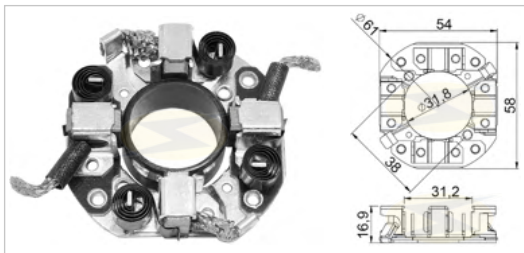
MARELLI: 63111016

Aplicação / Application: **ISUZU, HARLEY-DAVIDSON, PLYMOUTH, ACURA, CHRYSLER, EAGLE, FIAT:** Tempra / Tempra Sw, Brava, Palio, Geo, **CHEVROLET-GM:** Corvette V8 5.7i (350) (1988→1996), **TOYOTA:** 4Runner 2.4, Celica 2.0, Hilux 2.4, Land Cruiser 2.4, LiteAce 2.2, Empilhadeira 3FG50 / 5FG50 / 40FG / FG25, Empilhadeira / Forklift 1c / 2c, **BOBCAT:** Mini pá carregadeira 322, **CARRLER:** Transicold, **CHRYSLER:** Grand Voyager IV 3.3 V6, Le Baron 3.0i V6, Saratoga 3.0i, Voyager II 3.0 V6 / 3.3 V6 / 3.8 V6, **DALHATSU:** Charade II 1.0 D, Charade III 1.0 TD, **DODGE:** Caravan III 3.3 / 3.8, **HONDA:** Accord II 1.8, Accord III 1.8 / 2.0, Accord IV 2.0i / 2.2i, Civic II 1.5, Prelude 1.6, Prelude II 1.8, Prelude IV 2.3i, Prelude V 2.2i, Shuttle 2.2 16V, **HYSTER:** Empilhadeira 604, **THERMO KING:** Refrigerador de ar KD-II SR / MD-II MAX / MD-II SR / RD-I TLE / TS-200 / TS-300 / TS-500, **YANMAR:** Mini trator GE350

Nippondenso Equivalente / Replace

UF - 1209/4 4 escovas / brushes

Especificações / Features: 12V - Tipo / Type: **OSGR** - Escova / Brush: 6,5 x 12,9 x 14,2 mm



(L x A x C / W x H x L)

Equivalente / Replace: **NIPPONDENSO:** 028510-5190, 8943677950, 1495863381, 3117360B50, 2814070020

Partida / Starter: 128000-5210, 128000-5211, 128000-5680, 128000-5682, 128000-6420, 128000-6422, 128000-6720, 128000-6721, 128000-7400, 22800-7091, 22800-9631, 22800-9642, 22800-9651, 428000-0321, 428000-0960, 428000-3420, 428000-5011, **DENSO:** 43800 0590, 438000 0590, 428000 5290, 228000 9652, 228000 2900, 1280002680, 1280002682, 1280005681, 1280006210, 1280006211, 1280006212, 1280006240, 1280006340, 1280006341, 1280006421, 1280008530, 1280008531, 1280008880, 1280008881, 1280008890, 1280008891, 1280009220, 1280009290, 1280009291, 1280009292, 1280009470, 2280000550, 2280000551, 2280000940, 2280000941, 2280001331, 2280001550, 2280002010, 2280004020, 2280004030, 2280005400, 2280005440, 2280005480, 2280005481, 2280005590,

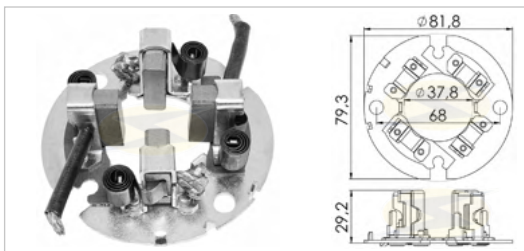
2280005750, 2280005910, 2280005911, 2280005960, 2280005970, 2280006450, 2280006460, 2280006620, 2280006680, 2280006730, 2280006740, 2280006750, 2280006760, 2280006840, 2280007090, 2280007160, 2280007161, 2280007470, 2280007480, 2280007581, 2280007591, 2280007791, 2280008090, 2280008360, 2280008540, 2280008550, 2280008930, 2280009650, 4280000320, 4280000860, 4280001160, 4280001360, 4280001590, 4280002560, 63111010, 2810011080, 2810016230, 428000 6640, 04801850AA, 4280005011

Aplicação / Application: **ISUZU, DENSO, GEO, KUBOTA:** Empilhadeira / Forklift, **BOBCAT:** Mini pá carregadeira T83S, **DALHATSU:** Applause I 1.6 4x4, Charade II 1.3, Charade IV 1.3 16V / 1.5 / 1.6 16V GTi, Copen 1.3, Feroza 1.6, Gran Move 1.5 16V, Hijet (Extol) 1.3, Materia 1.5, Sirion II 1.3, Terios I 1.3 4WD, Terios II 1.5 4WD, **DODGE:** Dakota 3.7 / 4.7, Durango 3.7, Ram 3.7 / 4.7, **HONDA:** Civic 1.6 (2005-) / 1.7i (2001-2004) / 1.8i (2005-2010) / 2.0 (2008), Fit 1.5i (2007-2008), Accord 2.0 (2008-) / V 2.3i 16V / VI 2.2 Type-R / VII 2.0 / 2.0 4x4 / 2.4i / VIII 2.0i, CR-V I 2.0i 16V / II 2.0 / 2.4 Vtec / 2.4i / III 2.0i, Edix 2.0, FR-V 1.8 (2007-) / 2.0, Jazz II 1.2i / 1.3i / 1.4, Prelude V 2.2i 16V, Stream 2.0 16V, **JOHN DEERE:** Tratores, **KUBOTA:** Cortador de grama ZD25 / ZD28, **MITSUBISHI:** Raider 3.7 / 4.7, **SUZUKI:** Alto III 1.0, Alto IV 1.1, Baleno 1.3 / 1.6, Grand Vitara II 1.6, Jimny 1.3 4x4, SX4 1.5 / 1.6, Swift II 1.3 / 1.6, Swift III 1.3, Wagon R+ 1.3, **TOYOTA:** 4E, 5E, Auris 1.4 VVT-i, Avensis 1.6 VVT-i / 1.8 VVT-i, Camry 1.8 TD / 2.0 TD, Carina 2.0 D, Carina II 2.0 D, Celica 1.8i 16V, Corolla 1.3 / 1.4 VVT-i / 1.6 / 2.0 D, Crown 2.0, LiteAce 1.8 D, Etios, MR2 III 1.8 VVT-i, RAV4 II 1.8, Yaris I 1.0 16V / 1.5 VVT-i, Yaris II 1.3 VVT-i, **YANMAR:** Minitrator GE350, **JEEP:** Wrangler 3.8L V6 (2007-2011), **FIAT:** Panda 1.3 (2012-)

Nippondenso Equivalente / Replace

UF - 1211/4 4 escovas / brushes

Especificações / Features: 12V - Tipo / Type: **OSGR** - Escova / Brush: 8 x 25 x 15 mm



(L x A x C / W x H x L)

Equivalente / Replace: **NIPPONDENSO:** 028510-5010, 8941674300, 2814064040, 2814087602

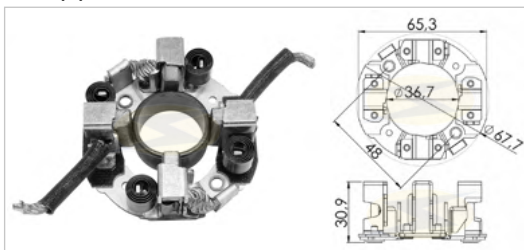
Partida / Starter: 128000-0832, 128000-5350, 128000-5760, 128000-9560, 22800-0200, 22800-0391, 28140-60040-000, 2280000460, 2280000880, 2280001780, 2280001890, 2280001891, 2280001892, 2280001893, 2280002630, 2280003000, 2280003640, 2280003642, 2280004210, 2280004980, 2280005020, 2280005021, 2280005022, 2280005023, 2280008040, 2280008041, 2280009010, 2280009220, 4280002650, **DENSO:** 228000-6602, 428000-3810, 428000-3811, 428000-3811, **TOYOTA:** 28100-54260, 28100-14070, 28100-54261, 28100-54262.

Aplicação / Application: **KIA / ASIA MOTORS:** Besta 2.7 / 2.8 / 3.0, Caminhão Bongo, **TOYOTA:** 4Runner 3.0 TD, Avensis 2.0 D-4D, Camry 1.8 TD / 2.0 TD, Carina 2.0 D, Carina II 2.0 D, Corolla 2.0 D, HiAce IV 2.5 D D-4D, Hilux 2.5 D D-4D, Land Cruiser 3.0 D-4D, LiteAce 1.8 D, RAV4 II 2.0 D-4D, Hilux 3.0 (2000-2004) / 2.8d, **DAIHATSU:** Rocky 2.8 D, **HYSTER:** Empilhadeira H250 XM, **ISUZU:** NKR 2.8 D / 3.1 D, Campo 2.5 TD, Trooper 2.8 D / 2.8 TD, **KOMATSU:** Pá carregadeira WA70-6, **OPEL:** Frontera 2.8 TD, Monterey 3.1 TD,

Nippondenso Equivalente / Replace

UF - 1212/4 4 escovas / brushes

Especificações / Features: 12V - Tipo / Type: **OSGR** - Escova / Brush: 7 x 25 x 15,5 mm



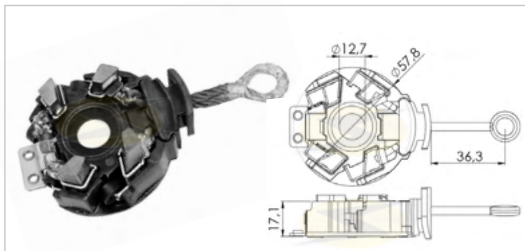
(L x A x C / W x H x L)

Equivalente / Replace: **NIPPONDENSO:** 028510-5800, 0285106020, 31208P5G0030, RFL118X70, 2814054380, 2814062030

Partida / Starter: 28100 54380, 228000 2120, 228000 2680, 228000 2690, 228000 2700, 228000 2980, 228000 3260, 228000 3840, 228000 3850, 228000 3851, 228000 4570, 228000 4571, 228000 4580, 228000 4590, 228000 4740, 228000 4750, 228000 5120, 228000 5861, 228000 8430, 228000 8440, 228000 2121, 228000 2122, 2280002123, 2280002124, 2280002682, 2280002990, 2280003841, 2280003842, 2280003852, 2280003920, 2280004050, 2280004291, 2280004790, 2280004830, 2280005121, 2280005382, 2280005791, 2280005860, 2280005862, 2280006010, 2280006482, 2280006921, 2280006951, 2280007111, 2280007220, 2280007390, 2280007800, 2280007801, 2280008150, 4280000250, 4280000260, 4280000500, 4280001280, 4280002730, **DENSO:** 228000-6953, 1G494-63011

Aplicação / Application: **YALE, ACURA, DODGE, GEHL, LEXUS, PETER, TOYOTA:** 4Runner 2.7 / 3.0 TD, Auris 1.4 D-4D, Corolla 1.4 D-4D, HiAce 2.4 Diesel / 2.4 TD / 2.4 TD 4WD, Hilux 2.4 TD 4WD / 2.5 D-4D, Land Cruiser 2.4 TD / 3.0 D-4D / 4.5, Yaris II 1.4 D-5D, Si, Dyna 100 (1995-) / 150 2.4 (1987-1988), Hiace 2.4 (1984-1989), Hiace 5l Bufalo 12v, Hilux 2.4 (1989-), Land Cruiser 2.4d (1984-), **CASE:** Tratores, **FORD:** Econovan 2.0 D, Ranger 2.5 D / 2.5 TD / 2.5 TDCi, **HYSTER:** Empilhadeira H70XL / H110XL / H135XL / H155XL / S70XL / S120XL / S135XL / S155XL, **KIA:** Besta 2.2 D, Retona 2.0 TD, Sportage I 2.0 TD, **LAND ROVER:** Defender 2.5 TD, Discovery II 2.5 TD, Freelander I 2.0 TD, **MAZDA:** 626 III 2.0 D, 626 IV 2.0 D, B2200 2.2 D, B2500 2.5 TD, BT50 2.4, BT50 3.0 CDVi, **MINI:** One 1.4 D, **NEW HOLLAND:** Mini pá carregadeira L175, Trator 1920 / 2120, **SUZUKI:** Grand Vitara I 2.0 TD, Vitara 2.0 TD

Nippondenso Equivalente / Replace



UF - 1.242/4 4 escovas / brushes

Especificações / Features: **12V, 1,6Kw** - Tipo / Type: **DND-09 SERIES** - Escova / Brush:

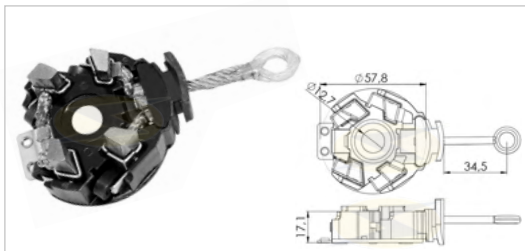
T 4,2 / 4,5 x 8,4 x 15 mm (L x A x C / W x H x L) - **CCW** - Counter Clock Wise / Sentido Anti-Horário
 Equivalente / Replace: **NIPPONDENSO:** 128099-6320, 128099-6321, **TOYOTA:** 28100-28041, 22800-990, 0285107620, 1280996310, 1280996312, 1280996660, 2813020020, 2813028040, 2813037120

Partida / Starter: 2810028040, 2810028041, 281002804184, 281000A010, 2810020020, LRS02261, 17825, 4280000340, 4280000341, 4280001311, 2280009900, 2280009901, 2280009902, 4280000024, 4280000150, 4280000151, 4280000152, 4280001080, 4280001261, 4280002290, 4280003040, 4280003090, 4280005830, 4280005871, 4280005880, M000T20171, MOT20171, 2810028050, 2810031040, 23300AA49A

Aplicação / Application: **TOYOTA:** 4Runner, Avensis, Corolla 1.6 / 1.8 VVTL-I, Land Cruiser, RAV4, Yaris 1.3 16V, Yaris II 1.8 VVTi, Hilux 2.7 Vvti Flex, Hilux 2.5 Diesel, Sw4 2.7 Vvti Flex, Fortuner 2.7 Vvti Flex, Camry 4 Cil. 2.4i 144cid (2002→2006), Camry 6 Cil. 3.0i (2002→2005),

Camry V6 3000 (2003→2008), Highlander 4 Cil. 2.4i (2004→2007), Solara 4 Cil. 2.4i 144cid (2002→2006), Solara 6 Cil. 3.0i (2002→2005), Corolla (2003→2008), Matrix (2003→2008), Vigo 2.7 Vvti Flex, Vigo 2.5 Diesel, **PONTIAC:** Vibe 1.8i (2003→2008) Scion, **LEXUS:** Es300 6 Cil 3.0i (2002→2003), Scion Tc 4 Cil. 2.4i (2005→2006), GS250 IV 2.5, GS300 III 3.0 V6, IS250 II 2.5, IS250 III 2.5, RX300, RX330, RX350, Scion 2.4, **SAAB:** 9-2X 2.0, 9-2X 2.5, **SUBARU:** Forester 2.0 / 2.0 Turbo / 2.5, Impreza 2.0 WRX Turbo, Legacy III 2.0, Outback 2.5i 16V / 3.0 24V

Nippondenso Equivalente / Replace



UF - 1.254/4 4 escovas / brushes

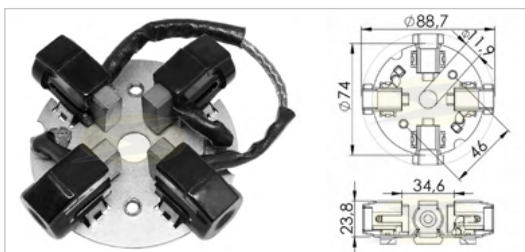
Especificações / Features: **12V, 0,8Kw** - Tipo / Type: **DND-09 SERIES**

Escova / Brush: T 4,2 / 4,5 x 8,4 x 15 mm (L x A x C / W x H x L)
 Equivalente / Replace: 1280996310

Partida / Starter: 228000-9900, 228000-9901, 228000-9902, 428000-0700, 428000-0690, 28100-0H050, 28100-0H051, 28100-28041

Aplicação / Application: **TOYOTA:** Avalon 3.5i, Avensis 2.0, Avensis 2.4, Camry 2.4i, Camry 3.0i, Camry 3.3i, Camry 3.5i, Highlander 2.4, Highlander 4cyl, Rav4 2.4i, Rav4 3.5i, Sienna 3.0i, Sienna 3.3i, Sienna 3.5i, Solara 2.4, Solara 3.3, Venza 3.5i, **LEXUS:** Es 300 3.0i, Es 330 3.3i, Es 350 3.5i, Rx 330 3.3i, Rx 350 3.5i, **SCION:** Tc 2.4 vvt, Xb 2.4i

Prestolite Equivalente / Replace



UF - 1.130

Especificações / Features: **12V** - Tipo / Type: **M93R** - Escova / Brush: 8 x 19 x 18,2 mm

(L x A x C / W x H x L) (**DELPHI / LUCAS**) **KO 12066**

UF - 1.130/2 2 escovas / brushes


UF - 1.130/4 4 escovas / brushes

Equivalente / Replace: **PRESTOLITE:** 52 58 637, KO 12038, KO 12039

Partida / Starter: 352 58 380, 352 58 580, 352 58 950, 352 58 490, 352 58 540, 352 58 660, 352 58 690, 352 58 710, 352 58 820, 352 58 880, 352 58 960, 352 59 040, 352 59 270, 352 59 400, 352 59 600, 352 59 750, 352 59 760, 352 59 870, 352 61 305, 352 61 860, 352 62 710, 352 58 620, 352 58 910, 352 58 940, 352 58 970, 352 58 980, 352 59 030, 352 59 050, 352 59 130, 352 59 140, 352 59 150, 352 59 170, 352 59 180, 352 59 210, 352 59 300, 352 59 310, 352 59 330, 352 59 390, 352 59 430, 352 59 580, 352 59 590, 352 59 620, 352 59 630, 352 59 640, 352 59 650, 352 59 660, 352 59 670, 352 59 680, 352 59 710, 352 59 720, 352 59 880, 352 59 890, 352 59 900, 352 60 828, 352 60 940, 352 60 950, 352 61 020, 352 61 070, 352 61 120, 352 61 155, 352 61 175, 352 61 355, 352 61 360, 352 61 425, 352 61 760, 352 62 580

Aplicação / Application: **PORSCHE, AGRALE:** 7500, 8000, 8500, 9200, Trator 5075 / 5075.4 / 5085 / 5085.4, Ônibus Volare, **CHEVROLET-GM:** Blazer 2.5 / 5.9, D20 4.1 / 4.2, Grand Blazer 4.2, S10 2.5, Silverado 4.1 / 4.2, **CUMMINS:** Motor 6B 5.9 / 6BTAA 5.9 / B 3.9 Aftercooler / B 5.9 Aftercooler / B 5.9 Eletrônico, Blazer Dix, Pick-Up S10 C/ Motor Maxion Hs, Pick-Up D20, Silve- Rado C/ Motor Mwm, Motores Séries 6bt (Dianteiro) / B6 / B15.9l, **FORD:** Cargo 1217 / 1416 / 1417 / 1421 / 1617 / 1722 / 1716, F-4000, F-7000, F-12000, F-14000, F16000, C/ Mwm, F-1000, F-100, Ranger 2.5 / 2.8 / 3.0, **JOHN DEERE:** Colheiteadeira 1165 / 1175 / 1450, Trator 7500, Tratores, **LAND ROVER:** Defender / Discovery 4cc 2.5 15-160, **MASSEY FERGUSON:** Colheiteadeira MF3640 / MF5650, Retroescavadeira MF86HS / MF96, Trator MF250X / MF265 / MF275 / MF283 / MF290 / MF292 / MF297 / MF299 / MF640 / MF650 / MF660 / MF680 / MF5275 / MF5285 / MF5290 / MF5300 / MF5310, Trator C/ Motor 4 Cil, **MAXION:** Empilhadeira 3000, Motores, **MERCEDES-BENZ:** 180d - Kombi Espanhola, Ônibus, Caminhões, Sprinter C/ Motor Maxion Hs, **PERKINS:** Motores 4.203 / 3.152 / 4.236 / 6.354, **PEUGEOT:** 404, 504, 505, Vários C/ Motor Indenor, **RENAULT:** Clio, **VOLKSWAGEN:** Caminhão, 710, 8120, 8120 4.10TCA, 8150, 8150 4.10TCA, 13150, 13150 4.10TCA, 13180, 13190, 13190 6BTAA, 15180, 15190, 17210, 17210, 17210 6BTAA, 23210, 23210, B8150, B9150, B16180, B16180 6.10, B16210, B17210OD, B17240OT, **DODGE:** D1000, **FIAT:** Ducato, **IVECO:** Daily, **MARCOPOLO:** Volare

Prestolite Equivalente / Replace



UF - 1.135

Especificações / Features: **12V** - Tipo / Type: **M74R** - Escova / Brush: 4,5 x 14 x 17 mm

(L x A x C / W x H x L) (**DELPHI / LUCAS**)

UF - 1.135/2 2 escovas / brushes

UF - 1.135/4 4 escovas / brushes

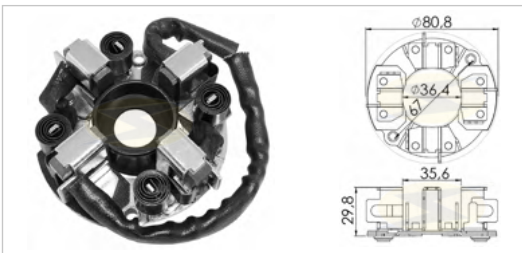
Equivalente / Replace: **PRESTOLITE:** 352.58.566

Partida / Starter: 352 58 400, 352 58 430, 352 58 510, 352 58 60, 352 58 600, 352 58 730, 352 58 750, 352 58 790, 352 58 850, 352 58 860, 352 58 890, 352 612 60, 352 58 270, 352 58 370, 352 58 420, 352 58 460, 352 58 640, 352 58 720, 352 58 760, 352 58 780, 352 58 840, 352 59 060, 352 59 250, 352 59 860, 352 60 890, 352 61 250, 352 61 295, 352 61 640

Aplicação / Application: **CHEVROLET-GM:** C20 4.1, Silverado - C/ Motor 6 Cil. Gasolina, Corsa 1.4 / 1.6, Corsa Combo 1.4 / 1.6, **FIAT:** Duna 1.7 Diesel, Fiorino 1.7 Diesel, Palio 1.7 Turbo Diesel, Siena 1.7 Turbo Diesel, Uno 1.7 Diesel, 128 Super Europa, 147 Brio / Spr / Spt, Duna 1300 / 1500 / 1.4 / 1.6, Fiorino 1.4 / 1.6, Pick-Up 1.4 / 1.6, Regatta 85 S 1300 / 1500 / Tipo 1.4 / 1.6, Regatta Sc 1300 / 1500,

Regatta Weekend 1300 / 1500, Spazio 1300 / 1500, Uno 1.4 / 1.6, Vários 1.3 / 1.5, **RENAULT:** Clio 1.4 / 1.9 Diesel, Mégane 2.0, R9 1.4 / 1.6, R11 1.4 / 1.6, Clio 1.8 / 1.6, R 19 1.8 / 1.4 / 1.6 / 1.7 C/ Carburador, 19 1.8 / 1.6, **PEUGEOT:** 205 1.6, 206 1.9 Diesel, 306 1.6 / 1.9 Diesel, 405 1.6 / 1.9 Diesel, Boxer 1.9 Diesel, Partner 1.6, 306, 405, **FORD:** Courier 1.8 Diesel, Escort 1.6 AP / 1.8 AP / 1.8 Diesel, Fiesta 1.3 Endura / 1.8 Diesel, Focus 1.8 Diesel / 2.0 Automático I4 / 2.0 Manual I4, Focus Zetec, Mondeo Zetec, Verona 1.6 AP / 1.8 AP, Escort Zetec (1997) 1.8 / 2.0, Focus-Zetec 1.8, Mondeo 1.8 / 2.0 / Zetec, Fiesta 1300 / 1.4 (Com E Sem Ar / With A/C, Without A/C), Ranger Duratec 2.3 Gas. / 3.0i Ngd Int., **NISSAN:** Frontier, Xterra, **TROLLER:** T4 3.0i Ngd Int., **VOLKSWAGEN:** Gol 1.6 / 1.8 / 2.0 (Com Ar / With A/C) / 1.000 (Brasil / Brazil), Saveiro Cht 1.6, Golf 1.8, Logus 1.6 / 1.8, Pointer 1.6 / 1.8, Polo 1.6 / 1.8 / 1.9 Diesel, **AGRALE:** Trator 4230 / 4230.4, **CITROEN:** Berlingo 1.8, **SEAT:** Inca 1.6 / 1.9 D

Prestolite Equivalente / Replace



UF - 1.195

UF - 1.195/2 2 escovas / brushes

UF - 1.195/4 4 escovas / brushes



Partida / Starter: 352 59 240, 352 59 440, 352 59 460, 352 59 770, 352 59 780, 352 61 000, 352 61 130, 352 61 185, 352 61 395, 352 61 740, 352 61 770, 352 61 900, 352 62 010, 352 62 020, 352 62 130

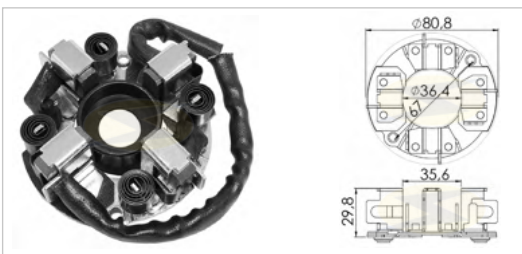
Aplicação / Application: **MERCEDES BENZ:** Of1215, 0371, Of215, Of1315, 1316, 1318, 1320, Onibus / Bus 1214 / 1414 / 1418 / 1614, **CUMMINS:** 5.9 Serie B Electronic, Motor C 6CT 8.3, Motor C 6CTA 8.3, **MWM:** 4cc, 6cc, **VOLKSWAGEN:** Titan Tractor, 17.250e, 26.250, Onibus / Bus, **IVECO:** Mwm X10 226 Series, **VOLVO:** Vm17 Mwm X10 229 Serie, Vm23 Mwm X10 229 Serie, **AGRALE:** Marruá,

Especificações / Features: **24V - Tipo / Type:** **M100R** - Escova / Brush: 8 x 25 x 21 mm

(L x A x C / W x H x L) (DELPHI / LUCAS / INDIEL)

Equivalente / Replace: **PRESTOLITE:** K-01266

Prestolite Equivalente / Replace



UF - 1.196/2

UF - 1.196/4 4 escovas / brushes



Equivalente / Replace: **PRESTOLITE:** K-01236, 35262079

Partida / Starter: 352 59 200, 352 59 260, 352 59 290, 352 59 450, 352 59 500, 352 59 510, 352 59 520, 352 59 530, 352 59 550, 352 59 730, 352 59 810, 352 59 820, 352 59 830, 352 59 840, 352 60.830, 352 60.840, 352 60.900, 352 60.910, 352 61.050, 352 61.135, 352 61.160, 352 59 340, 352 59 360, 352 60 870, 352 61 345, 352 61 385, 352 61 445, 352 61 680, 352 61 690, 352 61 780, 352 61 900

Aplicação / Application: **CATERPILLAR, CHRYSLER, FREIGHTLINER, GRADALL, INTERNATIONAL NAVISTAR, DODGE:** Ram 2.500 CUMMINS 6CC 5.9L, **CASE:** Máquinas diversas, **CUMMINS:** Motor B 5.9 / C 8.3 / ISB02 5.8, **FORD:** Cargo 1622 / 2422 / 2425 / 2425 Mixer / 2630, **JOHN DEERE:** Colheiteadeira 1550, Trator 627 / 727 / 1420 / 2140 / 2330 / 2420 / 2530 / 2730 / 2850 / 3140 / 3350 / 3420 / 3530 / 3540 / 3550 / 4420


Especificações / Features: **12V - Tipo / Type:** **M100R** - Escova / Brush: 8 x 25 x 21 mm

(L x A x C / W x H x L) (DELPHI / LUCAS / INDIEL)

Equivalente / Replace: **PRESTOLITE:** K-01236, 35262079

/ 4530 / 5320N / 5520N / 5410 / 5600 / 5700 / 6300 / 6600 / 6605 / 7505 / 7820, Trator de esteiras 570 / 570A, **NEW HOLLAND:** Trator TM135 / TM135 E / TM150 / TM150 E / TM165 / TM180 / TS100 / TS110 / TS120, **VALMET, VALTRA:** Trator 685 C / 785 C / 1280 / 1580 / 1780 / BH140 / BH160 / BH180 / BL77 / BL88 / BM100 / BM110 / BM120, **VOLKSWAGEN:** 17220 8.3, 17310 8.3, 18310 8.3, 23220 8.3, 23310 8.3, 26220 8.3, 26260 8.3, 26310 8.3, Titan Tractor

Prestolite Equivalente / Replace



UF - 1.366/4

4 escovas / brushes



(L x A x C / W x H x L)

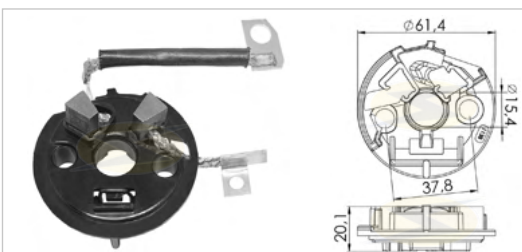
Equivalente / Replace: 35257703

Partida / Starter: 35258340

Aplicação / Application: **FORD:** Sierra, Galaxy 1.8, Galaxy 2.0, Versailles 1.8, Versailles 2.0, **VOLKSWAGEN:** Gol 1.6, Gol 1.8, Saveiro 1.6, Santana

Especificações / Features: **12V - Tipo / Type:** Escova / Brush: 4,5/9 x 11 x 18 mm

Valeo Equivalente / Replace



UF - 1.138/2

2 escovas / brushes



(L x A x C / W x H x L)

Equivalente / Replace: **VALEO:** 133647, 594070, 9405828898

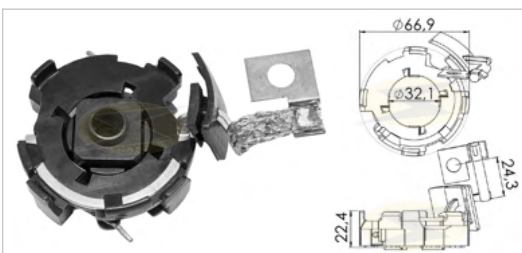
Partida / Starter: **VALEO:** 6011600, 432590, 432593, 432633, 432638, 433311, 433320, 433321, 436060, 436090, 455551, 726001, 726011, 726048, D6RA45, D6RA146, D6RA511, 432598, 432622, D6RA133, D6RA5, D6RA6, D6RA12, D6RA16, D6RA18, D6RA20, D6RA61, D6RA65, D6RA85, D6RA165, D6RA185, **RENAULT:** 7700100647

Aplicação / Application: **RENAULT:** Clio 1.2i / 1.4i / 1.6i / 1.8, Espace 2.0i, Express 1.4i, Kangoo 1.4i, Laguna 1.8 / 2.0, Mégane 1.4i / 1.6 / 1.9 dTi / 2.0, R9 1.7, R11 1.7i, R19 1.2 / 1.4 / 1.7 / 1.7i / 1.8i, R21 1.7 / 1.7i, Scénic 2.0, Trafic 1.7, Clio 1.8i, Laguna 1.8i / 2.0i, Mégane 1.6i / 2.0i, R19 1.4i / 1.6 / 1.8, **CHEVROLET-GM:** Corsa Efi 1.0 / Mpi 1.0, **PEUGEOT:** 106 1.0 / 1.0i / 1.1 / 1.1i / 1.3i / 1.4 / 1.4i / 1.6i, 205 1.0 / 1.0i / 1.1 / 1.1i

Especificações / Features: **12V - Tipo / Type:** **D6RA, PMGR** - Escova / Brush: 4,5 / 9T x 11 x 18 mm

/ 1.3 / 1.4 / 1.4i, 206 1.1i / 1.4i / 1.6i, 207 1.4 / 1.6 / 1.6 HDi 16V, 306 1.1i / 1.4 / 1.4i / 1.6i / 2.0i, 309 1.1i / 1.4i, 405 1.4i / 2.0i / 2.0i Turbo, 605 3.0i V6 / 3.0i V6 24V, Partner 1.1i / 1.4 / 1.4i, 309 - 1.1 / 1.4, 405 - 1.4, **CITROEN:** Berlingo 1.1i / 1.4i / 1.6i, C15 1.0 / 1.1 / 1.1i / 1.4 / 1.4i, Saxo 1.0i / 1.1i / 1.4i / 1.6i, Xantia 2.0i / 1.4i / 1.6i, XM 3.0i V6 / 3.0i V6 24V, ZX 1.1i / 1.4i / 1.6i / 1.8i / 1.9i / 2.0i, Ax - 1.0 / 1.1 / 1.3 / 1.4, Bx - 1.0, Xsara 1.6, Xm V6it, **CHERY:** Tiggo 2.0

Valeo Equivalente / Replace



UF - 1.163/4

4 escovas / brushes



(L x A x C / W x H x L)

Equivalente / Replace: **VALEO:** 190097

Partida / Starter: 8200225336, 8200225338, D7G11, 438151, 438166, 438170, 438184, 458166, 458185, 458210, 458231, D7G3, D7G4, D7GS9, TS18E44, 458720, **FOMOCO:** CV2T-11000-EB, 1838056

Aplicação / Application: **OPEL:** Movano 2.2 dTi / 2.5 dTi, Vivaro 2.5 CDTi, Movano, Vivaro, **VAUXHALL:** Movano, Vivaro, **BMW:** 118d 2.0, 318d 2.0, 320d 2.0, 520d 2.0, X3 2.0 D, **CITROEN:** Berlingo 1.6 HDi, C1 1.4 HDi, C2 1.4 HDi, C3 1.4 HDi / 1.6 HDi / Picasso 1.6 HDi, C4 1.6 HDi / Grand Picasso 1.6 HDi, C5 1.6 HDi / 2.2 HDi, DS3 1.4 HDi, DS4 1.6 HDi, DS5 1.6 HDi, Nemo 1.4 HDi, Xsara Picasso 1.6 HDi, **MINI:** Cooper 1.6 D / 1.6 D Clubman, **NISSAN:** Interstar, Primaster, **AUDI:** A4 1.8 T / 1.9 TDi / 2.4i V6 / 2.5 TDi / 3.0i V6, A6 1.9 TDi, Interstar 2.5 dCi, **PEUGEOT:** 107 1.4 HDi, 206 1.4 HDi, 207 1.4 HDi /

Especificações / Features: **12V - Tipo / Type:** **D7G11** - Escova / Brush: 7 x 13 x 10,8 mm

1.6 HDi, 208 1.4 HDi / 1.6 HDi, 307 1.6 HDi 16V, 308 1.6 HDi, 407 1.6 HDi, 508 1.6 HDi, 1007 1.4 HDi / 1.6 HDi, 3008 1.6 HDi, 5008 1.6 HDi, Bipper 1.4 HDi, Partner 1.6 HDi, **RENAULT:** Master Eletrônico Dci120 (2005-), Espace Mhiii, Laguna, Vel Satís, Trafic, Avantime 2.2 dCi, Espace III 2.2 dCi, Master II 2.2 dCi / 2.5 dCi, Trafic II 2.5 dCi, **VOLKSWAGEN:** Passat V 1.9 TDi / 2.0 TDi, Polo Vii 1.0i / 1.6i, **FORD:** Focus 1.0 3Ci (2012->), Fiesta Vi 1.0 3Ci (2013-2014), Fiesta Vii 3Ci (2017->).

Valeo Equivalente / Replace

UF - 1.171/4 4 escovas / brushes

Especificações / Features: **12V - Tipo / Type: D7E, DD - Escova / Brush: 6,5 x 8 x 11 mm**



(L x A x C / W x H x L)

Equivalente / Replace: **VALEO:** 187517, 594351, 594479, A0011510914, 7701047342, 6S6511000AA

Partida / Starter: D7E4, D7E6, D7E8, D7E10, D7E11, D7E15, D7E18, D7E19, D7E20, D7E22, D7E23, D7E27, D7E28, D7E43, D7E48, D7E52, D7ED28, BD7E17, BD7E44, 93264950, 433276, 438027, 438054, 438081, 438110, 438126, 438128, 438129, 438144, 438147, 438163, 438185, 455747, 455876, 455950, 455974, 458162, 458165, 458179, 726024, D7E38, D7E45, D7E47, D7E70, D7ED281, TS10E3, TS10E4, TS10E5

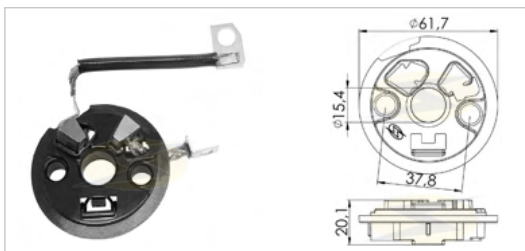
Aplicação / Application: **FORD:** Courier 1.0l / 1.6l, Ecosport 1.0l / 1.6l / 1.0l Supercharger, Escort 1.6l, Fiesta 1.0l / 1.6l, Ka 1.0l / 1.6l, Novo Fiesta 1.0l / Supercharger. **CHEVROLET - GM:** Astra 1.8 OHC, Celta 1.0 / 1.4, Corsa 1.0 EFi OHC / 1.0 MPFI OHC / 1.0 MPFI VHC / 1.4 EFi OHC / 1.4 MPFI OHC / 1.6 EFi OHC / 1.6 MPFI OHC / 1.8 EFi OHC / 1.8 Flexpower / 1.8 MPFI OHC, Meriva 1.8 OHC, **FIAT:** Palio 1.8 OHC,

Stilo 1.8 OHC, **MERCEDES BENZ:** Classe A 140 1.4i / 150 1.5i / 160 1.6i / 170 1.7i / 200 2.0i, Classe B 150 1.5i / 170 1.7i / 170 2.0i / 180 2.0i / 200 2.0i, **PEUGEOT:** 206 1.6 16V, **RENAULT:** Clio 1.4i 16V / 1.6 / 1.6 16V, Kangoo 1.6 / 1.6 16V, Laguna 1.6i 16V, Logan 1.4 MPi / 1.6 MPi, Mégane 1.4i 16V / 1.6 / 1.6 16V, R9 1.6 / 1.7, R11 1.6, R12 1.6, R19 1.6 / 1.8, Sandero 1.4 MPi, Scénic 1.4i 16V / 1.6 / 1.6 16V, Thalia 1.4i 16V / 1.6i 16V

Valeo Equivalente / Replace

UF - 1.172/2 2 escovas / brushes

Especificações / Features: **12V - Tipo / Type: PMGR - Escova / Brush: 4,7 / 9T x 11 x 14 mm**



(L x A x C / W x H x L)

Equivalente / Replace: **VALEO:** 181961, 594072, 594367, 124461600, 9405828888, 582888

Partida / Starter: D6RA8, D6RA10, D6RA572, 432623, 433311, 436062, 726000, 726011

Aplicação / Application: **LOMBARDINI, MERCEDES, SATURN, OPEL, TORO, VOLVO PENTA, DAEWOOD, DEUTZ, CITROEN:** AX 1.0 / 1.0i / 1.1 / 1.1i / 1.3 / 1.4 / 1.4i, Berlingo 1.1i / 1.4 / 1.4i / 1.4i GNV / 1.6 HDi 16V / 1.6i 16V, C2 1.1i / 1.4i / 1.4i 16V / 1.6i 16V, C3 1.1i / 1.4i / 1.4i 16V / 1.4i GNV / 1.6i 16V, C4 1.4i 16V / 1.6i 16V / 1.6i Bioflex 16V, C15 1.0 / 1.1 / 1.1i / 1.4 / 1.4i, Nemo 1.4i, Saxo 1.0i / 1.1i / 1.4i / 1.6i / 1.6i 16V, Xsara 1.4i / 1.6i / 1.6i 16V, Xsara Picasso 1.6i / 1.6i 16V, ZX 1.1 / 1.1i / 1.4 / 1.4i, **FIAT:** Fiorino 1.4i, **PEUGEOT:** 106 1.0 / 1.0i / 1.1 / 1.1i / 1.3i / 1.4 / 1.4i / 1.6i, 205 1.0 / 1.0i / 1.1 / 1.1i / 1.3 / 1.4 / 1.4i, 206 1.1i / 1.4i / 1.4i 16V / 1.6i / 1.6i 16V, 207 1.4 e / 1.4 e 16V / 1.4 VTi 16V / 1.6 e

16V / 1.6 VTi 16V, 306 1.1i / 1.4 / 1.4i / 1.6i, 307 1.4i / 1.4i 16V / 1.6i / 1.6i 16V, 309 1.1 / 1.1i / 1.4 / 1.4i, 405 1.4 / 1.4i, 1007 1.4i / 1.4i 16V / 1.6i 16V, Bipper 1.4i, Partner 1.1i / 1.4 / 1.4 GNV / 1.4i / 1.6i 16V, **JEEP:** (1999→2003), (1987→1993), Grand Cherokee 5.2i / 4.7i, **VAUXHALL:** Corsa 1.0 / 1.2 (1997→2000), Vectra 2.0 D, Astra 2.0 D, **VOLKSWAGEN:** Ibiza, **VOLVO:** 240, 740, 760

Valeo Equivalente / Replace

UF - 1.173/3 3 escovas / brushes

Especificações / Features: **12V - Tipo / Type: DD - Escova / Brush: 6,5 x 8 x 11 mm**



(L x A x C / W x H x L)

Equivalente / Replace: **VALEO:** 494818, 555645, 555550


Partida / Starter: USC 867838-864608 G, D7E34, 438180, D7E33, D7E35, D7E36, D7E37

Aplicação / Application: **FORD:** Courier 1.0 / 1.6, EcoSport 1.0 / 1.0 Supercharger / 1.6, Escort 1.6, Fiesta 1. / 1.0 / 1.6, Ka 1.0 / 1.6, **RENAULT:** Clio

Valeo Equivalente / Replace

UF - 1.186/4 4 escovas / brushes

Especificações / Features: **12V - Tipo / Type: D7R Series - Escova / Brush: 7 x 14 x 14 mm**



(L x A x C / W x H x L)

Equivalente / Replace: **VALEO:** 5820A4, A0001519755, 7701204930, 594115, 594354, 594432

Partida / Starter: 0041518901, 004151890180, 0041519201, 004151920180, 0041519701, 004151970180, 0051511301, 005151130180, 005151130187, D7524, D7R1, D7R2, D7R3, D7R4, D7R5, D7R8, D7R11, D7R12, D7R14, D7R15, D7R16, D7R17, D7R18, D7R19, D7R20, D7R22, D7R25, D7R26, D7R27, D7R28, D7R33, D7R34, D7R35, D7R36, D7R40, D7R41, D7R42, D7R43, D7R44, D7R46, D7R47, D7R48, D7R49, D7R51, D7R53, D7R57, D7R64, D7R65, D7R70, D7RS1, D7RS7, D7RS29, D7RS30, D7RS31, D7RS50, D7RS129, D7RS130, D7RS131, D7RS150, D7RSA2, D7RSA4, D7RSA5, D7RSA7, D7RSA8, D7RSA10, D7RSA11, TM000A36101, DSL 36100- 42350, TS22ER12, TS22ER13, 2H0911023A, TS22E20, 1250128, 36100A4010, TS22E8, 55564374, 3610042350, DSL42350, DSL6651510101, 432630, 432637, 432644, 432666, 432672, 433323, 436051,

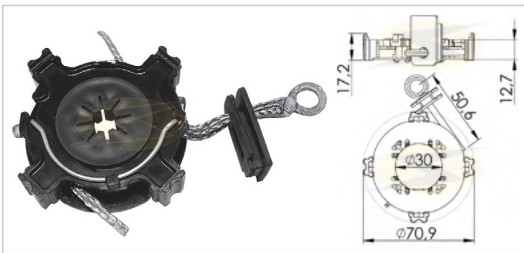
438011, 438053, 438065, 438068, 438078, 438085, 438088, 438090, 438096, 438148, 438157, 438158, 438199, 455550, 455674, 455687, 455695, 455720, 455734, 455745, 455873, 455895, 455928, 455943, 455948, 455954, 455957, 455959, 455972, 458118, 458171, 458366, 726004, 726006, 726008, 726014, 726031, 726033, 726045, 726052, D7R7, D7R13, D7R23, D7R24, D7R37, D7R151, D7R281, TM000A34001, TM000A34101, TS22-32, TS22E26, **RENAULT:** 8200634602

Aplicação / Application: **HYUNDAI:** HR, H100, **KIA:** Bongo, **MITSUBISHI:** L200, Katana, **VOLKSWAGEN:** Amarok 2.0 TDi (2010-2012), Crafter 2.0 TDi (2011→), **CHEVROLET-GM:** Nova S10, **FIAT:** Ducato, Brava 1.9 D, Bravo 1.9 D, Duna 1.7 D, Elba 1.7 D, Fiorino 1.7 D, Palio 1.7 D, Palio Weekend 1.7 TD, Punto 1.7 D, Regata 1.7 D, Ritmo 1.7 D, Siena 1.7 D, Strada 1.7 TDS, Tempira 1.9 D, Tipo 1.7 D, Uno 1.4 TD / 1.7 D, Uno Mille 1.7 D, **FORD:** Fiesta IV 1.8 TDi, Focus 1.8 TDi, Transit 2.5 D / 2.5 TD, **MERCEDES BENZ:** Sprinter 208 / 209 / 210 / 211 / 213 / 215 / 216 / 308 / 309 / 310 / 311 / 312 / 313 / 315 / 316 / 408 / 410 / 411 / 412 / 416 / 509 / 511 / 515 / 616, 190 2.0 D / 2.5 D / 2.5 TD, Classe C 200 / 220 / 240 / 250 / 270 / 280, Classe CL 600 5.8i, Classe CLC 200 / 220, Classe CLK 220 / 240 / 270 / 320 / 430 / 500, Classe E 200 / 220 / 250 / 270 / 280 / 290 / 300 / 320, Classe G 270 2.7 CDI / 300 3.0 TD, Classe ML 320 / 430 / 500, Classe S 280 / 300 / 320 / 350 / 600, Classe SL 350 / 600, Classe SLK 320 3.2i, Classe V 200 / 220 / 230, Classe W124 200 / 250 / 300, Classe W126 260 / 300, Classe W140 300 3.5 TD, Viano 2.0 / 2.2 / 3.7, Vito 108 / 110 / 112, **SEAT:** Ibiza 1.7 D, Málaga 1.7 D, Ronda 1.7 D, **SSANGTONG:** Musso 2.3 D, **VOLVO:** 340, 360, 440, 460, S40, V40, **CITROEN:** Berlingo 1.6 HDi (2005-2008), C2 1.6 HDi (2005→), C3 1.6 HDi 16V (2005→), C3 1.6 HDi Picasso (2009→), C4 1.6 HDi (2004→), C4 1.6 HDi Picasso (2007→), C5 1.6 HDi (2004→), DS3 1.6 HDi (2009→), Jumpy 1.6 HDi (2007→), Xsara 1.6 HDi Picasso (2004-2005), **PEUGEOT:** 1007 1.6 HDi (2007→), 206 1.6 HDi (2005→), 207 1.6 HDi (2006-2007), 3008 1.6 HDi (2009→), 307 1.6 HDi (2004-2006), 308 1.6 HDi (2007→), 407 1.6 / 2.0, 5008 1.6 HDi (2009→), Partner 1.6 HDi (2008→), Expert, **NISSAN:** Interstar 2.2 / 2.4 / 2.5, Primastar 2.4 / 2.5, **OPEL:** Movano 2.2 / 2.5, Vivaro 2.5, **RENAULT:** Avantime 2.2 dCi (2002-2003), Espace 2.2, Laguna 2.2, Master 2.2 / 2.5, Safrane 2.2 dT (1996-2000), Trafic 2.5 dCi, Vel Satis 2.2 dCi (2002-2009), **VAUXHALL:** Movano MK1 1.2 / 2.5, Vivaro 2.0 / 2.5

Valeo Equivalente / Replace

UF - 1203/4 4 escovas / brushes

Especificações / Features: 12V - Tipo / Type: D7E, DD - Escova / Brush: 6,5 x 8 x 11 mm



(L x A x C / W x H x L)

Equivalente / Replace: VALEO: 594381, 555649

Partida / Starter: D7ES6, D7E56, 438138, 438179, 458160, D7ES1, D7ES2, D7ES4, D7ES5, TS10E26

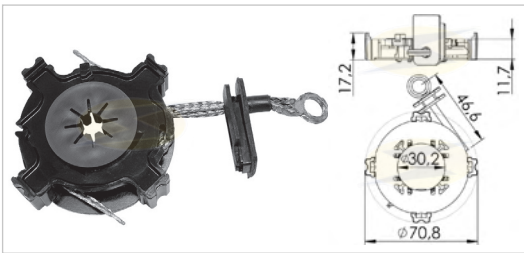
Aplicação / Application: **RENAULT:** Sandero Stepway (2009), **AUDI:** S3 1.8i Turbo 20 Quattro, A2 1.6 FSi (2002-2005), **SEAT:** Ibiza 1.6i / 1.8i / 2.0i, Leon 1.4i 16V / 1.6i 16V / 1.8i 20V, Cordoba 1.2 (2002->), Cordoba 1.4 16V (2002->), Cordoba 1.6 (2003->), Ibiza 1.2 (2002->), Ibiza 1.4 16V (2004-2007), Ibiza 1.6 (2003->), **SKODA:** Fabia 1.2 (2001->), Fabia 1.2 Praktik (2003->), Fabia 1.4 16V (1999->), Fabia 1.4 Praktik (2004-2007), Octavia 1.4i 16V / 1.6i / 1.8i Turbo 20V, **VOLKSWAGEN:** Bora 1.6 (2002-2005), Fox 1.2 (2005-2010), Fox 1.4 (2005->), Lupo 1.6 GTi (2000-2005), New Beetle 1.4 (2001-2010), Polo 1.2 (2001->), Polo 1.4 (2001-2003), Polo 1.4 16V (2001->), Polo 1.4 FSi (2002->), Golf,

Fox, Beetle 1.6i / 1.8i Turbo 20V, CrossFox, Fox 1.0 16V / 1.6 16V, Golf IV 1.6i, Polo 1.0 16V / 1.6 16V, Polo Sedan 1.0 16V / 1.6 16V

Valeo Equivalente / Replace

UF - 1204/3 3 escovas / brushes

Especificações / Features: 12V - Tipo / Type: D7E, DD - Escova / Brush: 6,5 x 8 x 11 mm



(L x A x C / W x H x L)

Equivalente / Replace: VALEO: 594290, 594250

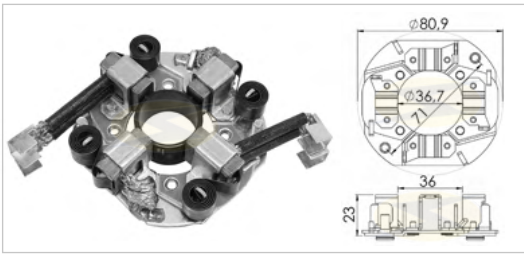
Partida / Starter: D7E1, D7E16, D7E24, D7E29, D7E30, D7E31, D7E32, D7E33, D7E34, D7E35, D7E36, D7E37, D7E39, 432685, 438093, 438135, 438136, 438137, 438156, 438182, 455722, 455962, 455984, 458159, 458170, 726003, 726053, D7E40, D7E41, D7E42, TS8E2, TS8E3, TS8E4, TS8E5, TS8E6

Aplicação / Application: **CHEVROLET - GM:** Astra 1.8, Celta 1.0 / 1.4, Corsa 1.0 / 1.4 / 1.6, Meriva 1.8, **CITROEN:** Berlingo 1.1i / 1.4i / 1.6i, C2 1.1i / 1.4i / 1.6i, C3 1.1i / 1.4i / 1.6i, C4 1.6i, Saxo 1.0i / 1.1i / 1.4i / 1.6i, Xsara 1.4i / 1.6i, **FIAT:** Siena 1.0 / 1.3 / 1.5, Grand Punto 1.2i 8V, Idea 1.2i 16V, Palio 1.8, Stilo 1.2i 16V / 1.8, **MERCEDES BENZ:** Classe A 140 1.4i / 150 1.5i / 160 1.6i / 170 1.7i / 200 2.0i, Classe B 150 1.5i / 170 1.7i / 180 2.0i / 200 2.0i, **NISSAN:** Almera 1.5i / 1.8i, Micra 1.0i / 1.2i / 1.4i, Primera 1.6i / 1.8i, **PEUGEOT:** 106 1.0i / 1.1i / 1.1i / 1.4 / 1.4i / 1.6 / 1.6i, 206 1.0 / 1.1i / 1.4 / 1.4i / 1.6 / 1.6i, 306 1.1i / 1.4 / 1.4i / 1.6i, 307 1.4i / 1.6i, Partner 1.1i / 1.4 / 1.4i / 1.6i, **RENAULT:** Twingo 1.0 / 1.2, Clio 1.0 / 1.2i / 1.4i / 1.6, Fluence 1.6i, Kangoo 1.0 / 1.2i / 1.6, Laguna 1.6i 16V, Logan 1.0 / 1.2 16V / 1.4 MPI / 1.6 MPI / 1.6i, Mégane 1.4i / 1.6i, Modus 1.2i / 1.5 dCi, R9 1.6 / 1.7, R11 1.6, R12 1.6, R19 1.6, Sandero 1.0 / 1.4 MPI, Scénic 1.4i 16V / 1.6 / 1.6i 16V, Thalia 1.2i 16V / 1.4i 16V / 1.6i 16V, **FORD:** Novo Fiesta 1.0i / 1.6i / 1.0i Supercharger

Valeo Equivalente / Replace

UF - 1207/4 4 escovas / brushes

Especificações / Features: 12V, 3.1Kw - Tipo / Type: OSGR - Escova / Brush: 9 x 18 x 22 mm



(L x A x C / W x H x L) Giro Sentido Horário / Clockwise Rotation

Equivalente / Replace: VALEO: 182318

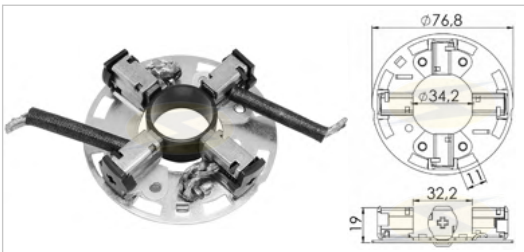
Partida / Starter: D9R73, D9R116, D9R144, 455537, 184202, 432534, 432535, 432537, 432538, 432574, 432629, 432639, 433215, 433229, 433305, 433306, 433310, 433327, 433332, 436052, 436068, 438069, 455552, 726005, 726028, D9R84, D9R89, D9R90, D9R91, D9R97, D9R99, D9R112, D9R118, D9R121, D9R122, D9R142, D9R256

Aplicação / Application: **VOLVO PENTA:** Embarcações Com Motores Diesel / Marines Diesel Engines 21-42 Series Api Marine #15097oe, Arco #97255, lat, Ad31a / B, Ad41b, Aqad30a, Aqad31a, Aqb41, Aod40a, Aqad40a, Aq41 / Dp / Sp, Aqad 41 / Dp / Sp, D40 / Td40, Kad43p, Kad43pa, Kad44p, Md 30 / Tmd 30 / Tamd30, Md5c / Ms2, Tamd31, Tamd41b, Tdm 40 / 41, Tamd 61b, Kad 42, Kamd300, Kad300a, **CITROEN:** BX 1.6 / 1.6i / 1.7 D / 1.7 TD / 1.9 D / 1.9i, C15 1.7 D / 1.9 D, C25 1.9 D / 2.5 D, C35 2.5 D, CX 2.2 D / 2.5 D, Visa 1.6i / 1.8 D, Xantia 1.8i 16V / 1.9 D / 2.0i Turbo / 2.1 TD, XM 2.1 D / 2.1 TD Turbo, ZX 1.4i / 1.6i / 1.8 D / 1.8i / 1.9 D / 1.9 TD / 1.9i, **LAND ROVER:** Defender 2.5 D / 2.5 TDi, Discovery 2.5 TDi, **PEUGEOT:** 205 1.6 / 1.6i / 1.7 D / 1.7 TD / 1.9 D / 1.9i, 305 1.6 / 1.7 D / 1.9 D / 1.9i, 309 1.6 / 1.6i / 1.7 D / 1.9 D, 405 1.6 / 1.6i / 1.7 D / 1.7 TD / 1.9 D / 1.9i, **RENAULT:** Trafic Diesel, Espace 2.1 dT / 2.1 dTv / 2.1 TD, Fuego 2.1 TD, Master 2.1 D, R18 2.1 D / 2.1 TD, R20 2.1 TD, R21 2.1 D / 2.1 TD, R25 2.1 D / 2.1 TD, R30 2.1 TD Turbo, Safrane 2.1 dT, Trafic 2.1 D, **SUZUKI:** Samurai 1.9 D / 1.9 TD, Vitara 1.9 D / 1.9 TD, **TALBOT:** Horizon 1.1 / 1.3 / 1.7 D / 1.9 D

Valeo Equivalente / Replace

UF - 1229/4 4 escovas / brushes

Especificações / Features: 12V - Escova / Brush: 7 x 14 x 14 mm (L x A x C / W x H x L)



Equivalente / Replace: VALEO: 594394

Partida / Starter: 432644, 455720, 0986017260, 001109250, 550.509.102, 0031512901, 0031519801, 0041518901, 0041519201, 0041519701, 0051511301, 0051516601, 5151130180, 5151130187, A0031512901, A0031519801, A0031513501, A0041514401, A0041515601, D7R1, D7R2, D7R3, D7R4, D7R5, D7R6, D7R7, D7R11, D7R19, D7R28, D7R34, D7R35, D7R44, D7R47, D7R48, D9R149, ND162, GXE4850, 438075, 438076, 438077, 438152, 438205, 438206, 455548, 455672, 455727, 455927, 455930, 455939, 458041, 458167, 726018, 726019, 726026, 726029, 726034, D7RS29, D7RS30, D7RS31, D7RS50, D7RS129, D7RS130, D7RS131, D7RS150, D7RS291, D7RS301, 020911023R, 02A911024B, 02A911024G, 02M911023C

Aplicação / Application: **MERCEDES-BENZ:** Classe C, E, S, G, V, Clk, Sprinter, Unimog, Viano, Vito, Vario, **AUDI:** A2 1.4 TDi, A3 1.6i / 1.8i 20V / 1.9 TDi / 1.9 TDi Quattro, S3 1.8i Turbo 20V Quattro, TT 3.2i V6 Quattro, **FORD:** Galaxy 1.9 TDi / 1.9 TDi / 2.3i 16V / 2.8i V6 / 2.8i VR6, **SEAT:** Alhambra 1.9 TDi, Arosa 1.4 TDi, Cordoba 1.9 D / SDi / TD / TDi, Ibiza 1.9 D / SDi / TD, Inca 1.7 SDi / 1.9 D / 1.9 SDi, Leon 1.9 SDi / TDi, Toledo 1.9 D / SDi / TD / TDi / 2.3i VR5 20V, **SKODA:** Fabia 1.4 TDi, Fabia 1.9 SDi / TDi, Octavia 1.9 D / SDi / TD / TDi 4x4, **VOLKSWAGEN:** Beetle 1.9 TDi, Bora 1.9 SDi / TDi / TDi 4Motion / 2.3i V5 20V / 2.3i V5 20V 4Motion, Golf 1.5 D / 1.6 D / 1.6 TD, Golf II 1.6 D / 1.6 TD / 1.9 TDi, Golf III 1.9 D / 1.9 TD / 1.9 TDi / 2.8 VR6 / 2.9i VR6, Golf IV 1.9 SDi / 1.9 TDi / 1.9 TDi 4Motion / 2.3i VR5 20V / 2.3i VR5 20V 4Motion, Golf V 1.9 TDi, Jetta 1.5 / 1.6 D / 1.6 TD / 1.7, Jetta II 1.6 D / 1.6 TD, Passat III 1.9 D / 1.9 TD / 2.8i V6 / 2.8i VR6, Passat IV 1.9 TD / 1.9 TDi / 2.8i VR6 / 2.9i VR6, Passat V 1.9 TDi / 1.9 TDi 4Motion / 2.3i VR5 20V / 2.3i VR5 20V 4Motion, Polo V 1.9 SDi / 1.9 TDi, Polo VI 1.9 SDi / 1.9 TDi, Polo VII 1.9 TDi, Transporter 2.4 D / 2.5 TDi / 2.5i / 2.8i V6 24V / 2.8i VR6

Valeo Equivalente / Replace

UF - 1.232/4 4 escovas / brushes

Especificações / Features: **12V, 0,9Kw** - Tipo / Type: **D6 / D7 Series** - Escova / Brush:



3,5 / 6,5T x 10 x 15 mm (L x A x C / W x H x L) **Giro sentido horário / Clockwise rotation**

Equivalente / Replace: **VALEO:** 195253, 594774, 93190561

Partida / Starter: AC713850M, 9648644680, 9618725080, 438093, 438129,455748, D6RA100, DGRA37, D6RA57, D6RA571, D7E16, D7E3, D7E5, D7E51, 432623, 436062, 438079, 438211, 455949, 458375, D6G3, D6G5, D6G33, D6G1, D6G32, D6G321, TS1277, TS12E10, TS12E9/B, TS12E901, TS12E902, D6G3

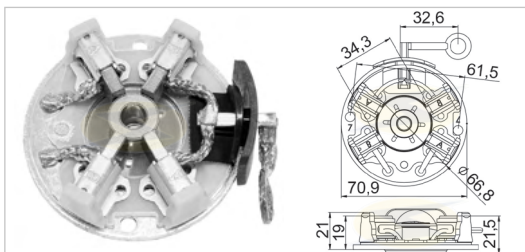
Aplicação / Application: **RENAULT:** Clio 1.6 16v (2000→), Kangoo 1.6 16v (K4m 2000 Motor / Engine), **CITROEN:** C4 1.5 (2005→), Berlingo 1.1i / 1.4i / 1.6i, AX 1.0 / 1.0i / 1.1 / 1.1i / 1.4 / 1.4i, Berlingo 1.4 / 1.4i GNV / 1.6 / 1.6 HDi 16V / 1.6i 16V, C2 1.1i / 1.4i / 1.4i 16V / 1.6i / 1.6i 16V, C3 1.1i / 1.4i / 1.4i 16V / 1.4i GNV / 1.6i 16V, C4 1.4i 16V, C15 1.0 / 1.1 / 1.1i / 1.4 / 1.4i, Nemo 1.4i, Saxo 1.0i / 1.1i / 1.4i / 1.6i / 1.6i 16V, Xsara 1.4i

/ 1.6i / 1.6i 16V / 1.8i, Xsara Picasso 1.6i / 1.6i 16V (2007→), ZX 1.1 / 1.1i / 1.4 / 1.4i, **FIAT:** Fiorino 1.4i, Linea 1.3 Multijet (2007→), Panda 1.3 JTD (2004→), **LANCIA:** Musa 1.3 Multijet (2006→), **OPEL:** Agila 1.3 CDTi (2003-2007), Combo 1.3 CDTi 16V (2004→), Corsa 1.2 CDTi (2001→), Corsa 1.3 CDTi (2003→), Meriva 1.3 CDTi (2005→), Tigra 1.3 CDTi (2004→), Astra 1.3 CDTi 16V, **SUZUKI:** Ignis 1.3 DDiS (2003→), Splash 1.3 CDTi (2008→), Swift 1.3 DDiS (2005), Wagon R+ 1.25 DDiS (2003→), **MERCEDES BENZ:** Classe A 150 1.5i / 190 1.9i / 200 2.0i / 210 2.1i, Classe B 200 2.0i, **PEUGEOT:** 106 1.0 / 1.0i / 1.1 / 1.1i / 1.3i / 1.4 / 1.4i / 1.6i / 1.6i 16V, 205 1.0 / 1.0i / 1.1 / 1.1i / 1.3 / 1.4 / 1.4i, 206 1.1i / 1.4i / 1.4i 16V / 1.6i / 1.6i 16V (2000→), 207 1.4 / 1.4 16V / 1.4 VTI 16V / 1.6 16V / 1.6 VTI 16V, 306 1.1i / 1.4 / 1.4i / 1.6i, 307 1.4i / 1.4i 16V / 1.6i / 1.6i 16V, 309 1.1 / 1.1i / 1.4 / 1.4i, 405 1.4 / 1.4i, 1007 1.4i / 1.4i 16V / 1.6i 16V, Bipper 1.4i, Partner 1.4i GNV / 1.6i 16V, Partner 1.1i / 1.4i / 1.6i, Ranch 1.4i, **VAUXHALL:** Agila 1.3 CDTi 16V, Corsa 1.3 CDTi 16V, Meriva 1.3 CDTi 16V, Tigra 1.3 CDTi 16V, **FORD:** New Fiesta 1.4 / 1.6, Focus 1.4 / 1.6, Ecosport

Valeo Equivalente / Replace

UF - 1.247/4 4 escovas / brushes

Especificações / Features: **12V** - Escova / Brush: 5 x 12 x 11,6 mm (L x A x C / W x H x L)



Equivalente / Replace: **VALEO:** 501401

Partida / Starter: FS10B1, FS10B2, FS10B3, FS10B4, 18G3 6547 CAF, 1196230, CN1511000B2, 1196228, 3610023061, 36100 23071, 1195922, CN1511000CA, 361003E100, 1195912, 1195921, 1195921, 600164, 640556, TM000A38001, **HYUNDAI/KIA:** 36100-23170, 36100-23171

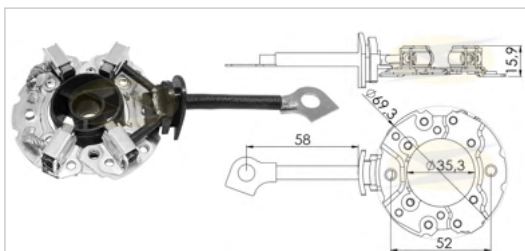
Aplicação / Application: **NISSAN:** Livina (1999-2010), March 1.0 2012>, **RENAULT:** Kangoo 1.0 (2002-2007), Clio 1.0 (1999-2016), Logan 1.0 (2007-2015), Sandero 1.0 (2007-2015), **FORD:** Courier - 1999 A 2013, Ecosport 2003 - 2012, Escort 2000 - 2002, Fiesta 1999 - 2013, Focus 2003 - 2007, Ka 1999 - 2007, Novo Ka 2009 - 2015, **HYUNDAI:** i30 2.0 (2007→), i30 CW 2.0 (2008-2012), Santa Fé 2.7, Tucson 2.0 L, Coupe 2.0 (2004-2009), Elantra 2.0 (2006-2010), i30 2.0 (2007→), Tiburon 2.0 (2006-2008), **KIA:** Cerato, Sportage 2.0 (2004→), Cee'd 2.0

(2006-2007), Pro Cee'd 2.0 (2008→), Pro Cee'd 2.0 BiFuel LPG (2009-2009).

Valeo Equivalente / Replace

UF - 1.260/4 4 escovas / brushes

Especificações / Features: **12V, 0,9Kw** - Escova / Brush: 5 x 10 x 12,5 mm (L x A x C / W x H x L)



Equivalente / Replace: **VALEO:** 691870, S5001205143, 3617022800, 361702B100, 361702B110

Partida / Starter: 36100 2B110, 36100 2B100, 1195239, 361002B020, 361002B100B, S0001195239, 600718, 1204960, 1250303

Aplicação / Application: **HYUNDAI:** HB20, Accent 1.6, Elantra 1.6, i20 1.4, i30 CW 1.4, i40 CW 1.6, ix20 1.4, ix20 1.6, Veloster 1.4 / 1.6 / 1.6T, **KIA:** Carens 1.6, Cee'd 1.4 CVVT / 1.6 CVVT / 1.6 GDi, Cerato 1.6 / CVVT / 1.6 Gdi / 1.6 T-GDi, Pro Cee'd 1.4 CVVT, Rio 1.4 CVVT, Rio 1.6, Soul 1.6 GDi, Soul 1.6i, Sportage 1.6 GDi, Venga 1.4 16V, Venga 1.6 16V, Rondo

Valeo Equivalente / Replace

UF - 1.262/4 4 escovas / brushes

Especificações / Features: **12V, 0,9Kw** - Escova / Brush: 4,4 x 11,9 x 13,2 mm (L x A x C / W x H x L)



Equivalente / Replace:

Partida / Starter: **VALEO:** TSC10R6, TSC10R7, **VOLKSWAGEN:** 02T911021E, 495104, 495107, 02M911021J

Aplicação / Application: **VOLKSWAGEN:** Fox (2014→), Cross Fox (2014→), Polo 1.6, Saveiro 1.6 G5 / G6, Voyage G5 / G6 1.0 / 1.6, Gol G5 / G6 1.0 / 1.6, Golf (2014→), SpaceFox, Space Cross, Nivus 1.0 (2020→), T-Cross 1.0 (2018→), UP! 1.0 (2014→), **AUDI:** A3, A4

Valeo Equivalente / Replace



UF - 1287/2 2 escovas / brushes

Especificações / Features: 12V, 1,0Kw - Tipo / Type: CL.3 - Escova / Brush: 6 x 12 x 13 mm

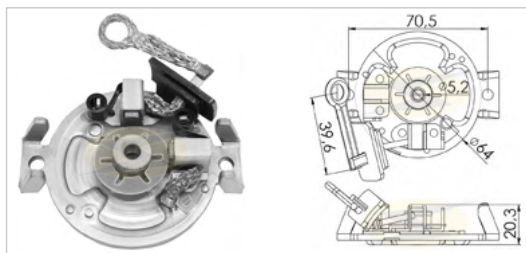
(L x A x C / W x H x L)

Equivalente / Replace: 501703

Partida / Starter: TSC10 10, TSC10B1, 98 077 756 80

Aplicação / Application: **CITROEN:** C3 1.4L / 1.6L (2010->), C4 (2010->), Berlingo 1.4L / 1.6L, **PEUGEOT:** 206 1.4L / 1.6L, 207 1.4L / 1.6L (2010->), 208(2010->), **FORD:** Fiesta (2014->), Ka (2014->), Ecosport (2014->)

Valeo Equivalente / Replace



UF - 1295/2 2 escovas / brushes

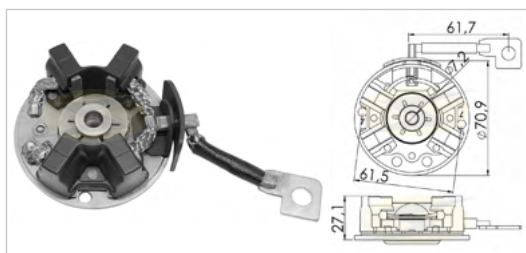
Especificações / Features: 12V, 1,0Kw - Escova / Brush: 6 x 12 x 13 mm (L x A x C / W x H x L)

Equivalente / Replace:

Partida / Starter: **VALEO:** D6GCS210, D6GCS227, **JAC MOTORS:** 1043100GG012

Aplicação / Application: **JAC MOTORS:** J2 1.5, J3 1.4 (2011 ->)

Valeo Equivalente / Replace



UF - 1297/4 4 escovas / brushes

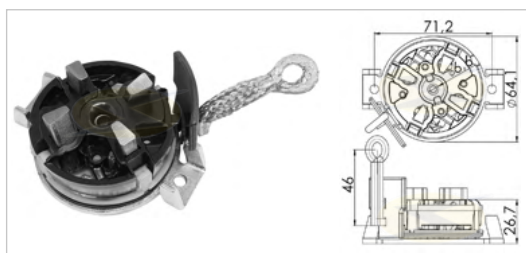
Especificações / Features: 12V, 2,2Kw - Escova / Brush: 4,5 x 20 x 15 mm (L x A x C / W x H x L)

Equivalente / Replace:

Partida / Starter: 1202355, 36100 4A200

Aplicação / Application: **KIA:** Bongo K2500 2.5 TCI, **HYUNDAI:** Grand Starex 2.5 CRDi, H-1 2.5 CRDi, Porter Pickup 2.5 CRDi, HR100

Valeo Equivalente / Replace



UF - 1303/4 4 escovas / brushes

Especificações / Features: 12V, 1,1Kw - Escova / Brush: 3,5 / 6,5T x 10 x 15 mm (L x A x C / W x H x L)

Equivalente / Replace: **VALEO:** 594674

Partida / Starter: D6G2, D6GS11, D6GS11M, D6GS12, D6GS12M, D6GS13, D6GS14, D6GS14M, D6GS19, D6GS36, TS12ER20, TS12ER22M, 438171, 438172, 438173, 438174, 438177, 438219, 438262, 458213, 458214, 458215, 458216, 458225, 458372, 458422, D6GS13M, 02M911023M, 02T911023S, 02T911023T, 02Z911023G, 0AM911023B, 0AM911023T, **BOSCH:** F 042 200 076

Aplicação / Application: **AUDI:** A3 1.6 (2003-2012) / 1.6 Sportback (2004-2013) / 2.0 FSi (2003-2008) / 2.0 FSi Sportback (2004-2008) / 2.0 TFSi (2004-2012) / 2.0 TFSi Quattro (2004-2012) / 2.0 TFSi Quattro Sportback (2004-2013) / 2.0 TFSi Sportback (2004-2013), S3 2.0 Quattro (2006-2012), TT 2.0 TFSi (2006-2010) / 2.0 TTS Quattro (2008-2014), **SEAT:** Altea 1.6 / 2.0, Leon 1.6 / 1.8 / 2.0, Toledo 2.0, Altea 2.0 FSi (2004-2009) / 2.0 TFSi (2006-2009) / XL 2.0 FSi (2006-2009), Leon 2.0 FSi / TFSi (2005-2010), Toledo 1.6 / 2.0 FSi (2004-2009), A1 1.4

16V, Q3, S3, TT, A1 1.2 TFSi, A3 1.6, A3 1.6 FSi, A3 1.6 FSi Sportback, A3 1.6 Sportback, A3 2.0 FSi, A3 2.0 FSi Sportback, **CITROEN:** C3, **VOLKSWAGEN:** Crossfox, Spacefox 1.6 Flex, Fox 1.0 / 1.6, Gol G5 1.0 / 1.6 Flex, Golf 1.6 Flex, Polo 1.6 Flex, Saveiro G5 1.6 Flex, Voyage 1.0 / 1.6 Flex, Eos 2.0 TFSi (2006-2015), Golf Plus 1.4 16V (2005-2006) / 1.6 (2005-2013) / 1.6 FSi (2004-2008) / 2.0 FSi (2005-2008), Golf V 1.6 (2004-2009) / 1.6 FSi (2003-2008) / 1.9 TDi (2003-2008) / 2.0 (2007-2009) / 2.0 FSi (2004-2008) / 2.0 GTi (2004-2009), Jetta 1.6 / 1.6 FSi / 2.0 FSi / 2.0 TFSi (2005-2010), Passat 1.6 FSi (2005-2008) / 2.0 FSi (2005-2010), Polo 1.6 16V (2006-2009), Tiguan 1.4 / 2.0 TSi 4-Motion (2007), Touran 1.6 / 2.0 FSi (2003-2007), Beetle, Eos, Golf 1.4, Jetta 1.6 / 2.0, Passat 1.6 / 2.0, Passat CC, Tiguan 1.4 / 2.0, Touran 1.6 / 2.0, Polo 1.6, Polo 1.2 TSi, Polo 1.4 GTi, Transporter, **SKODA:** Octavia 1.6 (2004-2013) / 1.6 FSi (2004-2008) / 1.9 TDi / 1.9 TDi 4x4 (2004-2010) / 2.0 FSi / 2.0 FSi 4x4 (2004-2008) / 2.0 RS (2005-2013) / 2.0 TDi (2005-2010), Octavia 1.6 / 2.0, Roomster, Superb, Yeti, **CHEVROLET-GM:** Sail

Valeo Equivalente / Replace



UF - 1304/4 4 escovas / brushes

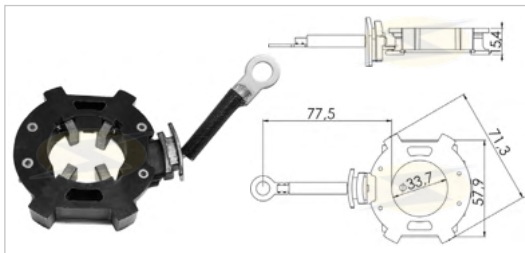
Especificações / Features: 12V, 1,2Kw - Escova / Brush: 5 x 12 x 14 mm (L x A x C / W x H x L)

Equivalente / Replace: **VALEO:** 501706

Partida / Starter: TSL 12 10, 233008710R, 495111

Aplicação / Application: **FORD:** Ka, Ka + / 3 Cilindros, **RENAULT:** Duster 2.0, Sandero 2.0, Oroch, Master 2, **MERCEDES BENZ:** Vito

Valeo Equivalente / Replace



UF - 1.322/4 4 escovas / brushes

Especificações / Features: 12V, 0,9Kw - Escova / Brush: 5 x 10,8 x 12,5 mm (L x A x C / W x H x L)

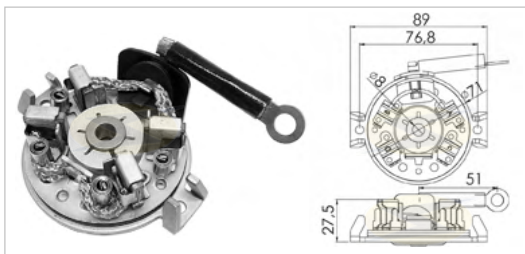


Equivalente / Replace: CARGO: 235390 KRAUF: SHM5390, SHM8390, SHM9390.

Partida / Starter: TM000A27301, TM000A27601, TM000A31001, TM000A37001, 600084, **HYUNDAI:** 3610022805, **MANDO:** TM000A37201

Aplicação / Application: **HYUNDAI:** Accent, Atos, Avante, XD, Click, Coupe, Elantra, Getz, Lantra, Lavita, Matrix, Santro, Sonata, Verna, i10, **KIA:** Carstar, Cerato, Joice, Morning, Picanto, Rio, Visto

Valeo Equivalente / Replace



UF - 1.326/4 4 escovas / brushes

Especificações / Features: 12V, - Escova / Brush: 4,5 x 18,5 x 13 mm (L x A x C / W x H x L)

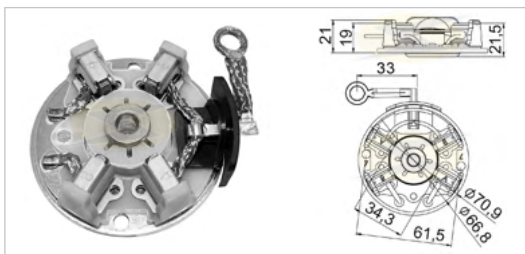


Equivalente / Replace:

Partida / Starter: GM: 24585283 VALEO: 1206997

Aplicação / Application: CHEVROLET-GM: S10 Diesel 2.8 (2015->), TrailBlazer Diesel 2.8 (2015->)

Valeo Equivalente / Replace



UF - 1.348/4 4 escovas / brushes

Especificações / Features: 12V, - Escova / Brush: 5 x 12 x 11,6 mm (L x A x C / W x H x L)

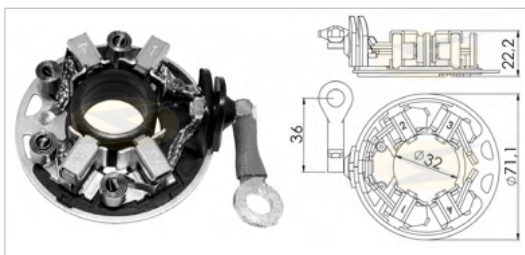


Equivalente / Replace: VALEO: 501700

Partida / Starter: VALEO: FS14B2

Aplicação / Application: FORD: Ecosport 2.0 16V (2012-2017), Focus (2003-2010), Fiesta: (2013->)

Valeo Equivalente / Replace



UF - 1.350/4 4 escovas / brushes

Especificações / Features: 12V, - Escova / Brush: 5,3 x 17 x 15 mm (L x A x C / W x H x L)

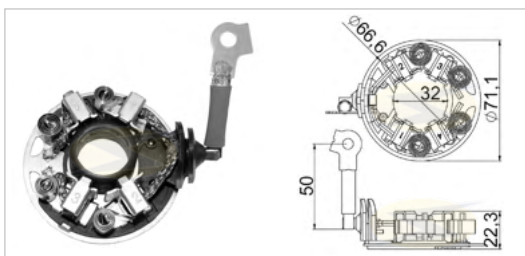


Equivalente / Replace:

Partida / Starter: FORD: JL3T-11000-CB, JL3Z-11002-B, JL3Z-11002-D, JL3Z-11002-E, MOTORCRAFT: SA-1085

Aplicação / Application: FORD: F-150 V6 3.3L 3343CC 204CID (2018-2019), King Ranch, Lariat, Limited, Platinum, Police Responder, Raptor, SSV, XL, XLT 3.3L V6 Flex / 3.5L V6 Gas

Valeo Equivalente / Replace



UF - 1.356/4 4 escovas / brushes

Especificações / Features: 12V, - Escova / Brush: 5,3 x 17 x 15 mm (L x A x C / W x H x L)



Equivalente / Replace:


Partida / Starter: VALEO: 1216880, KIA: 36100 -2J300

Aplicação / Application: HYUNDAI: IX35, Sonata, KIA: Soul

Valeo Equivalente / Replace

UF - 1.358/8 8 escovas / brushes

Especificações / Features: 12V, - Escova / Brush: 7 x 11 x 13,8 mm (L x A x C / W x H x L)



Equivalente / Replace:

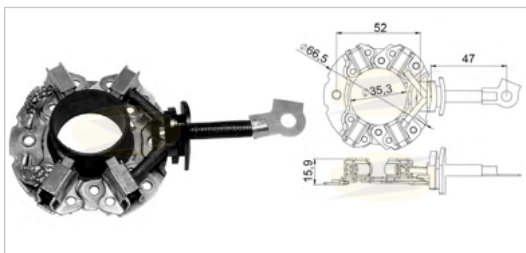
Partida / Starter: **VALEO:** ESW20E18, ESW20E26, ESW20ER121, ESW20ER123, ESW20ER25, ESW20E3, **VOLVO:** 30659576

Aplicação / Application: **FORD:** B-Max 1.5 TDCi (2015-2016), Fiesta 1.6 TDCi (2012->), Tourneo Courier 1.6 TDCi (2014->), Transit Courier 1.6 TDCi (2014->), **NISSAN:** Qashqai 1.6 dCi (2011->), Qashqai 1.6 dCi 4x4 (2015->), **OPEL:** Vivaro B 1.6 CDTi (2014->), **RENAULT:** Fluence 1.6 dCi L30 (2014->), Grand Scenic 1.6 dCi (2011->), Kadjar 1.6 dCi (2015->), Megane 1.6 dCi (2011->), Scenic 1.6 dCi (2011->), Talisman 1.6 dCi (2015->), Talisman Grandtour 1.6 dCi (2016->), Trafic 1.6 dCi (2014->), **VAUXHALL:** Vivaro B 1.6 CDTi (2014->), **AUDI:** A1 2.0 TDi (2012->), A3 2.0 TDi (2009->), Q3 2.0 TDi (2011->), TT 2.0 TDi (2014->), A1 1.4 TDi (2014->), A1 1.6 TDi (2010-2015), A3 1.6 TDi (2009->), **SEAT:** Alhambra 2.0 TDi (2010->), Altea XL 2.0 TDi 4x4 (2010->), Ateca 1.6 TDi (2016->), Ateca 2.0 TDi (2016->), Ateca 2.0 TDi 4Drive (2016->), Ibiza 2.0 TDi (2010->), Leon 2.0 Cupra (2015->), Leon 2.0 TDi (2013->), Altea 1.6 TDi (2010->), Altea XL 1.6 TDi (2009->), Ibiza 1.2 TDi (2010->), Ibiza 1.6 TDi (2009->), Leon 1.6 TDi (2010-2013), Toledo 1.6 TDi (2012->), **SKODA:** Karoq 2.0 TDi 4x4 (2017->), Kodiaq 2.0 TDi (2017->), Octavia 2.0 TDi (2012->), Superb 2.0 TDi (2010-2015), Yeti 2.0 TDi (2009->), Fabia 1.4 TDi (2014->), Fabia 1.6 TDi (2010->), Octavia 1.6 TDi (2013->), Rapid 1.4 TDi (2015->), Rapid 1.6 TDi (2012->), Roomster 1.6 TDi (2010->), Superb 1.6 TDi (2010-2015), Yeti 1.6 TDi (2010->), **VW:** Arteon 2.0 TDi (2017->), Caddy 2.0 TDi (2010->), CC 2.0 TDi (2015->), Crafter 2.0 TDi (2016->), Golf Alltrack 1.6/2.0 TDi 4-Motion (2014->), Golf VI 2.0 TDi (2008->), Golf VII 2.0 GTD (2013->), Golf VII 2.0 TDi (2013->), Passat 2.0 TDi (2008-2010), Scirocco 2.0 TDi (2010->), Sharan 2.0 TDi (2010->), Tiguan 1.6 TDi (2016->), Tiguan 2.0 TDi (2007-2011), Tiguan Allspace 2.0 TDi (2017->), Touran 2.0 TDi (2010-2015), Transporter 2.0 TDi (2009->), Caddy 1.6 TDi (2010->), Caravelle 2.0 TDi (2015->), Golf Plus 1.6 TDi (2009->), Golf Sportsvan 1.6 TDi (2014->), Golf VI 1.6 TDi (2009->), Golf VII 1.6 TDi (2013->), Golf VII 1.6 TDi 4-Motion (2013->), Jetta 1.6 TDi (2011->), Jetta 2.0 TDi (2014->), Multivan 2.0 TDi (2009->), Multivan 2.0 TDi 4-Motion (2009->), New Beetle 1.6 TDi (2011->), New Beetle 2.0 TDi (2014->), Passat 1.6 TDi (2009-2014), Polo 1.2 TDi Blue Motion (2010->), Polo 1.4 TDi (2014->), Polo 1.6 TDi (2009->), Touran 1.6 TDi (2010->), Transporter 2.0 TDi (2015->), **MAN:** TGE 2.100 / 2.140 / 2.180 / 3.100 / 3.140 / 3.180, **VOLVO:** S60 2.0 D2/D3/D5/T3/T4 (2015->), S60 2.0 D4 (2013-2015), S60 2.0 T5/T6 (2013->), S60 2.0 T6 (2013->), S80 2.0 D4/T5 (2013->), S80 2.0 Drive-E (2014->), S90 2.0 D3/D4 AWD (2016->), V40 2.0 D2/D3/T2/T3 (2015->), V40 2.0 D4 (2014->), V40 2.0 T4 AWD/T5 (2014->), V60 2.0 D2/D3/D5/T3/T4 (2015->), V60 2.0 D4 (2013-2015), V60 2.0 T5/T6 (2013->), V70 2.0 D2/T4 (2015->), V70 2.0 D4/T5 (2013->), V90 2.0 D3/D4/D5 AWD (2016->), XC40 2.0 D4 AWD (2017->), XC60 2.0 D3 (2015-2017), XC60 2.0 D4 (2013-2017), XC60 2.0 T5/T6 (2013->), XC70 2.0 D4/T5 (2013->), XC90 2.0 D4 (2015->), XC90 2.0 D5 AWD (2014->)

Valeo Equivalente / Replace

UF - 1.364/4 4 escovas / brushes

Especificações / Features: 12V, - Escova / Brush: 5 x 10,6 x 12,5 mm (L x A x C / W x H x L)



Equivalente / Replace:

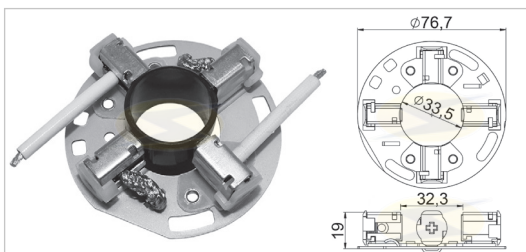
Partida / Starter: **VALEO:** 1201952, 36100-03101

Aplicação / Application: **HYUNDAI:** HB20 1.0 / 1.3 (2016-2018), **KIA:** Picanto 1.0 (2011-2018)

Valeo Equivalente / Replace

UF - 1.367/4 4 escovas / brushes

Especificações / Features: 12V, - Escova / Brush: 7 x 14 x 14 mm (L x A x C / W x H x L)



Equivalente / Replace:

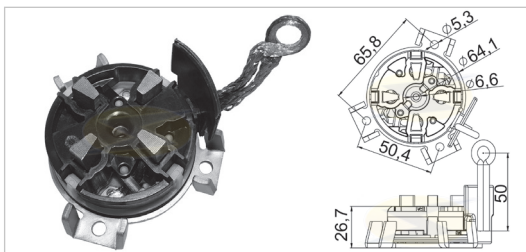
Partida / Starter: **VALEO:** D7G26, TS18E13, TS22E26, 201095, 438189, 458237, 726890

Aplicação / Application: **CITROEN:** C-Elysee, Berlingo, C1 1.4 HDi (2005->), C2, C3, C4, C5, Dispatch, DS3, DS4, DS5, Jumpy, Nemo, Xsara Picasso, **PEUGEOT:** Expert, 1007, 107, 2008, 206, 207, 208, 270 CC, 3008, 301, 307, 308, 407, 5008, 508, Bipper, Partner, **MINI:** Cooper 1.6 D (2007->), Cooper 1.6 D Clubman (2007->), One 1.6 D (2009->), Cooper 1.6 D (2007->), **TOYOTA:** Aygo 1.4 HDi (2005-2010).

Valeo Equivalente / Replace

UF - 1.368/4 4 escovas / brushes

Especificações / Features: 12V, - Escova / Brush: 3,5 / 6,5T x 10 x 15 mm (L x A x C / W x H x L)



Equivalente / Replace:

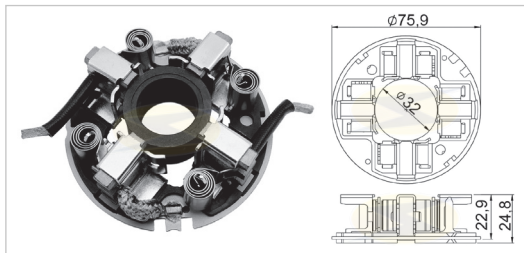
Partida / Starter: **VALEO:** TS14E42, 458405, **AUDI:** 079-911-022, 079-911-022X

Aplicação / Application: **AUDI:** A4 2.0 L4 (2016), A4 Quattro 2.0 L4 (2016), A4 3.0 S4 Quattro (2008->), A4 3.2 FSi (2008->), A4 3.2 FSi Quattro (2007->), A4 RS4 4.2 Quattro (2012->), A5 3.0 Quattro (2010->), A5 3.2 FSi (2007->), A5 3.2 FSi Quattro (2007->), A5 4.2 Quattro (2013->), A6 2.8 FSi Quattro (2011->), A6 3.0 TFSi Quattro (2010->), A6 4.0 Quattro (2012->), A6 4.0 RS6 Quattro (2015->), A6 4.0 S6 Quattro (2012->), A6 Allroad 3.0 TFSi Quattro (2012->), A7 2.8 FSi (2011->), A7 2.8 FSi Quattro (2010->), A7 3.0 TFSi Quattro (2010->), A7 4.0 Quattro (2013->), A7 4.0 RS7 Quattro S (2015->), A7 4.0 S7 Quattro (2012->), A8 3.0 TFSi Quattro (2010->), A8 4.0 Quattro (2015->), A8 4.0 S8 Quattro (2012->), A8 4.0 TFSi Quattro (2012->), A8 4.2 FSi Quattro (2009->), Q5 3.2 V6 (2011-2012), Q5 3.0 V6 (2013-2017), Q7 3.0 TFSi (2010->), SQ5 3.2 V6 (2014-2017), S4 3.0 V6 (2013-2016), S5 3.0 V6 (2010-2016), S5 4.2 Quattro (2007->), **BENTLEY:** Continental 4.0 AWD (2013->), Continental Cabriolet 4.0 AWD (2012->), Continental Coupe 4.0 AWD (2011->), **PORSCHE:** Cayenne 3.0 D (2010->), **VW:** Toureg.

Valeo Equivalente / Replace

UF - 1.369/4 4 escovas / brushes

Especificações / Features: **12V**, - Escova / Brush: 7 x 19,8 x 16 mm (L x A x C / W x H x L)



Equivalente / Replace:

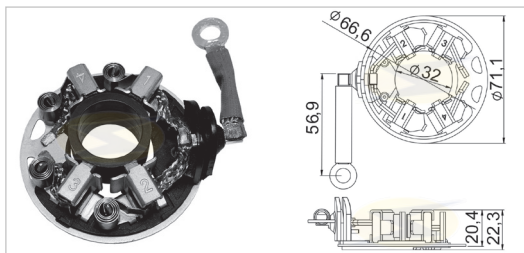
Partida / Starter: **VALEO**: RSW22R-15, RSW22A12

Aplicação / Application: **VOLKSWAGEN**: Amarok 3.0 V6 (2018->), **BMW**: 320 2.0 i (2018-2022)

Valeo Equivalente / Replace

UF - 1.379/4 4 escovas / brushes

Especificações / Features: **12V**, - Escova / Brush: 5,3 x 17 x 15 mm (L x A x C / W x H x L)



Equivalente / Replace:

Partida / Starter: **VALEO**: 438318, 438329, 458744, 458768, RSM14-10, TS1857, **VOLVO**: 31407197, 31419543, 36003124, 36010074.

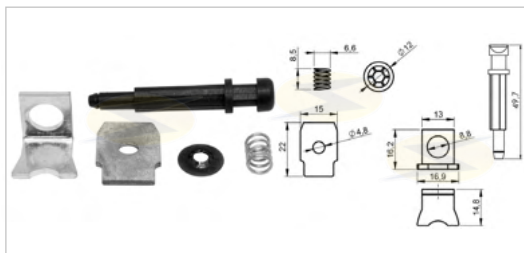
Aplicação / Application: **VOLVO**: S60 2.0 T5 (2013-2018), S60 1.5 T2 (2015-2018), S60 2.0 Polestar AWD (2015-2018), S60 2.0 T3 (2015-2018), S60 2.0 T4 (2019->), S60 2.0 T6 (2013-2018), S60 2.0 T6 AWD (2015-2018), S90 2.0 2.0 (2016-2017), S90 2.0 T6 AWD (2016-2017), V40 1.5 T2 (2015-2019), V40 2.0 T2 (2015-2019), V40 2.0 T4 AWD (2014-2019), V40 2.5 T5 AWD (2012-2016), V60 1.5 T2 (2015-2017), V60 2.0 Polestar AWD (2015-2018), V60 2.0 T5 (2013-2018), V60 2.0 T5 AWD (2016-2018), V60 2.0 T5 Polestar AWD (2019->), V60 2.0 T6 (2013-2018), V60 2.0 T6 AWD (2018->), V70 2.0 T4 (2015-2016), V90 2.0 B6 Mild-Hybrid AWD (2020->), V90 2.0 T5 (2016->), V90 2.0 T5 AWD (2016-2018), V90 2.0 T6 AWD (2016-2017), V90 2.0 T6 Polestar AWD (2017->), V90 2.0 T8 Plug-in-Hybrid AWD (2016-2018), XC40 2.0 T4 (2017-2021), XC60 2.0 T4 (2013-2018), XC60 2.0 T5 AWD (2017-2018), XC60 2.0 T6 (2013-2017), XC90 2.0 T5 AWD (2014-2018), XC90 2.0 T8 Hybrid AWD (2015-2018).

Reparos | Para Porta Escovas
Repair for brush holders

Mitsuba Equivalente / Replace

UF - 5.216

Especificações / Features: **12V**



Equivalente / Replace:

Partida / Starter: SM61202, SM61206, SM61207, SM71001, SM71003, SM71004, SM612022W, 31200RAAA61, SM612 05, SM612 09, SM612 10, SM612 063M, SM7102, **HONDA**: 31200 RAA A51, 31200 RAA ARM, 31200 RAA ARAA43, 31200 RAA ARAA51, 31200PPA505, 1200PPAA01, 1200PPAA02, 1200PPAA03, 1200PPAA51, **LESTER**: 17816, 17844, 17870, 17959


Aplicação / Application: **ACURA**: TSX 2.4L, **HONDA**: Accord VII 2.0 / 2.0 4x4 / 2.4i, Civic VII 2.0 Type-R, Civic VIII 1.3 / 1.8, CR-V II 2.4i, CR-Z 1.3, Insight 1.0 / 1.3, Accord 2.4i, Civic Si / Ex / Lx (2007->2013) Cr-V 2.4i, Element 2.4i Ex / Lx

Aplicação / Application: **UF-1.216/4**

Mitsuba Equivalente / Replace

UF - 5.313

Especificações / Features: **12V**



Equivalente / Replace:

Partida / Starter: SM74018, SM74012


Aplicação / Application: **HONDA**: New Fit (2015 ->), New City (2015 ->), New Civic (2012 ->), CRV (2012 ->).

Aplicação / Application: **UF-1.313/4**

Bosch Equivalente / Replace

UF - 2.201/2 2 escovas / brushes

Especificações / Features: **12V** - Tipo / Type: **K1 - 55A** - Escova / Brush: 5 x 10 x 17 mm



(L x A x C / W x H x L)

Equivalente / Replace: **BOSCH**: 1 124 336 050, 1 124 336 032

Alternador / Alternator: 9 120 080 012, 9 120 080 182, 9 120 080 183, 9 120 080 020, 9 120 080 022, 9 120 080 031, 9 120 080 054, 9 120 080 066, 9 120 080 083, 9 120 080 084, 9 120 080 091, 9 120 080 101, 9 120 080 102, 9 120 080 111, 9 120 080 123

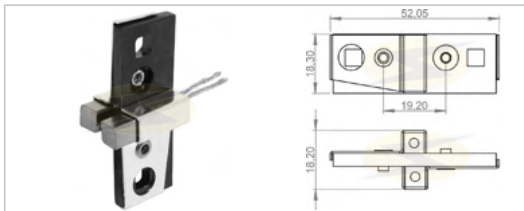
Aplicação / Application: **AGCO:** Novos Tratores, **AGRALE-DEUTZ:** 1600 D, 4200 / 4230 / 4300, M 80 / 85 / 90, Tx 1600, 8001 - 8501 Tdx, **AGRALE:** 1100 TX, 8000, 8500 TDX, **KOMATSU:** D 50 A, D 30 E **MASSEY FERGUSON:** Trator MF235 / MF265 / MF265/4 / MF275 / MF275/4 / MF283 / MF290 / MF290/4 / MF292 / MF292/4 / MF295/4 / MF296 / MF296/4 / MF1630, Séries Mf 1000 / 3000 / 4000 / 5000 / 6000, **MAXION:** Maxion Ideal

1175 / 9070 / 9075 / 9090 / 750 / 9150 / 9170, Série D C/ Motor / W/ Engine D 229-6, **SLC:** 6000 - 6200 / 6200 Turbo / 7000 - 7200 / 7700 / Turbo, **MERCEDES BENZ:** 608 LD, 610 L, 1013 L, 1111 L, 1113 L / LA / LPO, 1116 L, 1117 L / LA, 1313 LA, 1314 L, 1316 L / LA, 1317 L, 1319 L, 1418 L, 1419 L, 1513 L, 1513 LA, 1516 L, 1519 L, 2013 L / LA, 2016 L, 2019 L, 2213 L / LA, 2215 LK, 2216 L, 2219 L, O355, O362, O364, O365, OH355, OH1313, OH1316, OH1419, OH1517, Séries - 6t L, 8t L, 10t L, 11t L, 12t L, 13t L, 14t L, 14t Lp, 15 T L, 16 T L, 17 T L, 18 T L, 20 T L, 22 T L, 23 T L, Séries - 24 T, O, Of, Oh, **CASE:** 2000 - 2470, 4000 - 4490, W 36, W18, W 20 B, **CBT:** 1065 / 1105 / 2080 / 2105 / 8060 4x4 / 8240 / 8260 4x4, **MÜLLER:** Vibro Rt 62, **MWM-DIESEL:** Série D C/ Motor / W/ Engine D 229-3 / 229-4 / 229-6 / Td 229-6, **TOYOTA:** Bandeirante 4x4, **ALFA ROMEO:** 2300 Ti, **VOLKSWAGEN:** Variant 1600, Variant II 1600

Bosch Equivalente / Replace

UF - 2.202/2 2 escovas / brushes

Especificações / Features: **12V** - Escova / Brush: 6,3 x 6,3 x 12,7 mm (L x A x C / W x H x L)



Equivalente / Replace: 419001

Alternador / Alternator:

Aplicação / Application: **FORD:** Corcel, F1000, F4000, Maverick, **CATERPILLAR:** Tratores, **CLARK:** Tratores, **DODGE:** Polara, **MASSEY-FERGUSON:** Tratores, **MERCEDES-BENZ:** Caminhões, **VALMET:** Tratores

Bosch Equivalente / Replace

UF - 2.204/2 2 escovas / brushes

Especificações / Features: **24V** - Escova / Brush: 5 x 10 x 17 mm (L x A x C / W x H x L)



Equivalente / Replace: **BOSCH:** 1 124 336 057

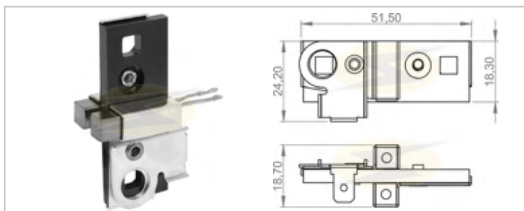
Alternador / Alternator: 9 120 080 039, 9 120 080 055, 9 120 080 058, 9 120 080 062, 9 120 080 064, 9 120 080 067, 9 120 080 069, 9 120 080 073, 9 120 080 074, 9 120 080 075, 9 120 080 086, 9 120 080 088, 9 120 080 103, 9 120 080 104, 9 120 080 105, 9 120 080 106, 9 120 080 109, 9 120 080 119, 9 120 080 124

Aplicação / Application: **SCANIA, VOLVO, FIAT:** 70, 80, 130, 140, 180, 190, 210, **FIAT ALLIS:** Trator de esteiras AD7B, **MERCEDES BENZ:** 1924 LSA, 1932 LS, O370, **MWM:** MOTORES

Bosch Equivalente / Replace

UF - 2.206/2 2 escovas / brushes

Especificações / Features: **12V** - Escova / Brush: 6,3 x 6,3 x 12,7 mm (L x A x C / W x H x L)



Equivalente / Replace: **BOSCH:** 419008


Alternador / Alternator:

Aplicação / Application: **FORD:** Caminhões / Trucks, **VOLKSWAGEN:** Caminhões / Trucks

Bosch Equivalente / Replace

UF - 2.212/2 2 escovas / brushes

Especificações / Features: **12V** - Escova / Brush: 5 x 8 x 15 mm (L x A x C / W x H x L)



Utilizado com / Used with: **GAUSS GA-003**

Equivalente / Replace: **BOSCH:** 9 121 080 281


Alternador / Alternator: 9 120 080 041, 9 120 080 061, 9 120 080 072, 9 120 080 090, 9 120 080 122, F 000 LDO 108

Aplicação / Application: **GURGEL:** Tocantins L TR, **VOLKSWAGEN:** Brasília 1.3 / 1.6, Fusca 1.6 / 1300 / 1500 / 1600, Gol 1.3 / 1.6 (refrigerado a ar. / Air Cooled), Kombi 1.3 / 1.5 / 1.6 / 1.6 Mi / 1.6i, Saveiro 1.3 / 1.6 (refrigerado a ar. / Air Cooled), Transporter 1600

Delco Equivalente / Replace

UF - 2.203/2 2 escovas / brushes

Especificações / Features: 12V - Escova / Brush: 5 x 8 x 13,2 mm (L x A x C / W x H x L)



Equivalente / Replace: DELCO: 3472316, 3472319

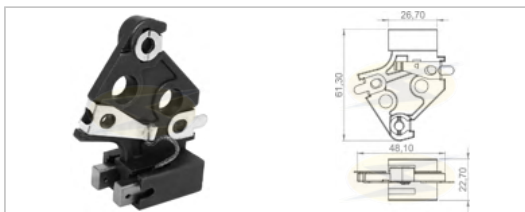
Alternador / Alternator: 3472002, 3472014, 3472018, 3472020, 3472021, 3472022, 3472023, 3472024, 3472026, 3472027, 3472028, 3472032, 3472033, 3472037, 3472038, 3472042, 3472048, 3472049, 3472050, 3472051, 3472052, 3472053, 3472057, 3472058, 3472059, 3472060, 3472061, 3472062, 3472063, 3472064, 3472065, 3472066, 3472067, 3472068, 3472069, 3472070, 3472072, 3472073, 3472074, 3472075, 3472082, 3472091, 3472104, 3472105, 3472106, 3472119, 3472120, 3472121, 3472128, 3472130, 3472134, 3472135, 3472136, 3472137, 3472139, 3472142, 3472143, 3472144, 3472208, 3493604, 3493606, 3493619, 3493621, 3493635, 3493639, 3493641, 3493644, 3493704, 3493706

Aplicação / Application: CHEVROLET - GM: C10, D10, Chevette (1973→), Opala (1973→), FORD: Máquinas diversas, MASSEY FERGUSON: Máquinas diversas

Delco Equivalente / Replace

UF - 2.205/2 2 escovas / brushes

Especificações / Features: 12V - Escova / Brush: 5 x 8 x 18 mm (L x A x C / W x H x L)



Equivalente / Replace: DELCO: 1876876, D 776, 1984462

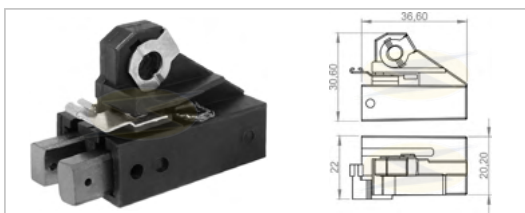
Alternador / Alternator: 10SI, 12SI, 27SI, TYPE 100 IR, TYPE 100 EF

Aplicação / Application: CHEVROLET - GM: Monza, Opala, Caravan

Delco Equivalente / Replace

UF - 2.211/2 2 escovas / brushes

Especificações / Features: 12V - Escova / Brush: 5 x 8 x 22 mm (L x A x C / W x H x L)



Equivalente / Replace: DELCO: 10472881, 10473364, 10490180, 131915, 1986951, 1989651

Alternador / Alternator: 1101218, 1101196, 1101199, 1101551, 10480125, CS121, CS130, 1101091, 1101109, 1101110, 1101111, 1101123, 1101124, 1101126, 1101127, 1101135, 1101136, 1101137, 1101138, 1101139, 1101140, 1101141, 1101142, 1101143, 1101149, 1101151, 1101158, 1101162, 1101167, 1101170, 1101176, 1101184, 1101229, 1101231, 1101253, 1101254, 1101255, 1101259, 1101264, 1101277, 1101278, 1101291, 1101344, 1101346, 1101435, 1101461, 1101465, 1101466, 1101467, 1101483, 1101577, 1101582, 1101583, 1101593, 1101595, 1101596, 1101599, 1101600, 1101601, 1101603, 1101606, 1101612, 1101618, 1101632, 1101633, 1101634, 1101635, 1101636, 1101637, 1101642, 1101645, 1101646, 1101647, 1101649, 1101650, 1101807, 1101810, 1101814, 1101815, 1101822,

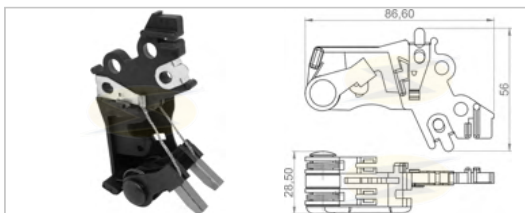
1101832, 1101846, 1102600, 1102601, 1102602, 1102603, 1102604, 1102607, 1102615, 1102629, 1102630, 1102631, 1105612, 1105661, 1105662, 1105663, 1105664, 1105665, 1105671, 1105672, 1105678, 1105694, 1105698, 1105701, 1105710, 1105711, 1105715, 1105718, 1105720, 1105722, 10463001, 10463002, 10463007, 10463011, 10463012, 10463013, 10463014, 10463015, 10463016, 10463017, 10463043, 10463044, 10463045, 10463097, 10463104, 10463148, 10463149, 10463172, 10463176, 10463187, 10463197, 10479806, 10479807, 10479814, 10479815, 10479816, 10479895, 10479897, 10479901, 10479902, 10479903, 10479905, 10479906, 10479909, 10479910, 10479911, 10479912, 10479913, 10479920, 10479954, 10479962, 10479963, 10479976, 10479990, 10479998, 10479999, 10480000, 10480027, 10480028, 10480035, 10480036, 10480037, 10480040, 10480068, 10480073, 10480082, 10480085, 10480087, 10480105, 10480115, 10480134, 10480137, 10490000

Aplicação / Application: OPEL, VAUXHALL, CHEVROLET - GM: Camaro 2.8 V6 / 3.1 V6 / 5.0 V8 / 5.7 V8, Caprice 4.3 V6, Corvette 5.7, Impala 5.7, Kadett, Lumina 3.4 V6, Opala, DAEWOO: Cielo 1.5, Espero 1.8 / 2.0, Nexia 1.5, FORD: Bronco 5.8, PONTIAC: Grand Prix 2.8i V6 / 3.1i V6, Tempest 2.0 / 2.2

Delco Equivalente / Replace

UF - 2.213/2 2 escovas / brushes

Especificações / Features: 12V / 24V - Escova / Brush: 5 x 6 x 22 mm (L x A x C / W x H x L)



Equivalente / Replace: DELCO: 1979724, 10467934

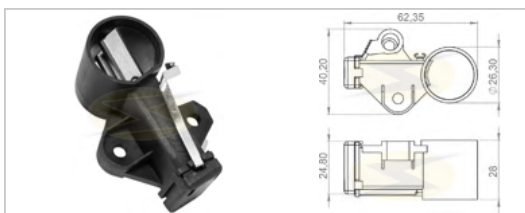
Alternador / Alternator: 19010205, 15SI, TYPE 116, 21SI, Series IR, Series EF, 1117965, 19010105, 19010111, 19010112, 19010182, 19010196, 19010200

Aplicação / Application: MERCEDES-BENZ

Delco Equivalente / Replace

UF - 2.214/2 2 escovas / brushes

Especificações / Features: 12V - Escova / Brush: 4,5 x 8 x 22 mm (L x A x C / W x H x L)



Equivalente / Replace: DELCO: 10475011, 1205020, 1612017, 10452883

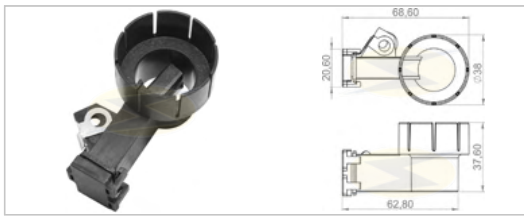
Alternador / Alternator: 3493814, 3493823, 3493847, 3493848, 3493855, 3493914, 3493955, 10479384, 10479923, 10479955, 10480225, 10480226, 10480273, DELCO COREANO: 100A, CS130D, 3493947, 10479914, 1047923, 1047947, 1047955

Aplicação / Application: DAEWOO, OPEL, SAAB, VAUXHALL, CHEVROLET - GM: Astra, Corsa, Kadett, Monza, Omega, S10, Vectra

Delco Equivalente / Replace

UF - 2.215/2 2 escovas / brushes

Especificações / Features: 12V - Escova / Brush: 4,5 x 8 x 22 mm (L x A x C / W x H x L)



Equivalente / Replace: DELCO: 10475746


Alternador / Alternator: 10463651, 10479991, 10480017, 10480071, 10480072, 10480119, 10480167, 10480168, 10480190, 10480198, 10480214, 10480215, 10480237, 10480353, 10480485, 94860301502, DELCO: CS 130D SÉRIE IR, DELCO: CS 130D SÉRIE IF, 10479214, 10479215, DELPHI: 134208

Aplicação / Application: BUICK, OLDSMOBILE, DAEWOO, CHEVROLET - GM: Blazer 4.3 V6, Lumina 3.1 V6, Monte Carlo 3.1 V6, S10 4.3 V6, CADILLAC: Escalade 5.7, PONTIAC: Grand Prix 3.1 V6, PORSCHE: Cayenne 4.5 Turbo

Delco Equivalente / Replace

UF - 2.219/2 2 escovas / brushes

Especificações / Features: 12V, 140A - Escova / Brush: 5 x 8 x 22 mm (L x A x C / W x H x L)



Equivalente / Replace: DELCO: 1989702


Alternador / Alternator: 10480124, 10479809, 10479817, D775, CS144 - IR Series, CS144 - IF Series, 1101182, 1101250, 1101296, 1101329, 1101349, 1101454, 1101518, 1101578, 1101604, 1105615, 1105616, 1105657, 10479855, 10479891, 10479895, 10479907, 10480008, 10480022, 10480121, 10480131

Aplicação / Application: CHEVROLET - GM: Omega 4.1 Mpi L6, Silverado 4.1 Mpi L6

Delco Equivalente / Replace

UF - 2.220/2 2 escovas / brushes

Especificações / Features: 12V, Escova com guia de molas / Brush with guide to spring



Escova / Brush: 5 x 8 x 18 mm (L x A x C / W x H x L)

Equivalente / Replace: DELCO: 1876873, D766, 1852002

Alternador / Alternator: 27 SI, TYPE 200 SERIES IR, TYPE 200 SERIES EF, 1100075, 1100076, 1100077, 1100082, 1100083, 1100088, 1100091, 1100092, 1100153, 1100154, 1100155, 1100156, 1100158, 1100159, 1100162, 1100163, 1100164, 1100165, 1100166, 1100167, 1100168, 1100174, 1100175, 1100176, 1100179, 1100181, 1100182, 1100189, 1100196, 1100198, 1100199, 1100200, 1100201, 1100202, 1100203, 1100204, 1100206, 1100207, 1100208, 1100209, 1100211, 1100214, 1100217, 1100218, 1100221, 1100222, 1100225, 1100226, 1100227, 1100228, 1100229, 1100230, 1100231, 1100232, 1100233, 1100234, 1100235, 1100236, 1100237, 1100238, 1100239, 1100240, 1100241, 1100242, 1100243, 1100246, 1100247, 1100249, 1100250, 1100251, 1100252, 1100253, 1100254, 1100255, 1100256, 1100257, 1100258, 1100259, 1100260, 1100261, 1100263, 1100264, 1100265, 1100268, 1100269, 1100270, 1100272, 1100273,

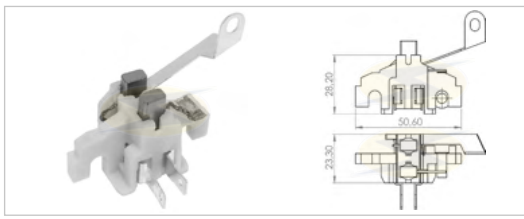
1100274, 1100275, 1100276, 1100280, 1100281, 1100287, 1100288, 1100289, 1100290, 1100291, 1100297, 1100298, 1100299, 1100300, 1100486, 1100487, 1100490, 1100491, 1100492, 1100493, 1100494, 1100497, 1100499, 1100542, 1100543, 1100544, 1100545, 1100546, 1100547, 1100548, 1100549, 1100550, 1100552, 1100554, 1100559, 1100560, 1100573, 1100574, 1100575, 1100576, 1100577, 1100578, 1100579, 1100580, 1100581, 1100582, 1100583, 1100584, 1100585, 1100587, 1100588, 1100589, 1100592, 1100593, 1100597, 1100936, 1101090, 1101091, 1101109, 1101134, 1101155, 1101157, 1101159, 1101178, 1101228, 1101240, 1101241, 1101243, 1101244, 1101245, 1101268, 1101279, 1101282, 1101285, 1101287, 1101298, 1101299, 1101300, 1101301, 1101303, 1101304, 1101305, 1101307, 1101308, 1101324, 1101345, 1101484, 1102359, 1102361, 1102362, 1102363, 1102367, 1102368, 1102369, 1102370, 1102375, 1102379, 1102460, 1102461, 1102465, 1102466, 1102467, 1102468, 1102471, 1102472, 1102474, 1102475, 1102476, 1102477, 1102478, 1102479, 1102480, 1102481, 1102482, 1102483, 1102484, 1102485, 1102486, 1102488, 1102491, 1102493, 1102494, 1102495, 1102496, 1102497, 1102498, 1102499, 1102500, 1102548, 1102549, 1102550, 1102847, 1102866, 1102867, 1102876, 1102896, 1102898, 1102907, 1102914, 1103147, 1103148, 1103149, 1103151, 1103152, 1103153, 1103154, 1103155, 1103156, 1103157, 1103158, 1103161, 1103162, 1103169, 1103170, 1103182, 1103186, 1103187, 1103190, 1103195, 1103197, 1103197, 1105022, 1105023, 1105025, 1105029, 1105034, 1105036, 1105041, 1105043, 1105044, 1105045, 1105047, 1105048, 1105049, 1105050, 1105058, 1105059, 1105060, 1105063, 1105067, 1105076, 1105183, 1105185, 1105193, 1105195, 1105244, 1105245, 1105348, 1105351, 1105354, 1105355, 1105425, 1105426, 1105439, 1105440, 1105441, 1105443, 1105444, 1105446, 1105447, 1105449, 1105461, 1105466, 1105470, 1105471, 1105472, 1105474, 1105475, 1105476, 1105478, 1105492, 1105493, 1105495, 1105496, 1105503, 1105506, 1105507, 1105508, 1105511, 1105516, 1105521, 1105522, 1105523, 1105541, 1105542, 1105543, 1105544, 1105545, 1105555, 1105556, 1105561, 1105564, 1105565, 1105566, 1105567, 1105572, 1105575, 1105576, 1105577, 1105580, 1105581, 1105582, 1105588, 1105590, 1105591, 1105592, 1105594, 1105597, 1105599, 1105600, 1105602, 1105603, 1105604, 1105606, 1105607, 1105608, 1105610, 1105611, 1105620, 1105621, 1105623, 1105624, 1105627, 1105628, 1105629, 1105633, 1105635, 1105647, 1105648, 1105649, 1105650, 1105651, 1105652, 1105653, 1105654, 1105691, 1105692, 1105703, 1105704, 1105705, 1105706, 1105707, 1105708

Aplicação / Application: CHEVROLET-GM: Blazer, Camaro, Caprice, El Camino, Impala, Monte Carlo, Monza

Delco Equivalente / Replace

UF - 2.227/2 2 escovas / brushes

Especificações / Features: 12V - Escova / Brush: 5 x 11 x 12 mm (L x A x C / W x H x L)



Equivalente / Replace: DELCO: 1964682

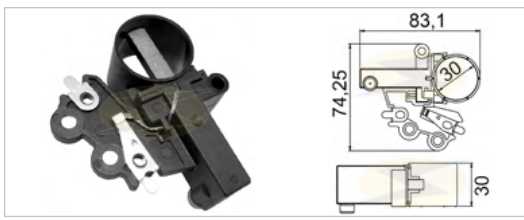
Alternador / Alternator: 1100558, 1100568, 1100567, 1100569, 1100570, 1100571, 1100572, 1100590, 1100591, 1100600, 1100605, 1100615

Aplicação / Application: CHEVROLET - GM: Opala, C10, C14, D20

Delco Equivalente / Replace

UF - 2.229/2 2 escovas / brushes

Especificações / Features: 12V / 24V - Escova / Brush: 8 x 5 x 48 mm (L x A x C / W x H x L)



Equivalente / Replace: DELCO: 10492749, 10518636, 10525138

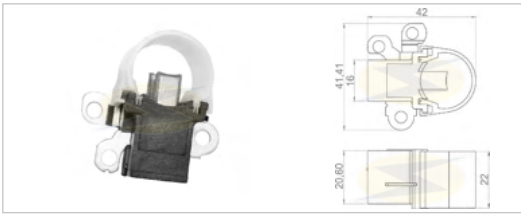
Alternador / Alternator: 8600108, 8600198, 10459190, 10459191, 10459192, 10459193, 10459205, 10459212, 10459255, 10459291, 10459318, 10459320, 10459321, 10459341, 10459605, 19020300, 19020302, 19020304, 19020305, 19020308, 19020309, 19020310, 19020314, 19020347, 19020349, 19020352, 19020375, 19020388, 19020389, 19020391, 19020399, 19020801, 19020803, 19020804, 19020807, 19020809, 19020821, 19020888, 19020889

Aplicação / Application: CAMECO: Colheitadeira CHT2500B / CHW2500B, CUMMINS: Motores série C / K, MASSEY FERGUSON: Colheitadeira MF34 / MF38

Denso Equivalente / Replace

UF - 2.222/2 2 escovas / brushes

Especificações / Features: 12V - Tipo / Type: ER / IF - Escova / Brush: 5 x 7 x 15 mm (L x A x C / W x H x L)



Equivalente / Replace: **DENSO:** 021620-2430, 0216300560

Alternador / Alternator: 121000 3000, 121000 3100, 121000 3300, 121000 3310, 121000 3330, 121000 3340, 121000 3360, 121000 3380, 121000 3390, 121000 3400, 121000 3440, 121000 3450, 121000 3452, 121000 3460, 121000 3480, 121000 3510, 121000 3520, 121000 3521, 121000 3523, 121000 3530, 121000 3531, 121000 3600, 121000 3620, 121000 3630, 121000 3650, 121000 3660, 121000 3670, 121000 3671, 121000 3710, 121000 3750, 121000 3760, 121000 3800, 121000 3810, 121000 3820, 121000 3821, 121000 3850, 121000 3851, 121000 4000, 121000 4010, 121000 4030, 121000 4040, 121000 4041, 121000 4050, 121000 4060, 121000 4070, 121000 4080, 121000 4090, 121000 4110, 121000 4130, 121000 4150, 121000 4151, 121000 4160, 121000 4161, 121000 4170, 121000 4171, 121000 4210, 121000 4211,

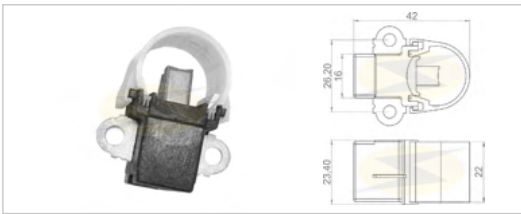
121000 4220, 121000 4221, 121000 4231, 121000 4232, 121000 4233, 121000 4250, 121000 4251, 121000 4270, 121000 4280, 121000 4290, 121000 4291, 121000 4300, 121000 4330, 121000 4331, 121000 4332, 121000 4350, 121000 4351, 121000 4360, 121000 4400, 121000 4440, 121000 4450, 121000 4451, 121000 4460, 121000 4470, 121000 4481, 121000 4490, 121000 4491, 121000 4520, 121000 4530, 121000 4550, 121000 4551, 121000 4560, 121000 4580, 121000 4590, 5 121000 167, 56007912, 56027912, 1210003370, 1210003410, 1210003470, 1210003846, 1210004120, 1210004320, 1210004391, 1210004480, TN1210004630

Aplicação / Application: **CHRYSLER:** Cirrus 2.0i / 2.4i / 2.5i V6, Concorde 2.7, Grand Cherokee III 2.4, Grand Voyager III 2.4, GS Daytona Shelby 2.5 / 2.5i Turbo, Intrepid 2.7, LeBaron 2.2i / 2.2i Turbo / 2.5i / 2.5i Turbo / 3.0i V6, Stratus 2.0i 16V / 2.4i 16V, Vision 3.3i V6, Voyager 3.0 V6, Voyager III 2.4 AWD / 2.4i / 3.0 V6 / 3.3 V6, Sebring, **DODGE:** Caravan III 2.4, Dakota 2.5 / 4.7 V8, Durango 4.7 V8, Ram 5.0 V8, Ram 1500 / 2500 / 3500, Shadow, Stratus 2.0 16V / 2.4 16V, **JEEP:** Cherokee 2.4 / 2.5 / 4.0, Comanche 2.5 / 4.0, Grand Cherokee 4.0, Grand Cherokee II 4.0 / 4.7 V8, Wrangler 2.4 / 2.5 / 4.0, Wrangler II 2.5 / 4.0, Wrangler Tj, **PLYMOUTH:** Acclaim, Breeze, Sundance, Voyager

Denso Equivalente / Replace

UF - 2.223/2 2 escovas / brushes

Especificações / Features: 12V - Tipo / Type: IR / IF - Escova / Brush: 5 x 7 x 15 mm (L x A x C / W x H x L)



Equivalente / Replace: **DENSO:** 021620 2720 , 27370 42010, 0216202530, 2737045060, 2737075060

Alternador / Alternator: 100211 3690, 100211 4070, 100211 4071, 100211 5350, 100211 6030, 100211 6031, 100211 6050, 100211 6051, 100211 6060, 100211 6110, 100211 6130, 100211 6131, 100211 6150, 100211 6170, 100211 6190, 100211 6270, 100211 6300, 100211 6310, 100211 6350, 100211 6360, 100211 6370, 100211 6390, 100211 6410, 100211 6420, 100211 6440, 100211 7320, 100211 7330, 100211 7860, 100211 7861, 100211 8010, 100211 8020, 100211 8030, 100211 8050, 100211 8060, 100211 8070, 100211 8100, 100211 8130, 100211 8150, 100211 8151, 100211 8190, 100211 8230, 100211 8280, 100211 8300, 100211 8320, 100211 8321, 100211 8330, 100211 8370, 100211 8371, 100211 8380, 100211 8381, 100211 8390, 100211 8391, 100211 8392, 100211 8440, 100211 8480, 100211 8530, 100211 8540,

100211 8550, 100211 8560, 100211 8570, 100211 8590, 100211 8620, 100211 8621, 100211 8622, 100211 8630, 100211 8631, 100211 8632, 100211 8640, 100211 8660, 100211 8710, 100211 8740, 100211 8750, 100211 8770, 100211 8810, 100211 8820, 100211 8830, 100211 8840, 100211 8841, 100211 8850, 100211 8860, 100211 8870, 100211 8910, 100211 8911, 100211 8980, 100211 8990, 100211 8991, 100211 9880, 101211 0690, 101211 4280, 101211 5010, 101211 5020, 101211 5030, 101211 5080, 101211 5090, 101211 5110, 101211 5150, 101211 5160, 101211 5220, 101211 5230, 101211 5240, 101211 5270, 101211 5360, 101211 5400, 101211 5410, 101211 5420, 101211 5430, 101211 5450, 101211 5460, 101211 5480, 101211 5490, 101211 5500, 101211 5540, 101211 5550, 101211 5560, 101211 5610, 101211 5620, 101211 5690, 101211 5710, 101211 5720, 101211 5850, 101211 5970, 101211 7020, 101211 7060, 101211 7070, 101211 7071, 101211 7090, 101211 7091, 101211 7120, 101211 7160, 101211 7170, 101211 7180, 101211 7220, 101211 7230, 101211 7270, 101211 7300, 101211 7301, 101211 7400, 101211 7440, 101211 7450, 101211 7520, 101211 7551, 101211 7570, 101211 7630, 101211 7633, 101211 7640, 101211 7750, 101211 7760, 101211 7761, 101211 7780, 101211 7800, 101211 7840, 101211 7850, 101211 7851, 101211 7860, 101211 7861, 101211 7880, 101211 7892, 101211 7920, 101211 7960, 101211 9010, 101211 9020, 101211 9060, 101211 9100, 101211 9110, 101211 9120, 101211 9130, 101211 9140, 101211 9150, 101211 9160, 101211 9250, 101211 9280, 101211 9310, 101211 9330, 101211 9340, 101211 9350, 101211 9410, 101211 9440, 101211 9450, 101211 9510, 101211 9580, 101211 9590, 101211 9600, 101211 9630, 101211 9710, 101211 9711, 101211 9760, 101211 9810, 101211 9860, 101211 9940, 101211 9960, 101211 9970, 102211 0400, 102211 0500, 102211 0512, 102211 0520, 102211 0590, 102211 0610, 102211 0680, 102211 0681, 102211 0770, 102211 0830, 102211 0860, 102211 0870, 102211 0981, 102211 1010, 102211 1020, 102211 1021, 102211 1040, 102211 1180, 102211 1240, 102211 1330, 102211 1331, 102211 1370, 102211 1430, 102211 1440, 102211 1620, 102211 1740, 102211 1750, 102211 1760, 102211 1770, 102211 1830, 102211 1950, 102211 1951, 102211 1960, 102211 2000, 102211 2001, 102211 2120, 102211 2230, 102211 2231, 102211 2232, 102211 2233, 102211 2340, 102211 2400, 102211 2670, 102211 2680, 102211 2690, 102211 2750, 102211 3030, 102211 3140, 102211 4050, 102211 9070, 102211 9100, 104210 8040, 100210 3780, 100211 6200, 100211 6210, 100211 6240, 100211 6250, 100211 6260, 100211 6492, 100211 8170, 100211 8270, 100211 8410, 100211 8700, 100211 8720, 100211 8780, 100211 8960, 100213 1730, 100213 1770, 100213 1920, 100213 1930, 100213 2272, 100213 2320, 100213 2530, 100213 2540, 100213 2630, 100213 2790, 100213 2940, 100213 2950, 100213 2980, 100213 2990, 100213 2991, 100213 2993, 101210 0891, 101211 5100, 101211 5120, 101211 5130, 101211 5170, 101211 5260, 101211 5261, 101211 5570, 101211 5571, 101211 5670, 101211 5670, 101211 5670, 101211 5670, 101211 7000, 101211 7310, 101211 7320, 101211 7370, 101211 7410, 101211 7670, 101211 7870, 101211 7871, 101211 7872, 101211 7891, 101211 7910, 101211 9050, 101211 9180, 101211 9230, 101211 9360, 101211 9570, 101211 9750, 101211 9770, 101211 9820, 101211 9880, 101211 9920, 101211 9921, 101211 9931, 102211 0430, 102211 0650, 102211 0670, 102211 0780, 102211 1070, 102211 1450, 102211 1451, 102211 1460, 102211 1461, 102211 1471, 102211 1650, 102211 1680, 102211 1780, 102211 1910, 102211 1920, 102211 1990, 102211 2020, 102211 2180, 102211 2220, 102211 2221, 102211 2222, 102211 2250, 102211 2270, 102211 2290, 102211 2430, 102211 2480, 102211 2600, 102211 2770, 102211 2780, 102211 4090, 102211 8000, 102211 8010, 102211 8190, 102211 8200, 102211 8490, 102211 8500, 102211 9050, 102211 9380, 102211 9470, 102211 9540, 104210 8060, 270601 6460

Aplicação / Application: **ACURA:** Ci, NSX 3.0, **BUICK:** Century, Lesabre, Park Avenue, Regal, **CHEVROLET:** C1500 / 2500 / 35 / 3500, Cavalier, Corvette, K1500 / 2500 / 3500, Prizm, **HONDA:** Accord IV 2.0i 16V / 2.2i 16V, Accord V 2.0i 16V, Civic V 1.6 VTi, Civic VI 1.5i 16V / 1.6i 16V / 2.0 TD, CR-X II 1.6i 16V V-Tec, CR-V 2.0i 16V, HR-V 1.6 16V, Legend II 3.2i V6, Prelude IV 2.0i 16V, Prelude V 2.2i 16V, Shuttle 2.3 16V, Odyssey, **ISUZU:** Oasis; **JAGUAR:** S-Type 2.5 V6 / 3.0 V6, X-Type 2.5 V6 / 3.0 V6, XJ6 4.0, XJ12 6.0, **LEXUS:** GS400 II 4.0, IS200 2.0i GXE, IS300 3.0, LS400 II 4.0 V8, RX300 3.0, Es 300 / Gs 300, **MINI COOPER:** Base Hatchback 2-Door, Luxury Hatchback 2-Door, S Hatchback 2-Door, Sport Hatchback 2-Door, Chilli Hatchback 2-Door, Pepper Hatchback 2-Door, S Chilli Hatchback 2-Door, S Hot Chilli Hatchback 2-Door, S Salt Hatchback 2-Door, Salt Hatchback 2-Door, Base Convertible 2-Door, Chilli Convertible 2-Door, S Convertible 2-Door, Checkmate Hatchback 2-Door, Park Lane Hatchback 2-Door, S Checkmate Hatchback 2-Door, S Park Lane Hatchback 2-Door, Seven Hatchback 2-Door, Clubman Wagon 3-Door, John Cooper Works Convertible 2-Door, S Clubman Hatchback 3-Door, S Clubman Wagon 3-Door, S Sidewalk Hatchback 2-Door, John Cooper Works Clubman Wagon 3-Door, John Cooper Works Hatchback 2-Door, **PONTIAC:** Boneville, Firebird, Grand Am, Grand Prox, Sunfire, Trans Sport, **SCION:** Xb, **SUZUKI:** Grand Vitara 2.5 V6 / 2.7 V6, Samurai 1.3, SJ413 1.3, Swift 1.0 / 1.0 Turbo / 1.3, Aerio, **TOYOTA:** 4Runner 2.4 TD, Avensis 2.0 VVT-i, Camry 1.8 / 2.0 / 2.2, Carina 1.6, Carina II 2.0, Celica 1.8i 16V / 2.0 GT 16V / 2.0 GT Turbo, Cressida 2.4 D, Corolla 1.4 VVTi / 1.6 / 1.8 / 1.8 16V 4WD / 1.8 GT / 2.0 D / 2.0 D-4D, HiAce III 2.4 D, Hilux 2.4 TD / 3.4, Land Cruiser 2.4 TD / 3.4 / 4.2 D / 4.5, MR2 II 2.0 16V / 2.0 Turbo, RAV4 2.0, RAV4 II 2.0 VVT-i 4WD, Echo, Solara, Supra, **CATERPILLAR:** Máquinas diversas, **HYUNDAI:** Accent 1.5 CRDi, **JOHN DEERE:** Tratores, **KOMATSU:** Escavadeira PC200-6 / PC200-7, **LAND ROVER:** Defender 2.5 TD, Discovery II 2.5 TD, Freelander 1.8 16V / 2.0 Di, **MAZDA:** Millenia 2.3, Sienna 3.0, Xedos 9 2.0 V6 / 2.5 V6, **RENAULT:** Laguna 2.0 16V, **VOLVO:** 240 2.0, 340 2.0, 360 2.0, 740 2.0 / 2.0 Turbo / 2.3, 850 2.0 / 2.3 / 2.5, 940 2.3 / 2.3 Turbo Intercooler / 2.4 D / 2.4 TD, 960 2.4 TD Intercooler, C70 2.0 / 2.5, S40 1.6 / 1.8 / 2.0, S70 2.0 / 2.5, V40 1.8 / 2.0, V70 2.0 / 2.3

Denso Equivalente / Replace

UF - 2.224/2 2 escovas / brushes

Especificações / Features: **12V** - Tipo / Type: **IR / IF, EF / IR** - Escova / Brush: 5 x 7 x 15 mm



(L x A x C / W x H x L)

Equivalente / Replace: **DENSO:** 021620 3020, 021620 3030, 31105RAAA01, 31105RLOG01, 373683C200, 3151685250,

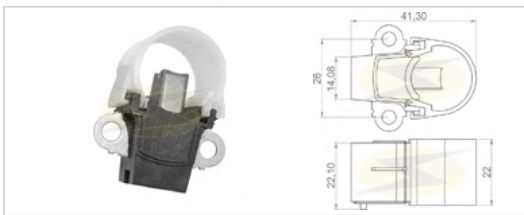
2737027060, 2737031220, 2737058460, 273700C020, 273700F060, 273700M040, 273700P020, 273700S010, 273700T030, 273700Y150
Alternador / Alternator: 210 0511, 210 0516, 210 0531, 210 0536, 210 0544, 210 0546, 210 0547, 210 0549, 210 0550, 210 0573, 210 0576, 210 0577, 210 0581, 210 0608, 210 0609, 210 0613, 210 0614, 210 0631, 210 0633, 210 0638, 210 0654, 210 0656, 210 0660, 210 0666, 210 0667, 210 0669, 210 0695, 210 0704, DAN952, DAN983, 9764219 377, 104210 3191, 104210 3290, 104210 3291, 104210 3292, 104210 3293, 104210 3320, 104210 3650, 104210 3651, 104210 3652, 104210 3770, 104210 3780, 104210 3880, 104210 3890, 104210 4140, 104210 4220, 104210 4230, 104210 4350, 104210 4360, 104210 4410, 104210 4420, 104210 4430, 104210 4470, 104210 4471, 104210 4571, 104210 4573, 104210 4700, 104210 4730, 104210 4731, 104210 4732, 104210 4790, 104210 4990, 104210 5070, 104210 5330, 104210 5630, 104210 6181, 104210 9341, 121000 2520, 421000 0060, 421000 0061, 421000 0062, 421000 0222, 421000 0223, 421000 0225, 421000 0370, 421000 0371, 421000 0470, 421000 0492, 421000 0493, 5 121000 252, 104210 1170, 104210 1190, 104210 1470, 104210 1540, 104210 1800, 104210 2040, 104210 2051, 104210 2060, 104210 2071, 104210 2080, 104210 2090, 104210 2100, 104210 2140, 104210 2180, 104210 2260, 104210 2290, 104210 2291, 104210 2320, 104210 2340, 104210 2420, 104210 2421, 104210 2430, 104210 2650, 104210 2710, 104210 2730, 104210 2731, 104210 2780, 104210 2810, 104210 2840, 104210 2850, 104210 2870, 104210 3080, 104210 3081, 104210 3082, 104210 3090, 104210 3091, 104210 3092, 104210 3100, 104210 3170, 104210 3380, 104210 3410, 104210 3411, 104210 3420, 104210 3421, 104210 3431, 104210 3450, 104210 3470, 104210 3471, 104210 3500, 104210 3510, 104210 3511, 104210 3512, 104210 3513, 104210 3520, 104210 3521, 104210 3522, 104210 3530, 104210 3531, 104210 3532, 104210 3560, 104210 3610, 104210 3620, 104210 3630, 104210 3640, 104210 3641, 104210 3660, 104210 3662, 104210 3680, 104210 3690, 104210 3710, 104210 3711, 104210 3750, 104210 3751, 104210 3761, 104210 3762, 104210 3821, 104210 3911, 104210 4010, 104210 4022, 104210 4050, 104210 4051, 104210 4060, 104210 4090, 104210 4100, 104210 4101, 104210 4200, 104210 4201, 104210 4202, 104210 4290, 104210 4300, 104210 4301, 104210 4310, 104210 4330, 104210 4472, 104210 4475, 104210 4520, 104210 4521, 104210 4570, 104210 4591, 104210 4602, 104210 4640, 104210 4650, 104210 4670, 104210 4680, 104210 4690, 104210 4740, 104210 4750, 104210 4760, 104210 4770, 104210 4771, 104210 4800, 104210 4810, 104210 4830, 104210 4860, 104210 4870, 104210 4871, 104210 4880, 104210 4890, 104210 4920, 104210 4921, 104210 4980, 104210 4981, 104210 5020, 104210 5080, 104210 5090, 104210 5100, 104210 5120, 104210 5140, 104210 5150, 104210 5270, 104210 5290, 104210 5350, 104210 5351, 104210 5360, 104210 5361, 104210 5370, 104210 5440, 104210 5470, 104210 5480, 104210 5640, 104210 5770, 104210 5790, 104210 5800, 104210 5910, 104210 5920, 104210 5930, 104210 6080, 104210 6100, 104210 6103, 104210 6130, 104210 6140, 104210 6150, 104210 6191, 104210 6250, 104210 6251, 104210 6252, 104210 6254, 104210 6334, 104210 9000, 104210 9010, 104210 9011, 104210 9081, 104210 9181, 104210 9250, 104210 9390, 104211 3000, 104211 8480, 421000 0070, 421000 0150, 421000 0151, 421000 0200, 421000 0230, 421000 0232, 421000 0250, 421000 0252, 421000 0260, 421000 0261, 421000 0262, 421000 0263, 421000 0264, 421000 0300, 421000 0330, 421000 0332, 421000 0342, 421000 0343, 421000 0344, 421000 0360, 421000 0510, 421000 0512, 421000 0521, 421000 0550, 421000 0551, 421000 0552, 421000 0660, 421000 0770, 421000 6162, 122 9258, 122 9259, 125 5711, 125 5712, 125 6552, 130 2007, 132 2879, 135 2431, 135 2858, 135 3886, 147 7737, 147 7738, 147 7740, 153 0299, 154 3764, 163 3079, 170 8322, 3M5T 10300 KA, 3M5T 10300 KB, 3M5T 10300 KC, 3M5T 10300 LA, 3M5T 10300 LB, 3M5T 10300 LC, 3M5T 10300 LD, 3M5T 10300 NB, 3M5T 10300 NC, 3M5T 10300 PB, 3M5T 10300 PC, 3M5T 10300 PD, 3M5T 10300 SC, 3M5T 10300 SD, 3M5T 10300 VB, 3M5T 10300 VC, 3M5T 10300 VD, 3M5T 10300 YA, 3M5T 10300 YB, 3M5T 10300 YC, 3M5T 10300 YD, 3M5T 10300 YE, 4M5T 10300 KB, 4M5T 10300 UB, 4M5T 10300 UC, 8M5T 10300 YA, 8M5T 10300 YB, 27060 28260, 270603 8090, 270602 8310, 270600 C020, 270600 L020, 270600 L021, 270600 L022, 270600 P151

Aplicação / Application: **BUICK:** Allure, Enclave, Lacrosse, Lesabre, Lucerne, **CADILLAC:** SrX, Sts, **CHEVROLET - GM:** Cobalt 2.2 / 2.4, Equinox, Hhr, Impala, Malibu, Monte Carlo, Traverse, **CHRYSLER:** Sebring, Town & Country V6 3.8 L (2008-2010), **DODGE:** Avenger, Caravan, Grand Caravan V6 3.8 L (2008-2010), Stratus, **FORD:** C-Max 1.6 TDCi / 1.8 TDCi / 2.0 TDCi, Fiesta 1.6 TDCi, Focus 1.6 TDCi / 1.8 TDCi / 2.0 TDCi, Fusion 1.6 TDCi, Expedition, **GMC:** Acadia, **LEXUS:** ES350 3.5, GS300 3.0, GS350 3.5, IS250 2.5, IS350 3.5, RX300, RX330, RX350, Gs 300 / 350, Is 250 / 350, Rs 330 / 350, **LINCOLN:** Navigator, **PONTIAC:** Bonneville, G5, Grand Prix, Pursuit, Torrent, Vibe, **SATURN:** Aura, Ion, Outlook, Vue, **SCION:** Tc, Xd **TOYOTA:** 4 Runner, Avalon, Camry, Corolla, FJ Cruiser, Highlander, Hilux 2.5 (Pitbull), Matrix, Rav4, Sienna, Tacoma, Tundra, Venza, **VOLVO:** C30 1.6 Diesel / 2.0 Diesel, S40 1.6 Diesel / 2.0 Diesel, V50 1.6 Diesel / 2.0 Diesel, C70, S40, **ALFA ROMEO:** Alfa 159 2.4 JTDM, Brera 2.4 JTDM, Giulietta 1.4, Spider 2.4 JTDM, **FIAT:** Croma II 2.4 JTD, **HONDA:** Accord 2.0 / 2.0 4WD / 2.4 / 2.4 Vtec / 2.4i, Accord VII 2.2 CTDi, Accord VIII 2.2i Dtec, Civic 2.0, Civic VIII 2.2 CTDi, CR-V 2.0 / 2.4 Vtec / 2.4i Vtec, CR-V II 2.2 CTDi, CR-V III 2.2 CTDi, FR-V 2.2 CTDi, MR-V (Pilot) 3.5, **HYUNDAI:** Santa Fé 3.8, **JAGUAR:** F-Type 3.0 / 5.0, R-Type, S-Type 4.2 V8, XF 5.0, XJ8 4.2, XK 5.0, XKR 4.2 V8 / 5.0, **LAND ROVER:** Discovery IV 2.7 TD / 3.0 TD, LR4 5.0, Range Rover 5.0 / 5.0 Sport, **MAZDA:** 3 1.6 TD, **SUZUKI:** SX4 2.0 DDiS / 2.0 DDiS 4x4, **TOYOTA:** Camry 2.4 VVT-i / 2.5 / 3.5 V6, Corolla 1.4 D-4D / 2.0 D-4D / 2.2 D-4D / 2.4, HiAce 2.7, HiAce IV 2.5 D-4D, Highlander 3.5 / 3.5 V6, Hilux 2.5 D-4D / 2.7 D-4D, Land Cruiser 3.0 D-4D / 4.5, RAV4 2.0 4WD / 2.0 VVT-i 4WD / 2.5 / 3.5 V6 / 3.5i, **JEEP:** Wrangler V6 3.8 L (2007-2011)

Denso Equivalente / Replace

UF - 2.225/2 2 escovas / brushes

Especificações / Features: **12V** - Tipo / Type: **IR / IF, EF / IR** - Escova / Brush: 5 x 7 x 15 mm



(L x A x C / W x H x L)

Equivalente / Replace: **DENSO:** 021620 3001, 31105PGKA01, 2737020130

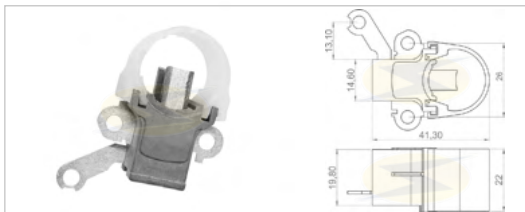
421000-0051, 421000-0100, 421000-0103, 421000-0111, 421000-0113, 421000-0120, 421000-0121, 421000-0122, 421000-0150, 421000-0151, 421000-0180, 421000-0190, 421000-0191, 5-121000-348, 1012117440, 1042103050, 1042103051, 1042103052, 1042103250, 1042103251, 1042103252, 4210000081, 4210000082, 4210000083, 4210000085, 4210000210, 4210000320, 4210000321, 4210000322, 4210000323, 102211 1210

Aplicação / Application: **ACURA:** Csx, Tsx, **HONDA:** Accord, Civic, Cr-V, Element, **CADILLAC:** DeVille 4.6, Seville 4.6, **CHRYSLER:** Grand Voyager IV 2.5 CRD / 2.8 CRD, Voyager IV 2.5 CRD / 2.8 CRD, **DODGE:** Durango 3.7 V6 / 4.7 / 5.9, Intrepid 3.5, Ram 3.7 / 4.7 / 5.7, **JEEP:** Commander 3.7 V6 / 4.7 V8, Grand Cherokee III 3.7 V6 / 4.7 V8, **LEXUS:** ES300 3.0, LS 430 4.3 V8, LX470 4.7, SC 430 4.3 V8, **TOYOTA:** 4 Runner, Highlander, Avensis Verso 2.0 D-4D, Camry 3.0 / 3.3, Land Cruiser 4.7, Previa II 2.0 D-4D, RAV4 II 2.0 D-4D

Denso Equivalente / Replace

UF - 2.226/2 2 escovas / brushes

Especificações / Features: **12V - Tipo / Type: IR / IF - Escova / Brush: 5 x 7 x 15 mm (L x A x C / W x H x L)**



Equivalente / Replace: **DENSO:** 021620 3100, 3736825110, 2737023120

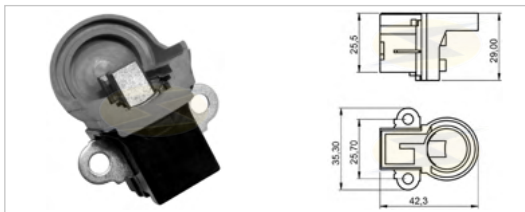
Alternador / Alternator: 102211-3102, 373003C150, 373003E100, 373004A300

Aplicação / Application: **HYUNDAI:** Entourage 3.8l (2007-2009), Azera 3.8l 2008, Santa Fe 2.7l (2007-2008), Santa Fé 3.3l (2007-2008), Sontata 3.3l (2006-2008), Veracruz 3.8l (2007-2010), Azera (Grandeur) 3.3, Sonata 2.4, **KIA:** Sorento 2.5 CRDi, Sorento 3.3l (2008), Sorento 3.8l (2007-2008), Sedona 3.8l (2006-2009)

Denso Equivalente / Replace

UF - 2.228/2 2 escovas / brushes

Especificações / Features: **12V Escova / Brush: 5 x 7 x 15 mm (L x A x C / W x H x L)**



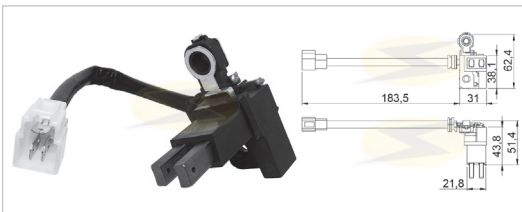
Equivalente / Replace: **DENSO:** 0216202010, 0216202130, 0216202180, 0216202190, 0216202201, 0216202220, 0216202310, 0216202360, 0216202630, 0216202750, 0216202760, 0216202870, 0216210650, **MITSUBISHI:** M371X64871.

Alternador / Alternator: **DAIHATSU:** 270406 4150000, 270605 8020000, **270608** 7103000 / 7104000 / 7106000 / 7107000 / 7108000 / 7201000 / 7202000 / 7211000 / 7212000 / 7501000 / 7502000 / 7601000 / 7602000 / 7605000 / 7608000 / 7701000 / 7704000 / 7705000 / 7706000 / 7707000 / 7709000 / 7714000 / 7715000 / 7716000 / 7717000 / 7719000 / 7721000, 270609 6001000 / 7705000, **DENSO:** **100210** 3070 / 3160 / 3190 / 3210 / 3410 / 3600 / 3610 / 3620 / 3730 / 3740, **100211** 1000 / 1001 / 1010 / 1011 / 1020 / 1021 / 1030 / 1031 / 1040 / 1041 / 1050 / 1060 / 1061 / 1070 / 1071 / 1072 / 1073 / 1074 / 1080 / 1081 / 1090 / 1091 / 1100 / 1101 / 1110 / 1111 / 1121 / 1130 / 1131 / 1140 / 1141 / 1150 / 1160 / 1161 / 1170 / 1171 /

1180 / 1200 / 1201 / 1210 / 1211 / 1212 / 1220 / 1221 / 1222 / 1223 / 1224 / 1230 / 1231 / 1250 / 1251 / 1260 / 1261 / 1270 / 1271 / 1280 / 1310 / 1311 / 1320 / 1321 / 1330 / 1331 / 1341 / 1350 / 1351 / 1370 / 1371 / 1381 / 1400 / 1401 / 1402 / 1410 / 1411 / 1420 / 1440 / 1451 / 1452 / 1453 / 1460 / 1461 / 1470 / 1492 / 1510 / 1511 / 1512 / 1520 / 1540 / 1550 / 1560 / 1570 / 1571 / 1580 / 1590 / 1600 / 1601 / 1610 / 1611 / 1620 / 1630 / 1640 / 1650 / 1661 / 1662 / 1670 / 1680 / 1690 / 2000 / 2001 / 2010 / 2011 / 2020 / 2021 / 2030 / 2031 / 2040 / 2050 / 2060 / 2061 / 2070 / 2071 / 2080 / 2102 / 2110 / 2130 / 2140 / 2150 / 2151 / 2160 / 2170 / 2190 / 2200 / 2201 / 2221 / 2231 / 2250 / 2280 / 2290 / 2300 / 2310 / 2320 / 2330 / 2340 / 2370 / 2380 / 2390 / 2391 / 2400 / 2410 / 2420 / 2450 / 2451 / 2460 / 2470 / 2480 / 2490 / 2500 / 2510 / 2550 / 2661 / 2731 / 2820 / 2830 / 2840 / 2850 / 2860 / 3001 / 3020 / 3040 / 3050 / 3060 / 3070 / 3081 / 3090 / 3091 / 3100 / 3101 / 3110 / 3120 / 3121 / 3130 / 3140 / 3141 / 3150 / 3151 / 3160 / 3170 / 3180 / 3181 / 3200 / 3210 / 3220 / 3221 / 3230 / 3231 / 3240 / 3250 / 3251 / 3260 / 3270 / 3280 / 3300 / 3310 / 3311 / 3321 / 3340 / 3352 / 3370 / 3380 / 3391 / 3401 / 3410 / 3440 / 3490 / 3500 / 3520 / 3530 / 3540 / 3550 / 3560 / 3580 / 3590 / 3600 / 3610 / 3630 / 3640 / 3650 / 3660 / 3670 / 3680 / 3690 / 3700 / 3740 / 3760 / 3790 / 3800 / 3810 / 3830 / 3831 / 3850 / 3860 / 3870 / 3880 / 3890 / 3910 / 3930 / 3940 / 3970 / 3980 / 4000 / 4001 / 4002 / 4003 / 4004 / 4020 / 4050 / 4060 / 4070 / 4080 / 4090 / 4091 / 4102 / 4103 / 4104 / 4110 / 4111 / 4112 / 4120 / 4140 / 4141 / 4150 / 4160 / 4170 / 4180 / 4190 / 4191 / 4200 / 4201 / 4210 / 4220 / 4230 / 4240 / 4250 / 4280 / 4290 / 4300 / 4310 / 4320 / 4350 / 4351 / 4360 / 4361 / 4371 / 4372 / 4382 / 4383 / 4390 / 4400 / 4410 / 4420 / 4440 / 4450 / 4460 / 4482 / 4490 / 4500 / 4520 / 4528 / 4530 / 4540 / 4550 / 4560 / 4610 / 4620 / 4621 / 4630 / 4631 / 4640 / 4650 / 4680 / 4700 / 4701 / 4710 / 4720 / 4730 / 4740 / 4770 / 4780 / 5000 / 5010 / 5021 / 5040 / 5050 / 5090 / 5100 / 5130 / 5140 / 5141 / 5210 / 5230 / 5231 / 5250 / 5251 / 5280 / 5310 / 5730 / 6040 / 6600 / 6621 / 6640 / 6660 / 6690 / 6720 / 6730 / 6750 / 6760 / 6770 / 6780 / 6790 / 6801 / 6830 / 6860 / 6880 / 6881 / 6890 / 6900 / 6910 / 6920 / 6930 / 6931 / 6940 / 6941 / 6950 / 6951 / 6960 / 6961 / 6970 / 6990 / 7000 / 7012 / 7031 / 7040 / 7050 / 7051 / 7052 / 7060 / 7061 / 7070 / 7071 / 7090 / 7100 / 7110 / 7130 / 7140 / 7160 / 7170 / 7171 / 7180 / 7210 / 7230 / 7240 / 7250 / 7260 / 7270 / 7280 / 7290 / 7291 / 7300 / 7310 / 7320 / 7340 / 7350 / 7370 / 7380 / 7390 / 7430 / 7440 / 7450 / 7460 / 7470 / 7500 / 7530 / 7570 / 7580 / 7590 / 7600 / 7610 / 7620 / 7640 / 7670 / 7690 / 7691 / 7700 / 7701 / 7760 / 7770 / 7780 / 7810 / 7811 / 7830 / 7840 / 7850 / 7861 / 7870 / 7880 / 7900 / 7910 / 7930 / 7950 / 7951 / 7952 / 7960 / 7970 / 7990 / 9020 / 9051 / 9052 / 9053 / 9062 / 9080 / 9090 / 9100 / 9110 / 9111 / 9112 / 9181 / 9190 / 9200 / 9210 / 9220 / 9230 / 9240 / 9250 / 9260 / 9270 / 9280 / 9300 / 9310 / 9320 / 9330 / 9331 / 9340 / 9351 / 9360 / 9370 / 9380 / 9400 / 9410 / 9440 / 9700 / 9710 / 9720 / 9731 / 9740 / 9750 / 9760 / 9770 / 9780 / 9790 / 9800 / 9810 / 9830 / 9840 / 9860 / 9870 / 9880 / 9970 / 9980, **100213** 0421 / 0451 / 0700 / 0710 / 0730 / 0740 / 0745 / 0941 / 1030 / 1040 / 1140 / 1150 / 1200 / 1250 / 1260 / 1261 / 1740 / 1780 / 1781 / 1790 / 1900 / 1910 / 1911 / 2220 / 2250 / 2350 / 2351 / 2470 / 2471 / 2580, **101211** 0020 / 0030 / 0033 / 0040 / 0050 / 0051 / 0052 / 0060 / 0061 / 0062 / 0070 / 0071 / 0072 / 0100 / 0120 / 0130 / 0140 / 0151 / 0160 / 0170 / 0171 / 0172 / 0180 / 0181 / 0182 / 0190 / 0191 / 0210 / 0211 / 0220 / 0230 / 0240 / 0250 / 0260 / 0261 / 0262 / 0270 / 0271 / 0272 / 0300 / 0320 / 0321 / 0322 / 0330 / 0331 / 0332 / 0341 / 0342 / 0370 / 0380 / 0381 / 0390 / 0400 / 0401 / 0430 / 0431 / 0432 / 0450 / 0451 / 0452 / 0470 / 0471 / 0472 / 0480 / 0481 / 0490 / 0500 / 0520 / 0521 / 0522 / 0540 / 0541 / 0542 / 0543 / 0550 / 0551 / 0560 / 0570 / 0571 / 0580 / 0581 / 0582 / 0600 / 0601 / 0602 / 0610 / 0611 / 0612 / 0620 / 0621 / 0680 / 0681 / 0720 / 0722 / 0723 / 0740 / 0741 / 0770 / 0840 / 0851 / 0971 / 0972 / 1030 / 1100 / 1170 / 1180 / 1240 / 1360 / 1380 / 2001 / 2011 / 2022 / 2030 / 2040 / 2060 / 2080 / 2090 / 2100 / 2130 / 2140 / 2160 / 2190 / 2230 / 2240 / 2270 / 2290 / 2310 / 2330 / 2350 / 2360 / 2370 / 2380 / 2411 / 2460 / 2470 / 2570 / 2620 / 2710 / 2730 / 2731 / 2750 / 2751 / 2770 / 2780 / 2941 / 2960 / 3000 / 3010 / 3020 / 3030 / 3040 / 3050 / 3070 / 3120 / 3160 / 3200 / 3210 / 3250 / 3350 / 3370 / 3770 / 3860 / 4060 / 4070 / 4120 / 4121 / 4122 / 4130 / 4131 / 4132 / 4150 / 4151 / 4160 / 4161 / 4170 / 4171 / 4190 / 4191 / 4200 / 4220 / 4280 / 4310 / 4330 / 4370 / 4420 / 4580 / 4590 / 8580 / 8740 / 8771 / 8810, **102211** 6170 / 2310 / 5001 / 5002 / 5011 / 5012 / 5020 / 5021 / 5050 / 5051 / 5052 / 5060 / 5070 / 5090 / 5121 / 5140 / 5150 / 5151 / 5160 / 5161 / 5190 / 5200 / 5230 / 5231 / 5250 / 5260 / 5280 / 5380 / 5520 / 5600 / 5610 / 5660 / 5860 / 5930 / 5940, **121000** 2140 / 2460 / 2461 / 2470 / 2500 / 2550 / 5120 / 5290 / 5410 / 5420 / 5430 / 8020 / 8030, **HONDA:** **31100P** 010031 / 010132 / 45901 / C09230 / D2004 / D2005 / D2014 / D2024 / D2970 / D2973 / D6014 / E0003 / E0004 / E0013 / E0014 / E0020 / E0023 / E0024 / E0034 / E0044 / E0924 / G6013 / G7003 / G7013 / G7023 / G7033 / H1004 / H1014 / H1024 / H2J010M / H3013 / H30243 / H70040 / H7024 / J0306 / J0661 / J0662 / J0663 / K1001 / K10147 / K20031 / K2014 / K20146 / K3A020 / M4Y0030 / M5A01 / M5A010 / M8A010 / R30030 / R6003 / T0B91 / W1G01, **ISUZU:** 8941313572, 8941373452, 8941566720, 8941566721, 8941725860, 8944086740, 8944139970, 8944299990, 8944299991, 8944410681, 8944541880, 8944541881, 8944740192, **KUBOTA:** 1623164011, 1624164011, 1624164012, 1654064011, 1735664012, 1736964011, 6643664011, **SUZUKI:** **3140060** B11 / B40 / G10 / G11 / G12 / G13, **3140071** C10 / C20, 3140075F50, 3140082110, **3140082** 111 / 610 / 611, 3140083010, 3140085510, 3140086010, **TOYOTA:** **270405** 4130 / 4170 / 4180 / 4220 / 4290 / 4310 / 4320 / 4340 / 4440 / 4490 / 4500, 270406 4050 / 4051, **270601** 0010 / 0030 / 0050 / 0051 / 0061 / 0070 / 0071 / 0080 / 0090 / 0100 / 1000 / 1030 / 1041 / 1120 / 1170 / 1250 / 1260 / 1270 / 1320 / 1340 / 5080 / 5130 / 6010 / 6011 / 6012 / 6040 / 6041 / 6042 / 6051 / 6060 / 6080 / 6081 / 6082 / 6090 / 6091 / 6122 / 6141 / 6151 / 6160 / 6170 / 6180 / 6280 / 6320 / 6350 / 7020 / 7060 / 7160 / 8010, **270603** 5060 / 5061 / 5130, **270604** 3060 / 3110 / 3120 / 3130 / 3990, **270605** 4030 / 4040 / 4080 / 4210 / 8220, **270606** 2011 / 2012 / 3020 / 3021 / 3030 / 3031 / 3040 / 3041 / 3060 / 3061 / 3080 / 3081 / 3082 / 3100 / 3101 / 3102 / 4021 / 4030 / 7020 / 7070, **270607** 2050 / 2060 / 2061 / 2062 / 2070 / 2080 / 2081 / 2090 / 2101 / 2111 / 2120 / 2121 / 4010 / 4020 / 4070 / 4140 / 4190 / 4210 / 4370 / 4400 / 4630 / 5030 / 5050 / 5080 / 5090 / 5100 / 6010 / 6050 / 6070 / 8001 / 8003 / 8301, 2707023001

Aplicação / Application: **ACURA:** CSX 2.0, MDX 3.5, TSX 2.4, **ALFA ROMEO:** 159 2.4 JTDM, Brera 2.4 JTDM, Spider 2.4 JTDM, **CITROEN:** Berlingo 2.0 / 4x4, C1 1.4 HDi, C2 1.4 HDi, C3 1.4 HDi, C4 2.0 16V, C5 2.2 HDi, Xsara 1.4 HDi, Xsara 1.6 HDi, Xsara 2.0 HDi, Xsara Picasso 1.6 HDi, **FIAT:** Croma 2.4 JTDM Multijet, Ulysse 2.0, **FORD:** C-Max 1.6 TDCi / 2.0 TDCi, Fiesta 1.6 TDCi, Focus 1.6 TDCi / 2.0 TDCi, Fusion 1.6 TDCi, **HONDA:** Accord 2.0 / 2.0 4WD / 2.4 / 2.4 Vtec / 2.4i / 3.0, Civic 2.0, CR-V 2.0 / 2.0 AWD / 2.4i Vtec, Odyssey 3.5, Pilot 3.5, **HYUNDAI:** Azera 3.3 V6, Genesis 3.8 V6, Santa Fé 3.3 V6, **JAGUAR:** S-Type 4.2 V8, Super V8 4.2, Vanden Plas 4.2, XJ 3.5 / 4.2, XJ R 4.2, XJ9 4.2, XK 3.6 / 4.2, XK R 4.2, XK8 4.2, XKR 4.2, **JEEP:** Commander 5.7, Grand Cherokee 5.7 / 6.1, **KIA:** Cadenza 3.3 V6, Sedona 3.5 V6, Sorento 3.5 V6, **LAND ROVER:** Discovery 3.0 TD, LR4 5.0, Range Rover 3.0 TD Sport 4x4 / 5.0 / 5.0 Sport, **LEXUS:** ES330 3.3, GS300 3.0, GS350 3.5, IS250 2.5, IS350 3.5, RX330 3.3, RX350 3.5 V6, **MAZDA:** 3 1.6 TD, **PEUGEOT:** 106 1.4 HDi, 206 1.4 HDi, 307 1.4 HDi / 2.0 16V / SW 1.4 HDi, 407 2.0, 607 2.2 16V, 1007 1.4 HDi, **RENAULT:** Modus 1.6, **SUZUKI:** Aerio (Liana) 1.4 DDIs, SX4 2.0 DDIs / 4x4, **TOYOTA:** Camry 3.0 DDIs / 3.5 V6, Corolla 1.4 D-4D DDIs / 1.8 DDIs / 2.0 D-4D DDIs / 2.2 D-4D, HiAce 2.7, Highlander 3.3 DDIs / 3.6 V6, Land Cruiser 3.0 D-4D, RAV4 2.0 VVT-i 4WD DDIs / 2.2 D-4D DDIs / 3.5 V6, Yaris 1.4 D-4D DDIs / 1.1 0 VVT-i, **VOLVO:** C30 1.6 Diesel / 2.0 Diesel, S40 1.6 Diesel / 2.0 Diesel / 2.4 / 2.5, V50 1.6 Diesel / 2.0 Diesel / 2.4 / 2.5.

Denso Equivalente / Replace



UF - 2.231/2 2 escovas / brushes

Especificações / Features: 12V - Tipo / Type: IR / IF - Escova / Brush: 4,85 x 7,85 x 26,4 mm


(L x A x C / W x H x L)

Equivalente / Replace: **TOYOTA:** 27370-54250

Alternador / Alternator: **TOYOTA:** 27020-54403

Aplicação / Application: **TOYOTA:** Hilux 2WD (1988-1991), Dyna 150 (1995-1999)

Ford / Motorcraft Equivalente / Replace



UF - 2.216/2 2 escovas / brushes

Especificações / Features: 12V - Escova / Brush: 4 x 7,5 x 18 mm (L x A x C / W x H x L)


Equivalente / Replace: **FORD:** F1DZ-10347-A, F1DU10260AA

Alternador / Alternator: GB320, IR 3G SERIES, IF 3G SERIES, 2C2U-10300-BB, F6AU-10300-AA, F6AU-10300-AB, 1021397, 1024864, 1031134, 1032652, 1035755, 1057793, 1090424, 1104931, 1104987, 7308195, 93BB10300FD, 93BB10300FE, 93BB10300FF, 93BB10300FG, 96BB10300BA, 96BB10300BB, 97BB10300BA, 97BB10300BB, 97BB10300BC, 97BB10300BD, F07F10300AA, F07U10300AA, F07U10300AC, F0PU10346DA, F17U10300AA, F1TZ10346C, F2TU10300AF, F37U10300AA, F3UU10300AE, F3UU10300AF, F57U10300AA, F5RU10300BB, F5RU10300BC, F5UU10300BA, F67U10300BA, F6RU10300AA, F6UU10300EA, F77U10300BA, F8RU10300BA

Aplicação / Application: **FORD:** Continental, Cougar, Sable, Lincoln, Mercury, Taurus, Tempo, Thunderbird, Tracer, Topaz, Town Car, Bronco

5.8 V8, Escort 1.9, Explorer 4.0 V6, F250 5.0 V8 / 5.8 V8, F350 5.0 V8, F1000, Mondeo I 1.8 TD / 2.5 V6, Mondeo II 1.8 TD / 2.5 V6, Ranger 2.5 / 3.0 / 4.0

Ford / Motorcraft Equivalente / Replace



UF - 2.217/2 2 escovas / brushes

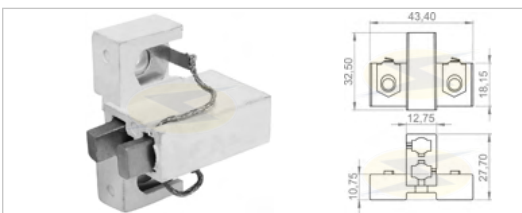
Especificações / Features: 12V - Escova / Brush: 4 x 7,5 x 18,5 mm (L x A x C / W x H x L)

Equivalente / Replace: E9PU-10320-AA

Alternador / Alternator: E9DF-10300-CA, F0DF-10300-AA, F1VU-10300-BB, 3G SERIES IR, 3G SERIES IF

Aplicação / Application: **FORD:** F-250, F-350, F-1000, Bronco 3.6, Continental, Cougar, Escort, Explorer, Sable, Lincoln, Mercury, Ranger, Taurus, Tempo, Thunderbird, Tracer, Topaz, Town Car

Ford / Motorcraft Equivalente / Replace



UF - 2.218/2 2 escovas / brushes


Especificações / Features: 12V - Escova / Brush: 4 x 7,5 x 12 mm (L x A x C / W x H x L)

Equivalente / Replace: E43Z-10320-A, GC-402

Alternador / Alternator: E43F-10300-EA, E43F-10300-PA, E43F-10300-RA, E43Z-10346-D, E53F-10300AA, E53F-10300BA, E53F-10300DA, E53F-10300IR, E53F-10300EF, E7SF10300HA, E7SF10300MA, E7ZF10300FA, E9SF10300BA

Aplicação / Application: **MERCURY, FORD:** E350, F250 5.0 V8, Mustang, Bronco 2.6

Ford / Motorcraft Equivalente / Replace



UF - 2.221/2 2 escovas / brushes

Especificações / Features: 12V - Escova / Brush: 4,5 x 8,3 x 16,3 mm (L x A x C / W x H x L)

Utilizado com / Used with GAUSS GA-350 e 360

Equivalente / Replace:

Alternador / Alternator: RC28 Series, 1120211, 1120213, 1124015, 1131820, 1140135, 1140694, 1140696, 1145715, 1151212, 1151213, 1211891, 1229421, 1303447, 1429688, 1429689, 1464755, 1464779, 1464782, 1477856, 1477971, 1478119, 1478187, 1478608, 1479818, 4362258, 4371000, 4371001, 4374447, 4374448, 4531025, 1S7T10300BA, 1S7T10300BB, 1S7T10300BC, 1S7T10300BD, 1S7T-10300BE, 1S7T10300CA, 1S7T10300CB, 1S7T10300CC, 1S7T10300CD, 1S7T10300CE, 1S7T10300CF, 1S7T10300DA, 1S7T10300DB, 1S7T10300DC, 1S7T10300DD, 1S7T10300DE, 1S7T10300DF, 2S6T10300AA, 2S6T10300AB, 2S6T10300AC, 2S6T10300FA, 2S6T10300FB, 2S6T10300FC, 2T1U10300AB, 2T1U10300AC, 2T1U10300AD, 2T1U10300AE, 2T1U10300AF, 2T1U10300AG, 2T1U10300AH, 2T1U10300AK, 2T1U10300AL, 2T1U10300BB, 2T1U10300BC, 2T1U10300BD, 2T1U10300BE, 2T1U10300CA, 2T1U10300CB, 2T1U10300CC, 2T1U10300CD, 2T1U10300CE, 2T1U10300CF, 3S6T10300AA, 3S6T10300AC, 3S6T10300AD, YC1U10300EA

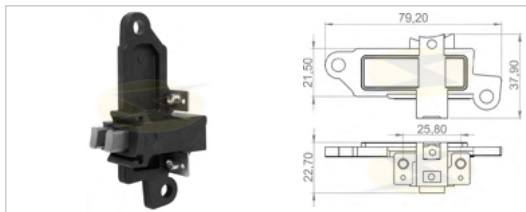
2S6T10300FB, 2S6T10300FC, 2T1U10300AB, 2T1U10300AC, 2T1U10300AD, 2T1U10300AE, 2T1U10300AF, 2T1U10300AG, 2T1U10300AH, 2T1U10300AK, 2T1U10300AL, 2T1U10300BB, 2T1U10300BC, 2T1U10300BD, 2T1U10300BE, 2T1U10300CA, 2T1U10300CB, 2T1U10300CC, 2T1U10300CD, 2T1U10300CE, 2T1U10300CF, 3S6T10300AA, 3S6T10300AC, 3S6T10300AD, YC1U10300EA

Aplicação / Application: **FORD:** Ecosport, Courier, Fiesta V 1.3 / 1.4 TDCi, Focus 1.8 TDDi, Fusion 1.4 TDCi, Ka 1.3i / 1.6i, Mondeo III 1.8 / 2.0 / 2.0 TDCi / 2.2 TDCi / 2.5 TDCi, Tourneo 1.8 TDCi, Transit 1.8 TDCi, **JAGUAR:** X-Type 2.0 D / 2.2 D

Prestolite / Delphi **Equivalente / Replace**

UF - 2.207/2 2 escovas / brushes

Especificações / Features: 12V - Escova / Brush: 5 x 8 x 26 mm (L x A x C / W x H x L)



Equivalente / Replace: 352 14 128


Alternador / Alternator: 352 13 950, 352 13 955, 352 14 085, 352 14 095, 352 14 190, 352 14 445, 12V 80>90A

Aplicação / Application: PEUGEOT: 306 Diesel, 405, RENAULT: Clio 1.6 / 1.9 Diesel, R19 1.6, VOLKSWAGEN: Gol II 1.0 / 1.8 AP, Golf (México), Jetta (México), Parati II 1.0 / 1.8 AP, Polo 1.6 AP / 1.8 AP / 1.9 Diesel, Saveiro II 1.0 / 1.8 AP

Prestolite / Delphi **Equivalente / Replace**

UF - 2.208/2 2 escovas / brushes

Especificações / Features: 12V - Escova / Brush: 4,5 x 8 x 16,5 mm (L x A x C / W x H x L)



Equivalente / Replace: 352 12 715, K01523


Alternador / Alternator: 352 13 850 12V 70A, 352 13 395

Aplicação / Application: MERCEDES BENZ: 608 LD, 709 L, 710 L, 912 L, 913 L, 1112, 1114, 1215 L, 1517, 1615 L, 1620 L, OF1214, OH1114, OH1315

Prestolite / Delphi **Equivalente / Replace**

UF - 2.209/2 2 escovas / brushes

Especificações / Features: 24V - Escova / Brush: 4,5 x 8 x 18,5 mm (L x A x C / W x H x L)



Equivalente / Replace: 352 13 010, K01525


Alternador / Alternator: 352 13 670, 352 13 680, 352 13 690, 352 13 845, 352 13 865, 352 13 970, 352 14 130, 352 14 560, MB12100R, MB24055R, MB24090R, SC 12100R, SC 24055R, SC 24090R, 352 13 140, 352 13 165, 352 13 300, 352 13 385, 352 13 415, 352 13 455, 352 13 505, 352 13 530, 352 13 540, 352 13 560, 352 13 665, 352 13 675, 352 13 750, 352 13 760, 352 13 790, 352 13 830, 352 14 020, 352 14 230, 352 14 375, 352 14 390, 352 14 395, 352 14 400, 352 14 750, 352 15 080, 352 15 085, 352 15 090, 352 15 095, 352 15 235, 352 15 295, 352 15 350, 352 15 385, UN12100R, UN24090R

Aplicação / Application: PERKINS, MERCEDES BENZ: 608 LD, 709 L, 710 L, 912 L, 913 L, 1112, 1114 L, 1215 L, 1322 L, 1517, 1521, 1526, 1615 L, 1620 L, 1630 L, 1935 L, 1938 L, O364, O371, O374, OF1214, OF1215, OF1315, OF1320, OH1114, OH1315, OH1316, OH1318, OH1319, OH1320, OH1419, OH1420, CUMMINS: Motor 6BTAA 5.9 / 6CTA 8.3 / B6BT 5.9 / BT 5.9, FIAT: Duna 1.6 / 1.7 Diesel, Elba 1.7 Diesel, Fiorino 1.4 / 1.5 / 1.6, Prêmio 1.7 Diesel, Regata 1.4 / 1.6 / 2.0, Strada 1.1 / 1.4, Tipo 1.1 / 1.4, Uno 1.6 / 1.7 Diesel, FORD: Cargo 1416 / 1722, F14000, Escort 1.8 AP / 2.0 AP, F100 V8, F150 V8, F1000, Falcon 3.0 / 3.6, Galaxy 1.6 AP / 1.8 AP / 2.0 AP, Taurus 2.0 / 2.3, Versailles, MASSEY FERGUSON: Tratores, RENAULT: Clio 1.6, Fuego 2.0 / 2.2, R9 1.4 / 1.6, R11 1.4 / 1.6, R12 1.4 / 1.6, R18 1.4 / 1.6 / 2.0 / 2.2, R21 2.0 / 2.2, Trafic 1.4 / 2.0 / 2.1 Diesel / 2.2, SCANIA: Ciminhões e ônibus diversos, VOLKSWAGEN: Quantum 1.8 AP / 2.0 AP, Santana 1.8 AP / 2.0 AP, Caminhões

Prestolite / Delphi **Equivalente / Replace**

UF - 2.210/2 2 escovas / brushes

Especificações / Features: 12 / 24V - Escova / Brush: 4,5 x 8 x 18,5 mm (L x A x C / W x H x L)



Equivalente / Replace: 352 13 406, K01455

Alternador / Alternator: 352 13 180, 352 13 400, 352 13 440, 352 13 445, 352 13 450, 352 13 580, 352 13 590, 352 13 650, 352 13 755, 352 13 925, 352 13 930, 352 14 310, 352 14 360, 352 14 430, 352 15 120, 352 15 405, 352 15 435, 352 13 685, 352 13 690, 352 13 725, 352 13 730, 352 14 305, M02409R 12V 55 > 90A, M02409R 24V 55 > 90A

Aplicação / Application: DEUTZ, PERKINS, RENAULT: Trafic 2.1 Diesel, Trafic C / Ar T 352, 6.354 Diesel, R18 2.0 / 2.2, R21 2.1, AGRALE: Trator 4100 / 4100.4 / 4230 / 4230.4, EL DETALLE: Ônibus diversos, FORD: Escort 1.6 CHT / Hobby 1.6, Falcon 2.4, Fiesta 1.4 / 1.8 Diesel, Pampa 1.6, JOHN DEERE: Colheitadeiras, MERCEDES BENZ: 1112, 1114, 1517, OH1316, OH1319, OH1419, OH1420, NEW HOLLAND:

Trator TM135 / TM150 / TM165 / TM180 / TS100 / TS110 / TS120, VALTRA: Tratores, VOLKSWAGEN: Gol 1.6 AE / CHT, Parati 1.6 CHT, Saveiro 1.6 AE / CHT, Voyage 1.6 AE / CHT

Prestolite / Delphi **Equivalente / Replace**

UF - 2.230/2 2 escovas / brushes

Especificações / Features: 12V - Escova / Brush: 4,5 x 6,4 x 14 mm (L x A x C / W x H x L)



Equivalente / Replace:


Alternador / Alternator: AGRALE: 6025 001 175 00 0, PRESTOLITE: AVE 2119E, CUMMINS: 5263830, 5263797

Aplicação / Application: AGRALE: Volare V8, CUMMINS: Caminhões

Diversos Equivalente / Replace

UF - 6.605/4 4 escovas / brushes

Especificações / Features: **12V** - Escova / Brush: 7 x 8 x 17 mm (L x A x C / W x H x L)



s/ Supressor ruído / Without noise suppressor

Equivalente / Replace: _____

Motor / Motor: _____


Aplicação / Application: **RENAULT:** Scénic, Kangoo, 9 A 19, **PEUGEOT:** 405, 306, 205, **FIAT:** Palio, Siena, Uno, Duna, **FORD:** Fiesta, Escort, Sierra, Focus

Porta Escovas Para Sistema Elétrico De Arrefecimento / Brush Holder For Cooling Eletric Car System

Diversos Equivalente / Replace

UF - 6.606/4 4 escovas / brushes

Especificações / Features: **12V** - Escova / Brush: 7 x 8 x 17 mm (L x A x C / W x H x L)



Supressor ruído / With noise suppressor

Equivalente / Replace: _____

Motor / Motor: _____

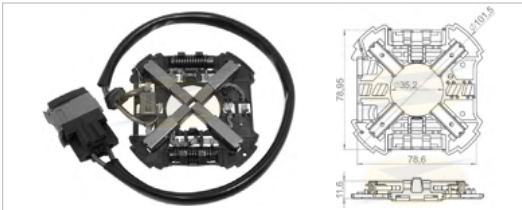
Aplicação / Application: **RENAULT:** Scénic, Kangoo, 9 A 19, **PEUGEOT:** 405, 306, 205, **FIAT:** Palio, Siena, Uno, Tempra, Tipo, Duna, **FORD:** Fiesta, Escort, Sierra, Focus 1.8l, **CHEVROLETO-GM:** Meriva

Porta Escovas Para Sistema Elétrico De Arrefecimento / Brush Holder For Cooling Eletric Car System

Diversos Equivalente / Replace

UF - 6.607/4 4 escovas / brushes

Especificações / Features: **12V** - Escova / Brush: 7 x 8 x 17 mm (L x A x C / W x H x L)



Equivalente / Replace: _____

Motor / Motor: _____

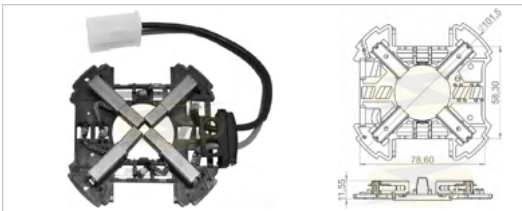
Aplicação / Application: **RENAULT, PEUGEOT, FIAT, FORD**

Porta Escovas Para Sistema Elétrico De Arrefecimento / Brush Holder For Cooling Eletric Car System

Diversos Equivalente / Replace

UF - 6.608/4 4 escovas / brushes

Especificações / Features: **12V** - Escova / Brush: 7 x 8 x 17 mm (L x A x C / W x H x L)



Equivalente / Replace: _____

Motor / Motor: _____


Aplicação / Application: **RENAULT:** 19

Porta Escovas Para Sistema Elétrico De Arrefecimento / Brush Holder For Cooling Eletric Car System

Diversos Equivalente / Replace

UF - 6.609/4 4 escovas / brushes

Especificações / Features: **12V** - Escova / Brush: 7 x 8 x 17 mm (L x A x C / W x H x L)



Equivalente / Replace: _____

Motor / Motor: _____

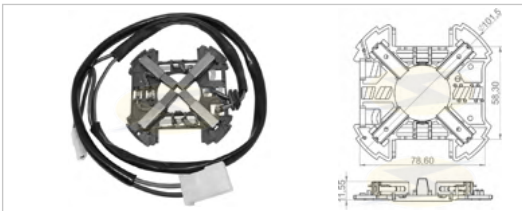
Aplicação / Application: **FIAT:** Palio

Porta escovas para sistema elétrico de arrefecimento / brush holder for cooling eletric car system

Diversos Equivalente / Replace

UF - 6.610/4 4 escovas / brushes

Especificações / Features: **12V** - Escova / Brush: 7 x 8 x 17 mm (L x A x C / W x H x L)



Equivalente / Replace: _____

Motor / Motor: _____


Aplicação / Application: **FIAT:** Uno (Diesel), Duna (Gasolina)

Porta escovas para sistema elétrico de arrefecimento / brush holder for cooling eletric car system

Diversos Equivalente / Replace

UF - 6.611/4 4 escovas / brushes

Especificações / Features: 12V - Escova / Brush: 7 x 8 x 17 mm (L x A x C / W x H x L)



Equivalente / Replace:

Motor / Motor:

Aplicação / Application: PEUGEOT: 405

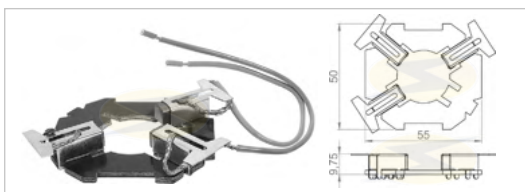
Porta escovas para sistema elétrico de arrefecimento / brush holder for cooling electric car system

Porta Escovas | Para Limpadores de Para Brisa
Brush holders for Windshield Wiper

Bosch Equivalente / Replace

UF - 6.601/3 3 escovas / brushes

Especificações / Features: 12V - Tipo / Type: CHP - Escova / Brush: 6,3 x 6,3 x 12 mm



(L x A x C / W x H x L)

Equivalente / Replace: 9 390 082 022


Aplicação / Application: MERCEDES-BENZ, SCANIA, CHEVROLET - GM: Chevette, Monza, FIAT: 147, VOLKSWAGEN: Fusca 1300 / 1500 / 1600, Gol, Santana, Saveiro, Voyage

Porta Escovas Para Limpador De Parabrisas / Brush Holders For Windshield Wiper

Bosch Equivalente / Replace

UF - 6.602/3 3 escovas / brushes

Especificações / Features: 12V - Escova / Brush: 4,5 x 6 x 10,5 mm (L x A x C / W x H x L)



Equivalente / Replace:

Partida / Starter: 9 390 082 018, 9 390 083 018

Aplicação / Application: CHEVROLET-GM, FORD, VOLKSWAGEN, FIAT: Uno

Porta Escovas Para Limpador De Parabrisas / Brush Holders For Windshield Wiper

Delco Equivalente / Replace

UF - 6.603/3 3 escovas / brushes

Especificações / Features: 12V - Escova / Brush: 5 x 5 x 11,5 mm (L x A x C / W x H x L)



Equivalente / Replace:

Aplicação / Application: CHEVROLET-GM: D-20, Monza, Opala

Porta Escovas Para Limpador De Parabrisas / Brush Holders For Windshield Wiper

Porta Escovas | Para Direção Elétrica
Brush holders for Electric Power Steering Wheel Pump

Valeo Equivalente / Replace

UF - 6.612/4 4 escovas / brushes

Especificações / Features: 12V - Escova / Brush: 6 x 12,5 x 20 mm (L x A x C / W x H x L)



Equivalente / Replace: 7701470783

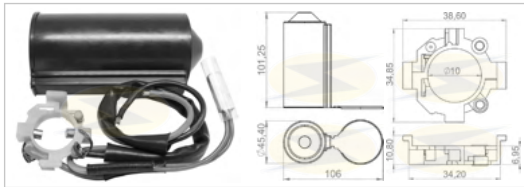
Motor / Motor: Direção Elétrica / Electric Power Steering Wheel Pump

Aplicação / Application: CITROEN: Saxo, PEUGEOT: 106, RENAULT: Scenic, Clio 1.5 Dci (2001), Clio 1.9d (1998), Kangoo 1.5 Dci (2001), Kangoo 1.9d (1999)

Mabuchi/Carto Equivalente / Replace

UF - 6.604/2 2 escovas / brushes

Especificações / Features: **12V**



Equivalente / Replace:

Aplicação / Application: **UNIVERSAL:** Para Lado Direito Ou Esquerdo, Com E Sem Conector / Right Or Left Side, With And Without Connector

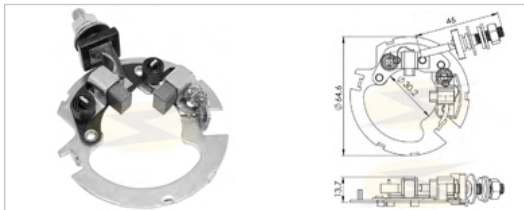
Porta Escovas Para Levantador De Vidro / Brush Holder For Window Lift Motor

Porta Escovas | Para Motor de Partida - Motos
Brush holders for Starters - Motorcycle

Honda Equivalente / Replace

UF - 9.901/2 2 escovas / brushes

Especificações / Features: **12V** - Escova / Brush: 6 x 10 x 13,5 mm (L x A x C / W x H x L)



Equivalente / Replace: 31206


Partida / Starter: 901QTY1M9T11

Aplicação / Application: **HONDA:** AX 250, CB 750, CBF 250, CBR 600, CBX 250, CLR 125, CN 250, CRF 230, FES 125, FES 250, FL 400R, NES 125, NSS 250, NX 125, NX 250, NX 350, NX 400, NXR 125, NXR 150, PES 125, SES 125, SH 125, TRX 200, TRX 300, TRX 350, TRX 400, TRX 450, VF 750, VFR 750, XLR 125, XR 125, XR 250, CBX AERO 150, CBX 200, CG TITAN 125, NX 150, NX 200, SAHARA 350, XR 200

Honda / Yamaha Equivalente / Replace

UF - 9.902/4 4 escovas / brushes

Especificações / Features: **12V** - Escova / Brush: 5 x 10 x 12,5 mm (L x A x C / W x H x L)



Base 1mm menor que UF-9.904/4 / Base 1mm smaller than UF-9.904/4

Equivalente / Replace: 31206 MMS 008, IVJ 81844 000, **YAMAHA:** 6M6-81840-10

Partida / Starter: 31200MJO006, ZUG 8184000

Aplicação / Application: **HONDA:** CBX 750 - Reparo 31201 Icg7 000, **YAMAHA:** Teneré 1 Farol - Rep. 3 Aj 81801 00, Xv 250 - Virago, Ybr, Jet-Ski / Water Craft (Toda Linha / All Line Wave Runner)

Yamaha Equivalente / Replace

UF - 9.903/2 2 escovas / brushes

Especificações / Features: **12V** - Escova / Brush: 6 x 9,5 x 10 mm (L x A x C / W x H x L)



Equivalente / Replace:

Partida / Starter:

Aplicação / Application: **YAMAHA:** Ybr

Kawasaki Equivalente / Replace

UF - 9.904/4 4 escovas / brushes

Especificações / Features: **12V** - Escova / Brush: 5 x 10 x 12,5 mm (L x A x C / W x H x L)



Base 1mm maior que UF-9.902/4 / Base 1mm bigger than UF-9.902/4

Equivalente / Replace:

Partida / Starter:

Aplicação / Application: **KAWASAKI:** Jet-Ski / Water Craft, Moto 900 / 1100 Cc, **YAMAHA:** Xt 600, **HONDA:** Shadow

Honda Equivalente / Replace

UF - 9.905/2 2 escovas / brushes

Especificações / Features: **12V** - Escova / Brush: 6 x 7,5 x 8 mm (L x A x C / W x H x L)



Equivalente / Replace: 31206 KPH 881

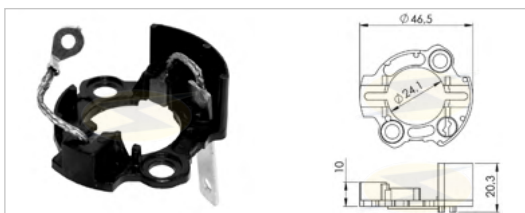
Partida / Starter: 31200 KRM 851, 31200 KPT A01, 31200 KSS C01

Aplicação / Application: **HONDA**: CG 160 Fan esdi (2016-2019), CG 160 Titan ex/cargo/start (2016-2019), CG 150 Titan es/esd/sport (2004-2008), CG 150 Fan esi/esdi (2010-2013), CG 150 Titan esdi/ex mix/ex flex (2009-2015), CG 125i Fan (2016-2018), CG 125 Fan es/esd (2009-2015), Biz 125 es/ex flex (2011-2018), NXR 125 Bros es (2013-2015), NXR 150 Bros es mix/esd mix (2009-2010), NXR 150 es/esd (2006-2009), NXR 160 Bros flex/esd flexone/esdd flexone (2016-2019)

Honda Equivalente / Replace

UF - 9.906/2 2 escovas / brushes

Especificações / Features: **12V** - Escova / Brush: 6 x 7,5 x 8 mm (L x A x C / W x H x L)



Equivalente / Replace:

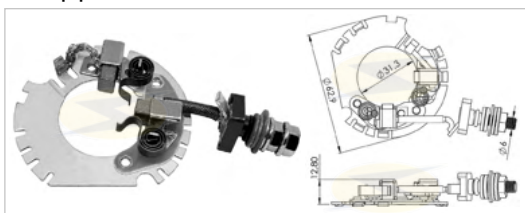
Partida / Starter:

Aplicação / Application: **HONDA**: Biz 100

Nippondenso Equivalente / Replace

UF - 9.907/2 2 escovas / brushes

Especificações / Features: **12V** - Escova / Brush: 6 x 9 x 12 mm (L x A x C / W x H x L)



Equivalente / Replace: 028510 0632, 028510 5270

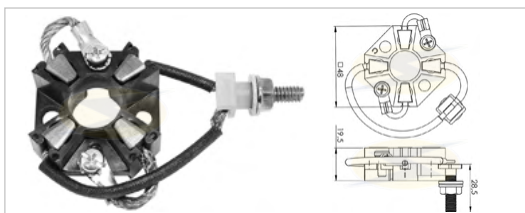
Partida / Starter: 1280002950, 1280004860, 1280004863, 028000 9281, 028000 8410, 128000 2760, 128000 4242, 128000 4630, 128000 4861, 128000 5142, 228000 2780, 228000 4550, 228000 4560, ZX1200 B1, ZX600 E10, ZX1200 B2, ZR1000 A1, ZX600 E11, ZX600 E12, ZX600 E13, ZR1000 A6F, ZR750 K6F, R1000 B7F, ZR1000 B8F, ZX1200 B3, ZR1000 A2, ZX1200 B4, ZR1000 A3, ZR750 K1

Aplicação / Application: **HONDA**: Motor GXV270 / GXV340 / GXV390, **BOMBARDIER SEA-DOO**: Jet Ski / Water Craft, **KAWASAKI**

Diversos Equivalente / Replace

UF - 9.908/4 4 escovas / brushes

Especificações / Features: **12V** - Escova / Brush: 4/8 x 10 x 13 mm (L x A x C / W x H x L)

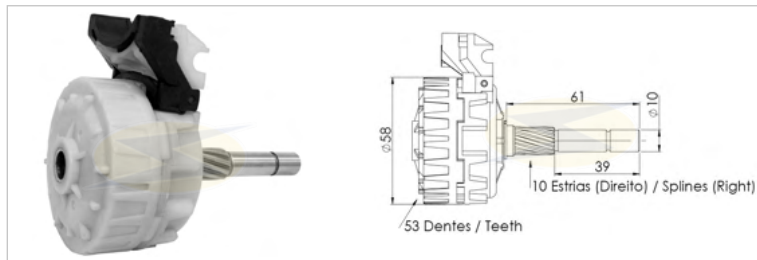


Equivalente / Replace:

Partida / Starter: 420888995

Aplicação / Application: **SEA-DOO / BOMBARDIER**: Jet-Ski / Watercraft, Api Marine, **ARCO, MALLORY**: 915027, **MERCURY MARINE, REMY SMALL MOTOR**: Rs41040, **SIERRA MARINE**: 18-5610, **SPIDER MARINE**: 5736, **UNITED TECHNOLOGIES, MERCURY / YAMAHA / MARINER**: Motores De Popa / Outboard Motors (25-300hp)

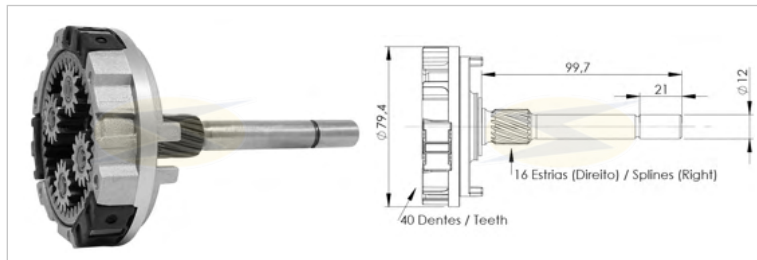
Bosch Equivalente / Replace



UF-11.002 Tipo / Type:

Equivalente / Replace: 1 006 200 002
Partida / Starter: F 000 C60 004, F 000 C60 005, 0 001 192 091, 0 001 192 622
Aplicação / Application: **FIAT:** Doblo 1.3 MPI 16V (2001-2006), Fiorino Furgao 1.3 (2003-2013), Idea 1.4 Flex (2005-2010), Palio 1.0 (2000-2011), Palio 1.2 (2003-2008), Palio 1.3 (2000-2005), Palio 1.4 (2005-2008), Palio Fire 1.0 (2002-2009), Palio Fire Economy 1 (2010-2014), Palio Weekend 1.0 / 1.3 (2000-2005), Palio Weekend 1.4 (2005-2010), Punto 1.4 Flex (2007-2010), Siena 1.0 / 1.2 / 1.3 / 1.4 (2002-2012), Strada 1.3 MPI 8V (2002-2005), Strada 1.4 MPI 8V FI (2005-2008), Strada Fire 1.4 MPI (2006-2012), Uno Furgoneta 1.3 MP (2004-2013), Uno Furgoneta 1.3 MP (2001-2008), Uno Mille Economy 1 (2009-2013), Palio 1.4 Flex (2011-2015), Grand Siena 1.4 Flex (2012->), **CHEVROLET-GM:** Onix 1.0 Turbo (2019->), Tracker 1.0 Turbo (2019->)
Reparo da planetária / Repair for Planetary: **R-0170, R-0171**

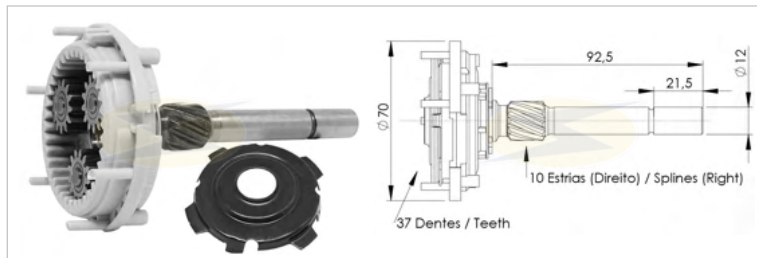
Bosch Equivalente / Replace



UF-11.003 Tipo / Type: EV

Equivalente / Replace: 6 033 AD0 053
Partida / Starter: 0 001 223 001, 0 001 223 009, 0 001 223 010, 0 001 223 013, 0 001 223 008, 0 001 223 014
Aplicação / Application: **FORD:** F-250 6cc Mwm 6.07 Tca (1999->), **IVECO:** Daily 12 8140 (1997->), **PEUGEOT:** Jumper, Boxer 2.5 Diesel Turbo, Boxer 2.8 D / Intercooler / Turbo / HDi, **CITROEN:** Jumper 2.8 / HDi / T, **FIAT:** Ducato 2.8 D / Turbo Intercooler, Ducato Cargo 2.3 / 2.8 D / 2.8 D Turbo, Ducato Maxi Cargo 2.3, Ducato 10 2.8 Td / Td Egr (1997->2002),
Reparo da planetária / Repair for Planetary: **R-0106, R-0107, R-0128**

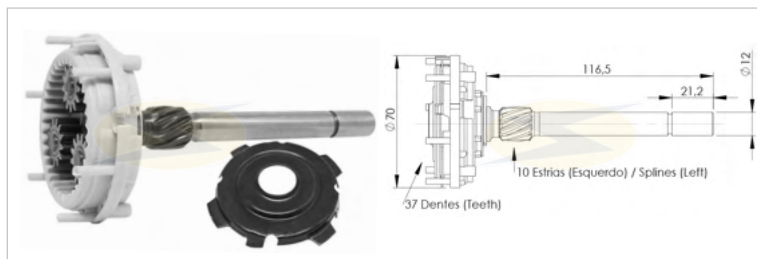
Bosch Equivalente / Replace



UF-11.010 Tipo / Type: DW

Equivalente / Replace: 1 006 200 110, 1 006 200 042
Partida / Starter: 0 001 107 009, 0 001 107 015, 9 000 081 004, 0 001 107 012, 0 001 107 034, 0 001 107 060, F 000 AL0 116, 0 001 107 013
Aplicação / Application: **ALFA ROMEO:** Alfa 145-1.6ie, **CHEVROLET - GM:** Astra, Blazer, Ipanema, Kadett, Monza, Omega, Vectra, Zafira, Evanda, Lacetti, Leganza, Nubira, Rezzo, Tacuma, Espero, **OPEL:** Astra, Calibra, Omega, Vectra, **AUDI, SKODA, VW:** Passat, **SAAB, LOMBARDINI, RUGGERINI**
Reparo da planetária / Repair for Planetary: **R-0056, R-0080, R-0133**

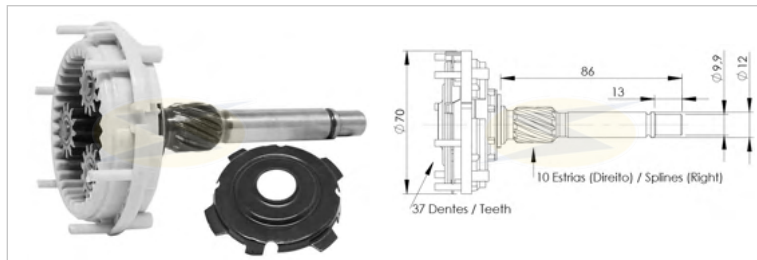
Bosch Equivalente / Replace



UF-11.015 Tipo / Type: DW

Equivalente / Replace: F 000 AL1 015
Partida / Starter: 9 000 081 001, 9 000 081 002, F 000 AL0 125
Aplicação / Application: **FORD:** Escort 1.6i / 1.8i / 2.0i / 1.6 / 1.8 / 2.0 / 2.0i XR3, Escort Hobby 1.0 / 1.6, Verona 1.6 / 1.8 / 2.0 / 1.8i / 2.0i, **SEAT:** Inca 1.6 Efi, **VOLKSWAGEM:** Logus 1.6 / 1.8 / 2.0 / I / Mi / Pointer 1.8 / 2.0 / I / Mi / Van 1.6 Mi, Polo Classic 1.6 Mi / 1.8 Mi
Reparo da planetária / Repair for Planetary: **R-0056, R-0080, R-0133**

Bosch Equivalente / Replace

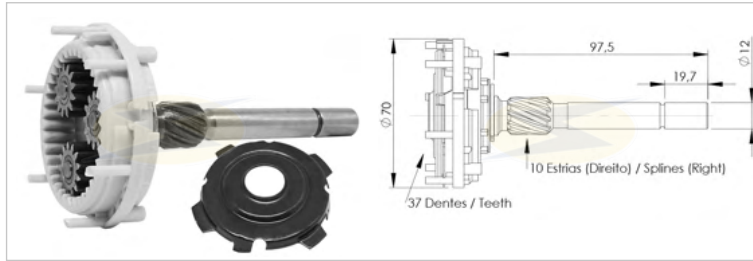


UF-11.018 Tipo / Type: DW

Equivalente / Replace: 1 006 200 123, 1 006 200 018, 1 006 200 022, 1 006 200 131, 1 006 200 056, 1 006 200 010, 1 006 200 005, 1 006 200 001
Partida / Starter: 0 001 108 026, 0 001 108 048, 0 001 108 136, 0 001 108 146, 0 001 108 154, 0 001 108 159, 0 001 109 040, F 005 M00 012, F 005 M00 014, 0 001 108 019, 0 001 108 020, 0 001 108 022, 0 001 108 023, 0 001 108 025, 0 001 108 027, 0 001 108 028, 0 001 108 029, 0 001 108 030, 0 001 108 031, 0 001 108 033, 0 001 108 035, 0 001 108 037, 0 001 108 038, 0 001 108 039, 0 001 108 040, 0 001 108 043, 0 001 108 044, 0 001 108 047, 0 001 108 051, 0 001 108 052, 0 001 108 053, 0 001 108 056, 0 001 108 061, 0 001 108 062, 0 001 108 071, 0 001 108 072, 0 001 108 073, 0 001 108 075, 0 001 108 081, 0 001 108 082, 0 001 108 084, 0 001 108 085, 0 001 108 086, 0 001 108 091, 0 001 108 092, 0 001 108 093, 0 001 108 098, 0 001 108 109, 0 001 108 111, 0 001 108 116, 0 001 108 117, 0 001 108 126, 0 001 108 129, 0 001 108 137, 0 001 108 144, 0 001 108 151, 0 001 108 152, 0 001 108 158, 0 001 108 225, 0 001 111 003, F 000 AL0 124, **FIAT:** 46414831, 60512847, 60655876, 60813460, 60814706


Aplicação / Application: **AUDI:** 100 - 2.2 / 200 - 2.2 Turbo **CITROËN:** Berlingo, Xantia, Xm, Xsara, Zx, **PEUGEOT:** 306, 405, 605, 806, Partner **ALFA ROMEO:** Alfa 155 2.0ts, 156 2.5 24V / SW 2.5 24V, 164 3.0 V6 12V / 3.0i.e, 166 3.0 V6 24V, Spider 3.0 V6 12V, **FIAT:** Croma 2.0ie / 16v / Turbo **JEEP:** Cherokee 2.5i, **LAND ROVER:** Range Rover I / II, **HOLDEN:** Calais 5.0, Caprice 5.0, Statesman 5.0, **CHEVROLET-GM:** Omega Importado (Australia) 3.8 / V6, **SAAB:** 9000 2.3 CD Turbo S / 2.3 Turbo 16V
Reparo da planetária / Repair for Planetary: **R-0056, R-0080, R-0133**

Bosch Equivalente / Replace



UF - 11.019

Tipo / Type: DW



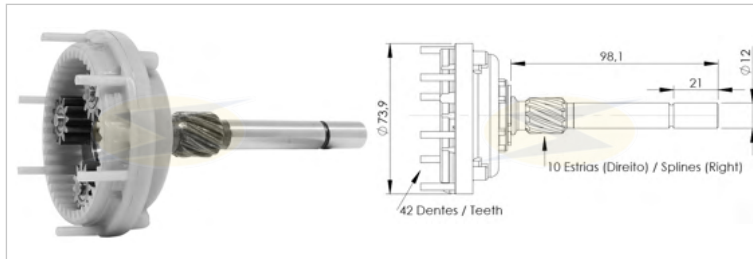
Equivalente / Replace: F 000 AL1 019

Partida / Starter: 9 000 081 006, 9 000 081 007

Aplicação / Application: **FORD:** Royale 1.8i / 2.0 / 2.0i, Versailles 1.8i / 2.0 / 2.0i, **VOLKSWAGEN:** Gol I 1.8 / 2.0 GTi, Gol II 1.8 Mi / 1.8i / 2.0 Mi / 2.0i, Gol III 1.8 Mi / 2.0 Mi, Parati I 1.6 / 1.8, Parati II 1.8 Mi / 1.8i / 2.0 Mi / 2.0i, Parati III 1.8 Mi / 2.0 Mi, Quantum 1.8 Mi / 1.8i / 2.0 Mi / 2.0i, Santana 1.8 Mi / 1.8i / 2.0 Mi / 2.0i, Saveiro I 1.8 / 1.8 Mi, Saveiro II 1.6 Mi / 1.8 Mi / 2.0 Mi, Saveiro III 1.6 Mi / 1.8 Mi / 2.0 Mi, Voyage 1.8 / 1.8 Special

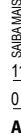
Reparo da planetária / Repair for Planetary: **R-0056, R-0080, R-0133**

Bosch Equivalente / Replace



UF - 11.025

Tipo / Type: DW



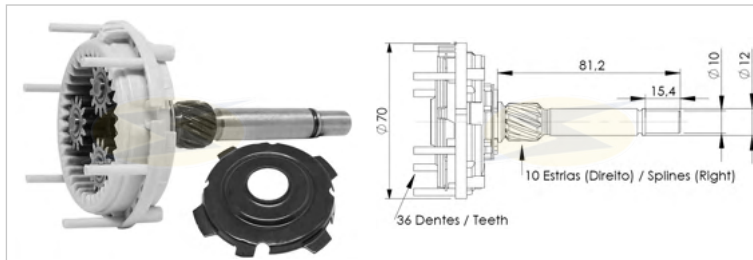
Equivalente / Replace: 1 006 200 015

Partida / Starter: 0 001 110 025, 0 001 109 009, 0 001 110 003, 0 001 110 005, 0 001 110 024, 0 001 110 042, 0 001 110 055, 0 001 110 082, 0 001 110 092, 0 001 110 102, 0 001 110 115, 0 001 110 124, 0 001 110 125

Aplicação / Application: **IVECO, LANCIA, FIAT:** Duna 1.7, Fiorino 1.7 Diesel / Td, Palio Td, Penny Van 1.7 Diesel, Punto 1.7 Diesel / Td, Regata 1.7 Diesel, Ritmo Diesel, Strada 1.7 Td, Tipo 1.7 Diesel, Uno 1.3 Diesel Super / 1.4 / 1.7, **SEAT:** Ibiza 1.7


Reparo da planetária / Repair for Planetary: **R-0122, R-0129**

Bosch Equivalente / Replace



UF - 11.029

Tipo / Type:



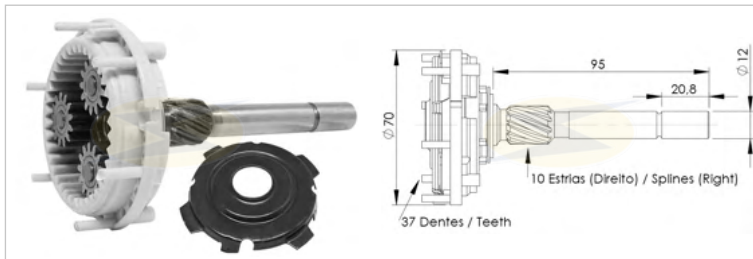
Equivalente / Replace: 2 337 1F4 029

Partida / Starter: 9 008 046 015

Aplicação / Application: **NISSAN**


Reparo da planetária / Repair for Planetary: **R-0060, R-0085, R-0133**

Bosch Equivalente / Replace



UF - 11.037

Tipo / Type: DW



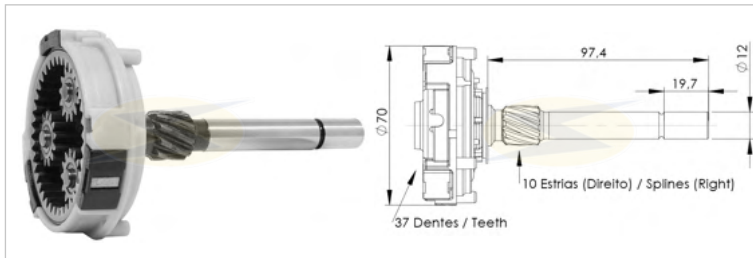
Equivalente / Replace: F 000 AL1 017, F 000 AL1 037

Partida / Starter: 9 000 081 005, 9 000 081 008, F 000 AL0 100

Aplicação / Application: **FIAT:** Tempra 2.0 / Mpi / Spi / 8v / 16v / Turbo, Palio 1.6 16v ; Palio Weekend 1.6 16v / Tempra Turbo 2.0 Mpi 8v


Reparo da planetária / Repair for Planetary: **R-0056, R-0080, R-0133**

Bosch Equivalente / Replace



UF - 11.039

Tipo / Type: DW



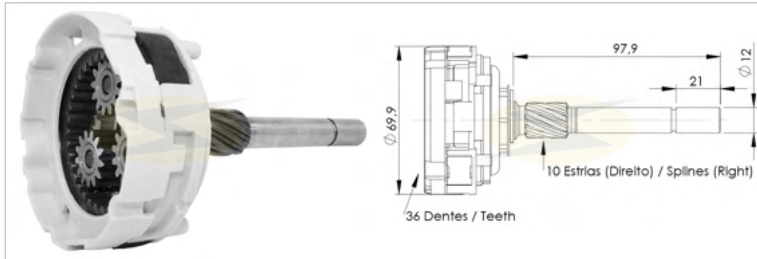
Equivalente / Replace: F 010 AL1 039

Partida / Starter: F 010 AL0 103, F 000 AL0 126

Aplicação / Application: **VOLKSWAGEN:** Transporter Diesel BE (81 - 89), Gol 1.6 D / IV 1.9 D, Kombi 1.6 D, Parati 1.6 D / III 1.8 Mi / III 1.9 D, Saveiro 1.6 D / III 1.9 D, Passat 1.6 D

Reparo da planetária / Repair for Planetary: **R-0125**

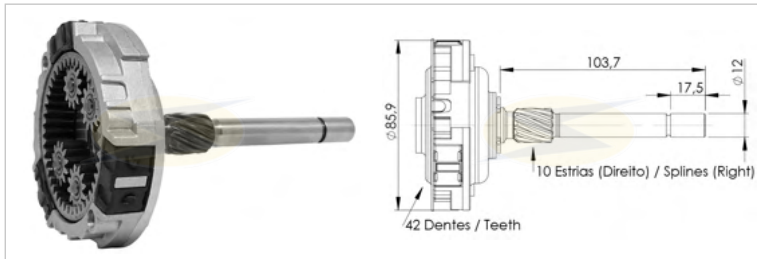
Bosch Equivalente / Replace



UF-11.047 Tipo / Type:

Equivalente / Replace: 1 106 200 047, 1 006 200 047, **CARGO:** 230167
Partida / Starter: 0 001 108 115, 0 001 108 145
Aplicação / Application: **BMW:** 316 1.6 G (1995-1997), 316 1.6 i (1988-1997), 318i 4 Cyl. 1.8L 1796cc (1991-1995), 318is 4 Cyl. 1.8L 1796cc 1991-1995, 318ti 4 Cyl. 1.8L 1796cc (1995), 320i 6 Cyl. 2.0L 1990cc 121cid (1992-1995), 325i 6 Cyl. 2.5L 2494cc 152cid (1992-1995), 325is 6 Cyl. 2.5L 2494cc 152cid (1992-1995), 328i 6 Cyl. 2.8L 2793cc (1996), 525i 6 Cyl. 2.5L 2494cc 152cid (1991-1995), 525iT 6 Cyl. 2.5L 2494cc 152cid (1993), M3 6 Cyl. 3.0L 2990cc (1994-1995)
Reparo da planetária / Repair for Planetary: **R-0061, R-0062**

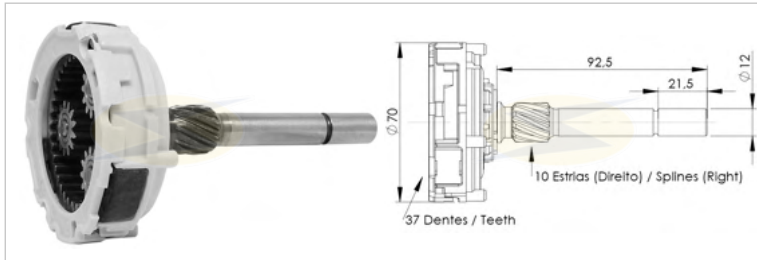
Bosch Equivalente / Replace



UF-11.056 Tipo / Type: EV

Equivalente / Replace: 9 001 337 056, 9 003 336 268, 1 006 200 050, 9 001 337 087
Partida / Starter: 0 001 218 108, 0 001 218 137, 0 001 218 165, 0 001 218 722, 9 000 331 419, 0 001 218 016, 0 001 218 021, 0 001 218 109, 0 001 218 110, 0 001 218 150, 0 001 218 156, 0 001 218 160, 0 001 219 007, 0 001 219 009, 0 001 219 013, 0 001 219 015
Aplicação / Application: **MERCEDES BENZ:** 250 D Turbo Diesel, 300 D Turbo, Classe S600 Sec. V12 / S 600 (Motor 120-982) 09.1996>08.1999, 600 Sel. (Motor 120.980) 04.1991>05.1993, S600 (Motor 120.980) 06.1993>09.1995. Série Mb 100d (Motor Om 616.963) 09.1991>01.1996, Mb 180d (Motor 616) 04.1994>, **SSANG YONG:** Musso 2.9 Diesel (Motor Om 662 D29) 07.1993>
Reparo da planetária / Repair for Planetary: **R-0109, R-0112, R-0123, R-0130**

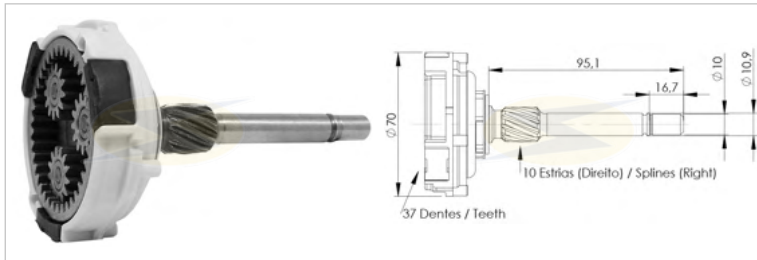
Bosch Equivalente / Replace



UF-11.058 Tipo / Type: DW

Equivalente / Replace: 1 006 200 058, 1 006 200 103
Partida / Starter: 0 001 107 045, 0 001 107 017, 0 001 107 018, 0 001 107 044,
CHEVROLET - GM: 90512189, 90518627
Aplicação / Application: **CHEVROLET-GM:** Calibra 2.0i 16v - 09/93 > 08/96, Astra 2.0i, 01/95 > 02/98, Astra Sedan 2.0i 16v - 02/99>07/01, Vectra 2.0 16v 04/96>11/97, Zafira 2.0 Sfi 16v 04/01>
Reparo da planetária / Repair for Planetary: **R-0055, R-0094, R-0125**

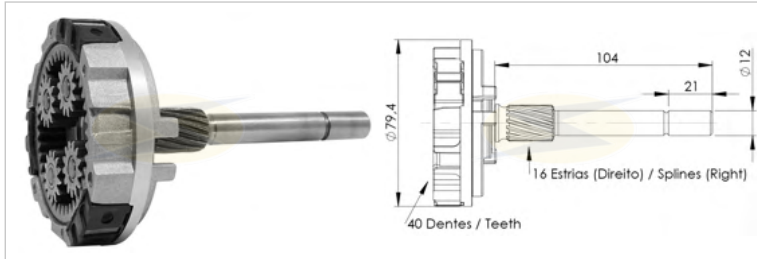
Bosch Equivalente / Replace



UF-11.059 Tipo / Type: DW

Equivalente / Replace: 1 006 200 059, 1 006 200 098
Partida / Starter: 0 001 108 123, 0 001 108 124, 0 001 108 134, 0 001 108 160, 0 001 108 995, 0 001 107 403
Aplicação / Application: **MERCEDES-BENZ:** C 180 / Tmodell/ 200 / 220 / 230, Clk 230 K.P, E 230, ML 230, SLK 230 K.R, 124-200e, **CHRYSLER:** Daytona 2.5i Turbo GS, Grand Voyager III 2.4, Grand Voyager IV 3.3 V6, LeBaron 2.2i / 2.2i Turbo / 2.5i / 2.5i Turbo / 2.5i / 3.3i / 3.8i AWD, Voyager II 3.3 V6, Voyager III 2.4 AWD / 2.4i GS, Dodge Dakota 2.5 D, Grand Caravan 2.5, Voyager 2.5/3.3 / 3.6, **DODGE:** Caravan III 2.4 / 3.3 / 3.8 AWD
Reparo da planetária / Repair for Planetary: **R-0061, R-0086**

Bosch Equivalente / Replace



UF-11.063 Tipo / Type: EV

Equivalente / Replace: 6 033 AD0 063
Partida / Starter: 0 001 223 002, 0 001 223 003, 0 001 223 007, 0 001 223 016, 0 001 223 021, 0 001 223 024, **IVECO:** 48498717, 500307724 504201467, 92901859
Aplicação / Application: **IVECO:** Daily 35 / 50 C / S (Motores / Engines 9 8140.63.4000 / 9 8140.63.4030 / 9 8140.63.4000 / 9 8140.63.4020 / S 9 8140.63.4030, 11 8140.43c / 13 8140.43s / 11 8140.43c / 13 8140.43s / 11 8140.43c / 13 8140.43s), **DEUTZ:** Motores Marítimos / Marine Engines Bf411011 (2.711-2.732cc), F211011 (1.4l-1366cc), F311011 (2.0l-2049cc), F411011 (2.7l-2732cc), **KHD:** Motores / Engines F211011 (1.4l-1366cc) 1995, F311011 (2.0l-2049cc) 1995, F411011 (2.7l-2732cc) 1995, **THOMAS EQUIPMENT:** Mini Carregadeiras / Skid Steers T243 Motor / Engine Deutz Bf4m1011f Dsl (1997-2000)
Reparo da planetária / Repair for Planetary: **R-0106, R-0107, R-0128**

Bosch Equivalente / Replace

UF-11.067

42 Dentes / Teeth

10 Estrias (Direito) / Splines (Right)

89,5

15,5

12

85,9

UF - 11.067 Tipo / Type: EV

SAIBAMAS Equivalente / Replace: 9 001 337 067, 9 001 336 285

Partida / Starter: 9 000 331 406, 9 000 331 411

Aplicação / Application: **CHEVROLET-GM:** Astra, Blazer, S10, Vectra - li(Sohc) 1.8/2.0/2.2 - 8v > 03/2001, **NISSAN:** Serena 2.0 D, Trade 2.3 D, Vanette 2.0 D

Reparo da planetária / Repair for Planetary: **R-0109, R-0110, R-0121, R-0123**

Bosch Equivalente / Replace

UF-11.073

42 Dentes / Teeth

10 Estrias (Esquerdo) / Splines (Left)

125,1

18,8

12

85,9

UF - 11.073 Tipo / Type: EV

SAIBAMAS Equivalente / Replace: 9 001 337 073, 9 003 336 265

Partida / Starter: 0 001 218 116, 0 001 218 117

Aplicação / Application: **VOLKSWAGEN:** Multivan 2.5, Transporter 1.9 TD / 2.5 / 2.5 TD / 2.5 TDi / 2.8 VR6, Transporter 2.4d, Syncro (90-94)

Reparo da planetária / Repair for Planetary: **R-0109, R-0110, R-0121, R-0123**

Bosch Equivalente / Replace

UF-11.079

37 Dentes / Teeth

10 Estrias (Direito) / Splines (Right)

82,3

15

12

70

UF - 11.079 Tipo / Type:

SAIBAMAS Equivalente / Replace: 1 006 200 929

Partida / Starter: 0 001 115 079, 0 001 115 078, 55832949, 51832949, 51 832 949 A 152

Aplicação / Application: **FIAT:** Ducato 2.3 Multijet, **PEUGEOT:** Boxer, **CITROEN:** Jumper Multijet Diesel 2010>

Reparo da planetária / Repair for Planetary: **R-0124, R-0125**

Bosch Equivalente / Replace

UF-11.090

40 Dentes / Teeth

10 Estrias (Direito) / Splines (Right)

129,3

24,1

12

79,4

UF - 11.090 Tipo / Type: EV

SAIBAMAS Equivalente / Replace: 6 033 AD0 090, 6 033 AD0 108

Partida / Starter: 0 001 223 505, 0 001 223 500, 0 001 223 501, 0 001 223 502, 0 001 223 503, 0 001 223 504

Aplicação / Application: **FORD:** F-250 / F-350 / F-4000 4cc CUMMINS 4BTAA (98->)

Reparo da planetária / Repair for Planetary: **R-0106, R-0107, R-0128**

Bosch Equivalente / Replace

UF-11.099

38 Dentes / Teeth

10 Estrias (Direito) / Splines (Right)

88,2

20,8

12

73,7

UF - 11.099 Tipo / Type:

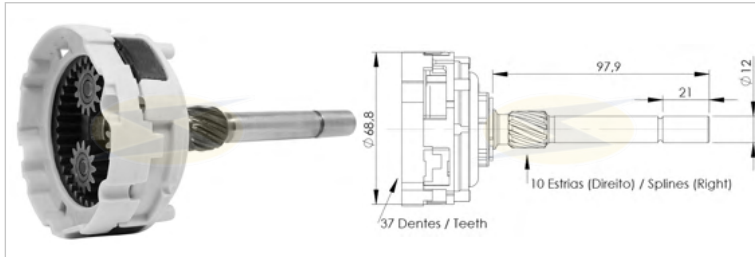
SAIBAMAS Equivalente / Replace: 1 006 200 099, 1 006 200 096, F 010 AL1 012, 1 006 200 154,

Partida / Starter: 0 001 110 112, F 002 G20 524, 0 001 109 025, 0 001 109 028, 0 001 109 030, 0 001 109 031, 0 001 109 033, 0 001 109 041, 0 001 109 042, 0 001 109 061, 0 001 109 200, 0 001 109 252, 0 001 109 253, 0 001 109 014, 0 001 109 018, 0 001 109 026, 0 001 109 036, 0 001 109 048, 0 001 109 204, 0 001 109 264, 0 001 109 267, 0 001 109 268, 0 001 109 269, 0 001 109 270, 0 001 109 340, 0 001 109 341

Aplicação / Application: **SSANGYONG:** Musso 3.2i, **MERCEDES-BENZ:** Classe C 36 AMG / 280, Classe E 280 / 320, Classe S 280 / 320, Classe SE 300, Classe SL 280 / 320, 140-Serie 300 SE, SL-Klasse [129] SL 320, E-Klasse [210] E 320, E-Klasse [124] T-Modell E 320 T / E 280 T, C-Klasse [202] C 36 AMG / C 280, 140-Serie 300 SE, **MAHINDRA:** Scorpio Pick-up 2.6 CRDe, Scorpio SUV 2.6 CRDe

LOMBARDINI, CHEVROLET, MAYBACH, FIAT: Linea, Brava, Bravo, Cromia, Doblo, Marea, Marengo, Multipla, Punto, Stilo, Strada, 500, Ducato, Scudo, Ulysse, Fiorino, Palio, **OPEL, BMW, LAND ROVER, LDV, LTI, VM:** Motores Diesel, **GAZ, RUGGERINI, FORD:** C-Max, Focus, Galaxy, Mondeo, S-Max, **VOLVO, CITROEN, HYUNDAI, LANCIA, PEUGEOT, SUZUKI, TALBOT, ALFA ROMEO**

Reparo da planetária / Repair for Planetary: **R-0075, R-0076, R-0079**

Bosch Equivalente / Replace


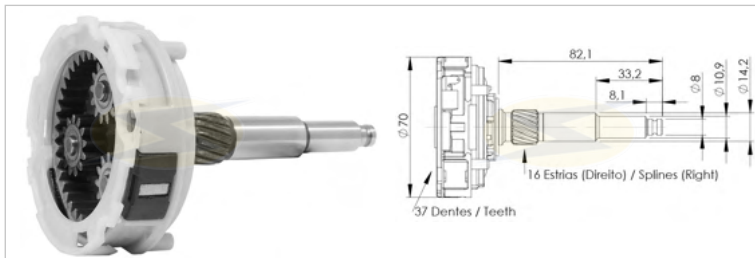
Escort 1.8i 16V XR3, Mondeo 1.8i / 2.0i, **RENAULT**: Clio2.0i Williams, Laguna 2.0 i, **FIAT**: Brava 1.9 ELX JTD, Fiorino Furção 1.7 Diesel, Marea 1.9 ELX JTD, Marea Weekend 1.9 ELX JTD, Palio 1.7 SX Turbo Diesel, Palio ELX Turbo Diesel, Palio EX Turbo Diesel, Palio Weekend ELX Turbo Diesel, Siena ELX Turbo Diesel, Siena EX Turbo Diesel, Stilo 1.9 JTD, Strada 1.7 Turbo Diesel - **Reparo da planetária / Repair for Planetary: R-0061, R-0062, R-0087**

UF - 11.104 Tipo / Type: DW

Equivalente / Replace: 1 006 200 104, 1 006 200 134, 1 006 200 903, 1 006 200 049, 1 006 200 048, 1 006 200 017

Partida / Starter: 0 001 107 048, 0 001 108 064, 0 001 108 080, 0 001 108 088, 0 001 108 101, 0 001 108 102, 0 001 108 113, 0 001 108 121, 0 001 108 143, BOSCH: 0 001 108 003, **BMW**: 12411720642, 12411726504, **MERCEDES BENZ**: 0031512801

Aplicação / Application: **MERCEDES-BENZ**: E 190 2.3, 124 - 230 E, **BMW**: 325 i, 525 i, **CHEVROLET-GM**: Omega 3.0i/4.0i, Suprema 3.0i/4.0i, Omega 3.0 MPFi, Omega Suprema 3.0 MPFi, C20, Silverado 4.1, **OPEL**: Omega 2.4 i / 2.6 i / 3.0 i / Evolution 500 / 3.6i, **VOLVO**: 740 2.0 Injection, 940 2.3turbo, 960 2.3 Turbo Interc, **AUDI**: 80 2.2 RS2, 80 2.6 / 2.8, 80 2.2 Quattro S2, 80 quattro 2.6, 100 2.8, A6 2.6 / 2.8, S4 2.2, S6 2.2 T, S6 2.2 T, **FORD**: Escort 1.6i 16v / Cabrio / Turnier / Xr3i, Escort 1.6i 16V XR3i, Escort 1.8i 16V,

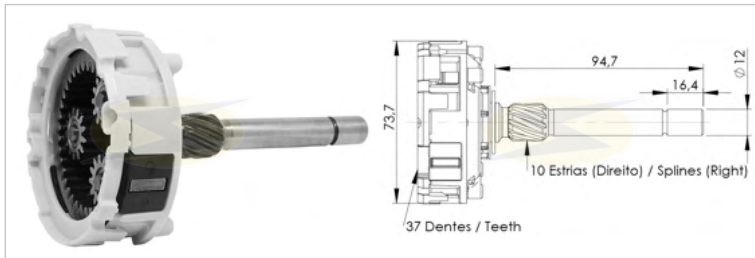
Bosch Equivalente / Replace

UF - 11.108 Tipo / Type:

Equivalente / Replace: 1 006 200 108

Partida / Starter: 0 001 121 001, 0 001 121 002, **VOLKSWAGEN**: 001911023

Aplicação / Application: **SEAT**: Arosa 1.4, Cordoba 1.4 16V, Ibiza 1.4 16V, Inca 1.6 i, **SKODA**: Fabia 1.4 16V, **VOLKSWAGEN**: Lupo 1.4, Polo 1.4, Polo 1.4 16V, Polo 1.6, Polo 1.6 GTI 16V

Reparo da planetária / Repair for Planetary: R-0125

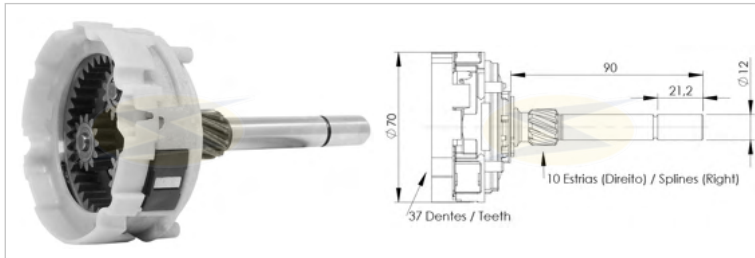
Bosch Equivalente / Replace

UF - 11.111 Tipo / Type: LT

Equivalente / Replace: F 000 AL1 974

Partida / Starter: F 000 AL0 111, F 000 AL0 130, **TOYOTA**: 281000L072

Aplicação / Application: **TOYOTA**: Hilux / SW4 D4D 2.5/ 2.8/ 3.0 Diesel (2006->), **FORD**: F-250

Reparo da planetária / Repair for Planetary: R-0075, R-0078, R-0079

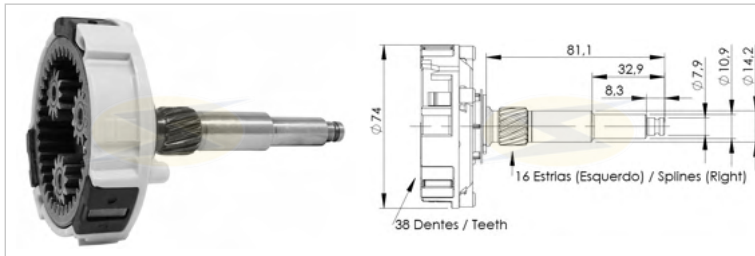
Bosch Equivalente / Replace

UF - 11.116 Tipo / Type:

Equivalente / Replace: 1 006 200 116, 1 006 200 114

Partida / Starter: 0 001 108 166, 0 001 108 189, 0 001 110 100, 0 001 110 113, 0 001 110 039, 0 001 108 173, 0 001 108 174, 0 001 108 175, 0 001 107 054, 0 001 107 055, 0 001 107 067, 0 001 107 068, 0 001 107 069, 0 001 107 073, 0 001 107 074, 0 001 107 076, **VW**: 053911023A, 053911023B, 058911023B, 06B911023, **VOLVO**: 8602104, 8502085, 8602103, 8602104

Aplicação / Application: **RENAULT**: Safrane 1.9 / 2.5 (1996-2000), **VOLVO**: S70 2.0 / 2.3 / 2.4 / 2.5, 850 2.0 / 2.3 / 2.5, C70 2.0 / 2.3 / 2.4 / 2.5, S40 1.6 / 1.8 / 1.9 / 2.0, S60 2.0 / 2.3 / 2.4 / 2.5, S80 2.0 / 2.4 / 2.5, V40 1.6 / 1.8 / 1.9 / 2.0, V70 2.0 / 2.3 / 2.4 / 2.5, XC70 2.4 / 2.5, XC90 2.5 Turbo (2002->), **AUDI**: A4 2.4 / 2.6 / 2.7 / 2.8 / 3.0, A6 2.4 / 2.6 / 2.7 / 2.8 / 3.0, A8 2.8 / 3.0, Allroad 2.7 / 4.2, S4 2.7 Turbo (2000-2002), RS4 2.7, S4 2.7, A6 4.2 Quattro / Avant, A8 4.2 Quattro, RS6 4.2 Quattro / Avant, S6 4.2 Quattro / Plus, S8

4.2 Quattro, **SKODA**: Superb 2.8 V6 (2001->), **VOLKSWAGEN**: Passat 2.8 (1996-2002), Passat 2.8 4-Motion (1999-2005), Passat 2.8 Syncro 4-Motion (1996-2000) - **Reparo da planetária / Repair for Planetary: R-0124, R-0125**

Bosch Equivalente / Replace

UF - 11.117 Tipo / Type:

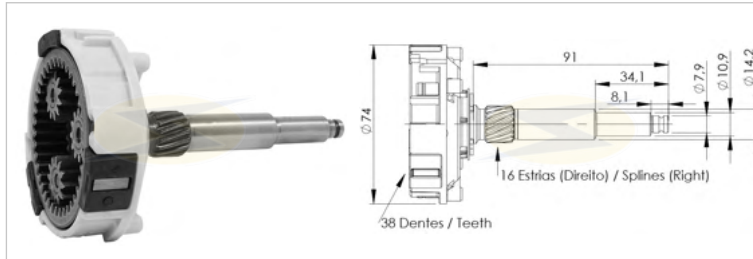
Equivalente / Replace: 1 006 200 117, 2 2363 0

Partida / Starter: 0 001 125 001, 0 001 125 002, 0 001 125 005, 0 001 125 006, 0 001 125 007, 0 001 125 008, 0 001 125 009, 0 001 125 010, 0 001 125 012, 0 001 125 013, 0 001 125 021, 0 001 125 022, 0 001 125 031, 0 001 125 032, 0 001 125 035, 0 001 125 036, 0 001 125 042, 0 001 125 043, 0 001 125 051, 0 001 125 052, **FORD**: 1M2111000AA, **MERCEDES BENZ**: 0041518701, **VOLKSWAGEN**: 020911012P, 020911023D, 020911023H, 020911023P, 020911023X, 02A911023R, 02A911024D, 02B911023D, 02T911023D, 02T911023H, 97VW11000BA, 97VW11000GA

Aplicação / Application: **AUDI**: A2, A3, S3 1.9 Tdi, **FORD**: Galaxy 1.9 / 2.0 / 2.3 / 2.8 Tdi / V6, **SEAT**: Alhambra, Cordoba, Ibiza li, Leon, Toledo 1.7d/ 1.9d/ Td/ Sdi/ V5, **SKODA**: Fabia, Octavia 1.4tdi/ 1.9 Sdi / Tdi, Tdi, **MB**: V280, **VOLKSWAGEN**: Bora, Candyii, Cabrio, Corrado, Eurovan, Golf, Jetta, New Beetle, Passat, Polo, Sharan -

Motores / Engines 1.4/ 1.5d/ 1.6d/ 1.8gti / 1.9 Sdi / Tdi / V5 / V6 / 2.8 V6 / 2.9 V6, Transporter 1.2/ 1.5 / 1.6 / 1.9td / 2.4d / 2.5 / 2.5 Syncro / Tdi / 2.8 V6, Vento 1.9d / Sdi / Td / Tdi / V6 - **Reparo da planetária / Repair for Planetary: R-0079, R-0108**

Bosch Equivalente / Replace



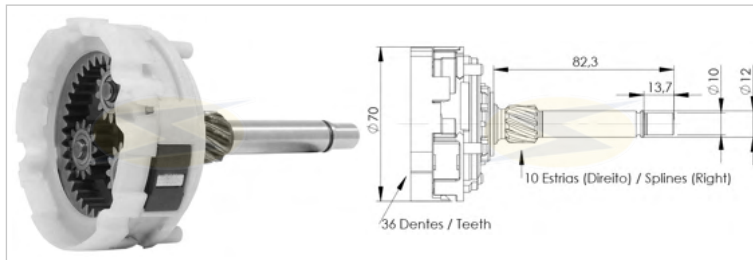
V5 (2000->), Passat 2.8 VR6 (1991-1997), Passat 2.9 VR6 Syncro (1994-1997), Sharan 2.8 VR6 (1995-2000), Sharan 2.8 VR6 Syncro (1996-2000), Vento 2.8 VR6 (1992-1997), Jetta IV 2.3 i (1999-2001), **FORD**: Galaxy 2.8 i (1995-2000), Galaxy 2.8 i 4x4 (1996-2000) - **Reparo da planetária / Repair for Planetary: R-0079, R-0108**

UF - 11.118

Tipo / Type:

Equivalente / Replace: 1 006 200 118, 2 2364 0, 1 006 200 109, 1 006 200 100
Partida / Starter: **BOSCH:** 0 001 124 007, 0 001 124 008, 0 001 124 011, 0 001 124 012, 0 001 124 022, 0 001 124 023, 0 001 124 024, 0 001 124 025, 0 001 125 003, 0 001 125 004, 0 001 125 009, 0 001 125 010, 0 001 125 039, 0 001 125 040, 0 001 125 617, 0 001 125 618 **VOLKSWAGEN:** 085911023A
Aplicação / Application: **AUDI:** A2 1.2 TDi (2003->), **SEAT:** Arosa 1.7 SDi (1997-2003), Ibiza 1.7 SDi (1997-1999), Cordoba 1.9 TDi (1996-2002), Ibiza 1.9 TDi (1996-1999), Toledo 2.3 V5 (1998-2006), **VW:** Lupo 1.2 TDi 3L (2000-2005), Lupo 1.7 SDi (1998-2005), Polo 1.6 GTi 16V (1997-1999), Polo 1.7 SDi (1997-2001), Polo 1.9 Diesel (1994-2001), Polo 1.9 SDi (1999-2001), Bora 2.3 V5 (1998-2005), Bora 2.3 V5 4-Motion (1998-2005), CoRado 2.9 VR6 (1991-2005), Golf III 2.8 VR6 (1992-1997), Golf III 2.9 VR6 Syncro (1994-1997), Golf IV 2.3 V5 (1997-2001), Golf IV 2.3 V5 4-Motion (1997-2001), New Beetle 2.3

Bosch Equivalente / Replace



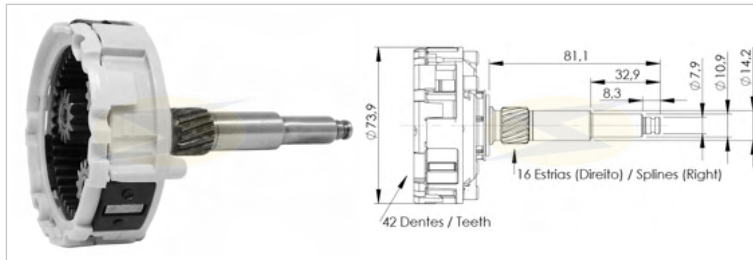
Reparo da planetária / Repair for Planetary: R-0126

UF - 11.120

Tipo / Type: DW

Equivalente / Replace: 1 006 200 120
Partida / Starter: 0 001 115 008, 0 001 108 167, 0 001 115 020, 0 001 115 040, 0 001 115 041, **MERCEDES BENZ:** 0051511601, A0051511601
Aplicação / Application: **VOLKSWAGEN, FIAT, MERCEDES BENZ:** A 160, A 170, Vaneo 1.7 Cdi, **VOLVO:** 850 2.5, C70, S40, S60, S70, S80, V40, V70, XC70, XC90, **RENAULT:** Safrane 1.9 16V / 2.5 20V

Bosch Equivalente / Replace



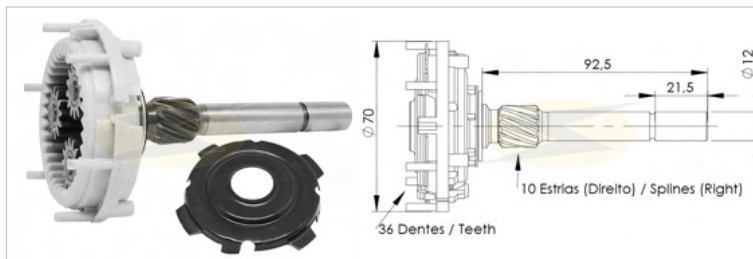
Reparo da planetária / Repair for Planetary: R-0075, R-0079, R-0105

UF - 11.122

Tipo / Type:

Equivalente / Replace: 1 006 200 122, 2 235 0
Partida / Starter: 0 001 125 042, 0 001 125 011
Aplicação / Application: **SEAT:** Alhambra/ Cordoba 1.9 Tdi (97-01), **VOLKSWAGEN:** Transporter 1.9 Diesel Turbo / 2.4 Diesel, Transporter California 1.9 Diesel Turbo, Transporter Caravelle 1.9 Diesel Turbo, Transporter Multivan 1.9 Diesel Turbo, Golf 1.9 Tdi (97-01)

Bosch Equivalente / Replace



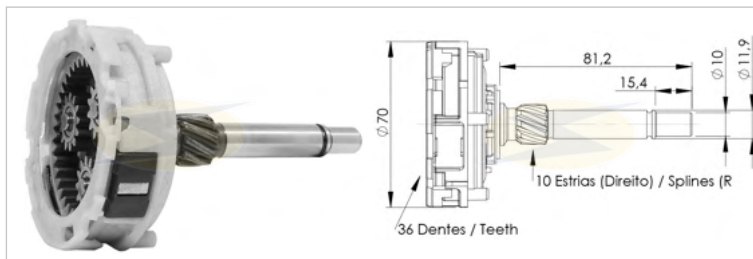
Reparo da planetária / Repair for Planetary: R-0058, R-0133, R-0138

UF - 11.123

Tipo / Type: DW

Equivalente / Replace: 1 006 200 121
Partida / Starter: 0 001 107 056, 0 001 107 100, 0 001 107 101, 0 001 107 108
Aplicação / Application: **ALFA ROMEO, AUDI, CITROEN, LANCIA, OPEL, PEUGEOT, RENAULT, SEAT, VAUXHALL, VOLKSWAGEN, CHEVROLET-GM:** Vectra 2.0 / 2.2 16V

Bosch Equivalente / Replace



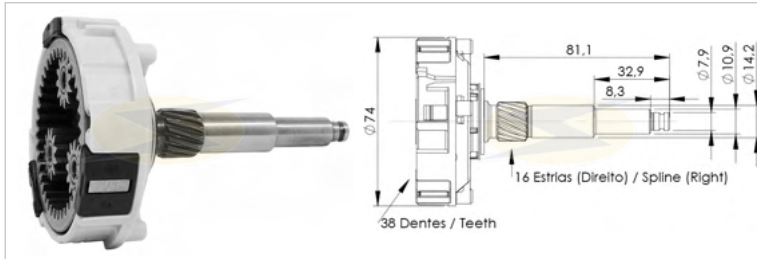
Reparo da planetária / Repair for Planetary: R-0055, R-0090

UF - 11.125

Tipo / Type: DW

Equivalente / Replace: 1 006 200 125
Partida / Starter: 0 001 107 082, F 042 002 016, **FORD:** 1030151, 97KB11000AA, 97KB11000AB, 97KB11000AC
Aplicação / Application: **FORD:** Courier 1.3i (97-99), Fiesta 1.0i, Fiesta 1.3i (96-99), Ka 1.0i (97-99), Ka 1.3i (97-99)

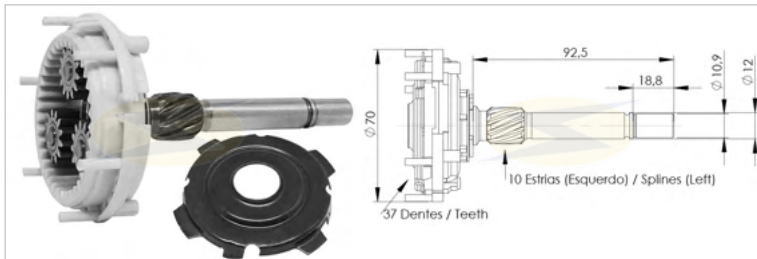
Bosch Equivalente / Replace



UF-11.126 Tipo / Type:

Equivalente / Replace: 1 006 200 126, 2 2366 0
Partida / Starter: 0 001 125 501, 0 001 125 502
Aplicação / Application: **VOLKSWAGEN:** LT 2.5 TD (99-), LT 2.5 TD 4X4 (85-01)
Reparo da planetária / Repair for Planetary: **R-0079, R-0108**

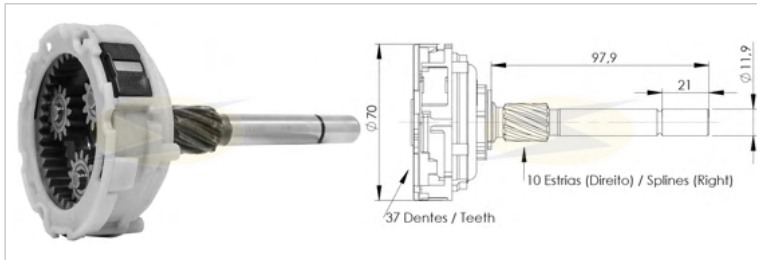
Bosch Equivalente / Replace



UF-11.128 Tipo / Type: DW

Equivalente / Replace: 1 006 200 128, 1 006 200 043
Partida / Starter: 0 001 107 007, 0 001 107 008, 0 001 107 020, 0 001 107 021, 0 001 107 052, 0 001 107 053, F 000 AL0 128, F 000 AL0 128, **FORD:** 95VW11000BA, 95VW11000BB, **VOLKSWAGEN:** 20911023, 020911023A, 020911023N
Aplicação / Application: **FIAT:** Tempra 2.0 I.E. S.W, Tipo 1.8 / 2.0 / I.E. / 16v, **VOLKSWAGEN:** Golf III 1.8i, Golf GTi 2.0, Golf 1.8 / li 1.8 e lii 1.8, Passat (Import) 2.0, **AUDI:** A3 1.8 / 1.8t, **SEAT:** Alhambra 1.8 Turbo / 2.0, CityGolf 1.6, Cordoba 1.6 / 1.8 / 1.8 16V / 2.0, Ibiza 1.8, **CLAAS:** Jaguar 60SF 5.7 (1974-1976), Mercator 50 3.8 (1973-1976), **MBB:** 900 3.8 (1981-1987), 1013 (1976-1986), **NEWHOLLAND:** FNH8040, FNH8055, FNH8255.
Reparo da planetária / Repair for Planetary: **R-0056, R-0080, R-0133**

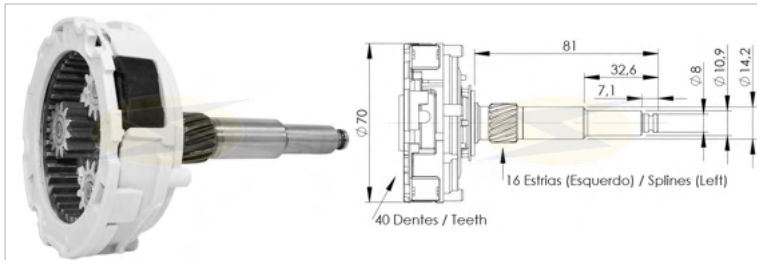
Bosch Equivalente / Replace



UF-11.132 Tipo / Type: DW

Equivalente / Replace: 1 006 200 132, 1 006 200 057
Partida / Starter: 0 001 107 016, 0001107014, **FORD:** 93BB11000CA, 93BB11000CB
Aplicação / Application: **FORD:** Escort 1.8i Zetec / 16V Zetec, Mondeo 1.8i / 2.0 i / 2.0 i Turnier / NGA, Focus 1.8 i 16V / 2.0 / 2.0 16V
Reparo da planetária / Repair for Planetary: **R-0061, R-0127, R-0131**

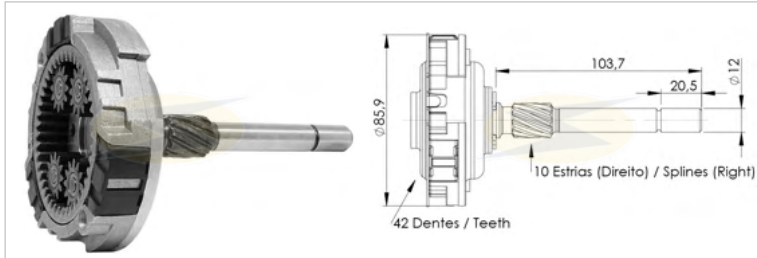
Bosch Equivalente / Replace



UF-11.137 Tipo / Type:

Equivalente / Replace: 1 006 200 137
Partida / Starter: 0 001 121 006, 0 001 121 007, 0 001 121 008, 0 001 121 009, 0 001 121 016, 0 001 121 017, 0 001 121 018, 0 001 121 019, 0 001 121 024, 0 001 121 025, 0 001 121 026, 0 001 121 027, 0 001 121 028, 0 001 121 029
Aplicação / Application: **AUDI:** A3 1.6 / 1.8 / 1.8 T, TT 1.8 T Coupe / Roadster, **SEAT:** Ibiza 1.6 / 1.8, Cordoba 1.6 / 1.8 T Cupra / Vario 1.6, **VOLKSWAGEN:** Bora 2.0, Golf 2.0 Cabriolet / III 1.8 / III 2.0 / IV 1.6 / IV 1.8 / IV 2.0, New Beetle, Passat 2.0 Variant, Polo 2.0 / 1.8.
Reparo da planetária / Repair for Planetary: **R-0143, R-0144**

Bosch Equivalente / Replace

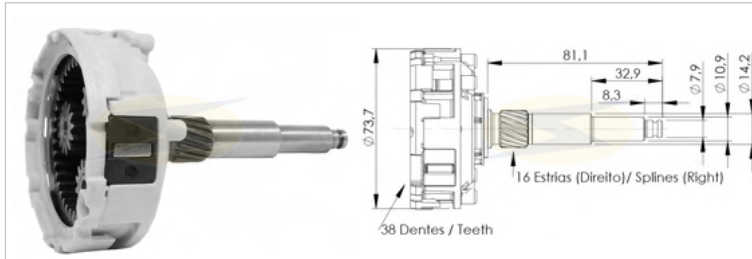


UF-11.138 Tipo / Type: EV

Equivalente / Replace: 9 001 337 058, 9 003 336 299
Partida / Starter: 6033 AB1 J00, 0 001 218 138, 0 001 218 140, 9 003 336 296, 9 003 336 299, 9 003 337 014, 0 001 218 007, 0 001 218 012, 0 001 218 014, 0 001 218 017, 0 001 218 018, 0 001 218 019, 0 001 218 022, 0 001 218 023, 0 001 218 024, 0 001 218 027, 0 001 218 102, 0 001 218 103, 0 001 218 118, 0 001 218 129, 0 001 218 151, 0 001 218 154, 0 001 218 164, 0 001 218 167, 0 001 219 004, 0 001 219 008, 0 001 219 011, 0 001 219 012, 0 001 219 014, 9 000 331 401, 9 000 331 402, 9 000 331 405, 9 000 331 407, 9 000 331 408, 9 000 331 409, 9 000 331 412, 9 000 331 413, 9 000 331 414, 9 000 331 415, 9 000 331 417, 9 000 331 418, 9 000 331 426, 9 000 331 427, 9 000 332 401, 9 000 332 402
Aplicação / Application: **FIAT, RENAULT, MARCOPOLO:** Volare, **MERCEDES-BENS:** SL-Klasse Classe SL - S, Sprinter 310 D / OM 014 A - 312 D / OM 014 LA

Reparo da planetária / Repair for Planetary: **R-0109, R-0112, R-0123, R-0130**

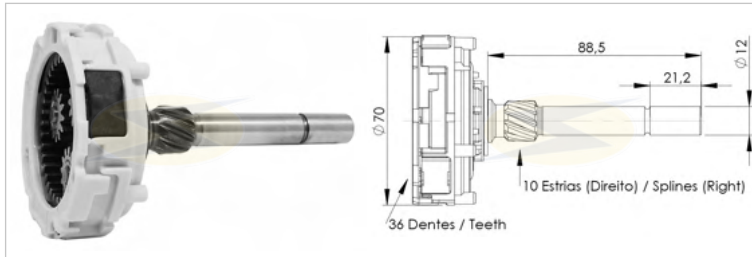
Bosch Equivalente / Replace



UF - 11.143 Tipo / Type:

Equivalente / Replace: 1 006 200 143
Partida / Starter: 0 001 123 001, 0 001 124 015, 0 001 125 025, 0 986 022 470, F 002 G20 658
Aplicação / Application: **PORSCHE:** Boxster (96-04) 2.5/ 2.7/ 3.2, 911 Carrera / Carrera 3.6, 912, 996, 997, G13, Cayenne 2002, **JOHN DEERE:** 5045D, 5045E, 5055D, 5055E, 5065E, 5075E
Reparo da planetária / Repair for Planetary: **R-0075, R-0076, R-0079**

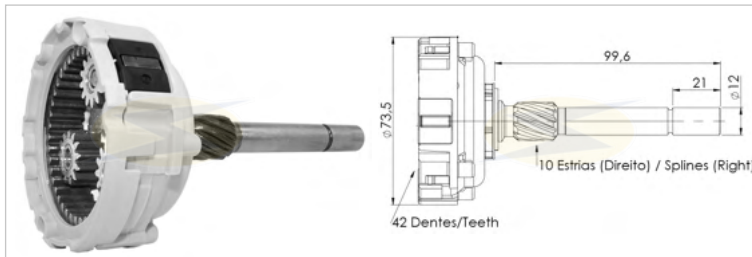
Bosch Equivalente / Replace



UF - 11.145 Tipo / Type: **DW**

Equivalente / Replace: 1 006 200 145, 1 006 200 087
Partida / Starter: 0 001 107 037, 0 001 107 048, 0 001 108 157, 0 001 108 169, 0 001 148 115, **BMW:** 12411712937, 12411402990, 12411740374, 12414354823, **MERCEDES BENZ:** 0041516901, **SSANGYONG:** 0051514601, **VOLKSWAGEN:** 069911023G
Aplicação / Application: **BMW:** 316i / Compact / Touring, 318i, 318iS / Coupé / Compact, 320i / Cabrio / Coupé, 323 Ci Coupé / Ti Compact, 323i / Cabrio / Coupé / Touring, 325i / Cabrio / Coupé, 328 Ci Coupé, 328i / Cabrio / Coupé / Touring, 328i (1998), 525i, 528i / Touring, M3 Cabrio / Coupé, Z3 1.8 / 1.9 / 2.8 / 3.0i / 3.2, **MERCEDES BENZ:** Classe E 190 2.3, Classe E 230
Reparo da planetária / Repair for Planetary: **R-0055, R-0090**

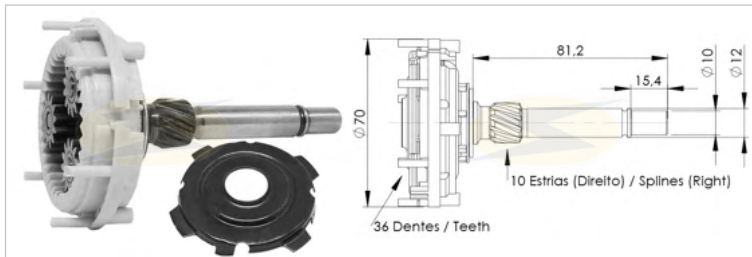
Bosch Equivalente / Replace



UF - 11.152 Tipo / Type:

Equivalente / Replace: 1 006 200 909, 1 006 200 163, 1 006 200 152, 1 006 200 090, 1 006 200 039
Partida / Starter: 0 001 107 040, 0 001 110 029, 0 001 110 041, 0 001 110 072, 0 001 109 011, 0 001 110 007, 0 001 110 013, 0 001 110 017, 0 001 110 025, 0 001 110 060, 0 001 110 072, 0 001 110 100, 0 001 110 122
Aplicação / Application: **ALPINA:** Roadster 4.8 V8 (2002->), **BMW:** 530, 535, 540, 730, 735, 740, 840, M5, X5, Z8, **AUDI:** 80 1.6, 80 1.9, 90 1.6, A4 1.9/ 3.0, A6 1.9/ 4.2, A8 3.7/ 4.2, Cabriolet 1.9, S6 4.2, S8 4.2, **CITROEN:** BX 16 / 17 / 19, C15, C25, C4 2.0 HDi Grand Picasso (2006->), C5 2.2 HDi (2006->), C8 2.0 HDi (2006->), C-Crosser 2.2 HDi (2007->), Evasion TD 1.9 / 2.0, Jumper 1.9, Xantia 1.9, XM, Xsara 1.8 / 1.9, **FERRARI:** 328 3.2 GTB (1985-1989), Mondial 3.4 T (1989-1993), **FIAT:** Duna 1.7, Fiorino 1.7 Diesel, Palio 1.7 TD (1996-2001), Penny Van 1.7 Diesel (1986-1990), Punto 1.7 Diesel, Regata 1.7 Diesel (1984-1989), Ritmo 1.7 Diesel (1985-1987), Strada 1.7 TD (1999->), Tipo 1.7 Diesel (1988-1995), Ulysse 1.9 TD (1994-1999), Uno 1.3 / 1.4 / 1.7 Diesel, **FORD:** Escort 1.6 / 1.8 Diesel, Fiesta 1.6 / 1.8 Diesel, Mondeo 1.8 TD (1993-2000), Orion 1.6 / 1.8 Diesel, **LANCIA:** Phedra 2.0 JTD (2002->), Phedra 2.0 Multijet (2006-), Zeta 2.1 TD (1996-1999), **MAZDA:** 121 1.8 Diesel (1996->), **PEUGEOT:** 205 1.7 / 1.8 / 1.9 Diesel, 305 1.9 Diesel (1982-1990), 306 1.8 / 1.9 Diesel, 309 1.8 / 1.9 Diesel, 4007 2.2 HDi (2007->), 405 1.8 / 1.9 Diesel, 406 1.9 Diesel (1996-1999), 605 2.1 TD (1989-1996), 806 1.9 / 2.1 TD, Boxer 1.9 TD (1996-2002), J5 1.9 Diesel (1987-1993), Partner 1.9 Diesel (1996-1998), Ape Car D 0.5 (1986-1996), Ape Poker Quadríciclo 0.4 (1986-1996), **PORSCHE:** 924 2.5 (1987-1988), 944 2.5 / 2.7 / 3.0, 968 3.0 (1991-1995), **SEAT:** Alhambra 1.9 TDi (1996-2000), Cordoba 1.9 TDi (1997-1999), Ibiza 1.7 / 1.9 Diesel, Toledo 1.9 TDi (1996-1999), **SKODA:** Superb 1.9 TDi (2001-2002), **SUZUKI:** Vitara 1.9 Diesel (1995-1998), **TALBOT:** Express 1.9 Diesel (1987-1993), Horizon 1.9 Diesel (1985-1986), **VW:** Passat 1.6 / 1.9 / 2.0 Diesel, Santana 1.6 Diesel (1981-1984) - **Reparo da planetária / Repair for Planetary:** **R-0153**

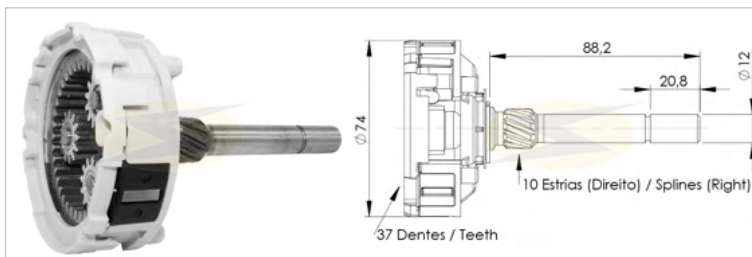
Bosch Equivalente / Replace



UF - 11.153 Tipo / Type: **DW**

Equivalente / Replace: 1 006 200 153, 1 006 200 148, 1 006 200 072
Partida / Starter: **BOSCH:** F 000 AL0 118, 0 001 107 075, F 000 AL0 106, 0 001 107 079, 0 001 107 088, F 000 AL0 158, **TOYOTA:** 248100D100, 2810002080, 281000D100, 2810016230
Aplicação / Application: **TOYOTA:** Corolla 1.8i 16V (08.1998-06.2002), **FIAT:** Tipo 1.6i.e
Reparo da planetária / Repair for Planetary: **R-0058, R-0133, R-0138**

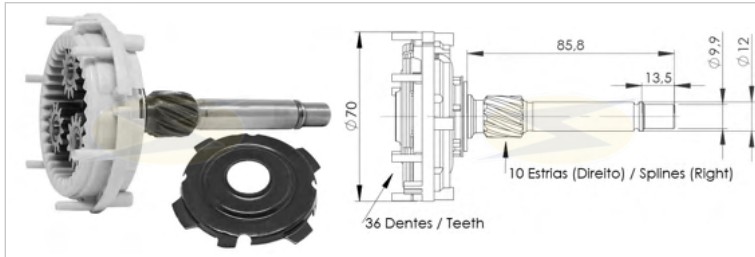
Bosch Equivalente / Replace



UF - 11.159 Tipo / Type:

Equivalente / Replace: F 000 AL2 967, 1 006 200 178
Partida / Starter: F 000 AL0 159, F 000 AL0 160, F 000 AL0 107, F 000 AL0 105, F 000 AL0 112, F 000 AL0 115, F 002 G20 795, 0 001 109 045, 0 001 109 201, 0 001 110 132, 6 004 AA3 014, 0 001 109 250, **FORD:** EC35 11001 BA,
Aplicação / Application: **FORD:** F250, F350, F4000, motor Cummins, **NISSAN:** Frontier, Xterra 2.8 Diesel, **CHEVROLET-GM:** Blazer 2.8 Diesel / 2.8 Diesel Electronic, S10 2.8 4x4 Diesel Electronic, **TROL-LER:** T4, T4 M (Militar)
Reparo da planetária / Repair for Planetary: **R-0075, R-0078, R-0079**

Bosch Equivalente / Replace



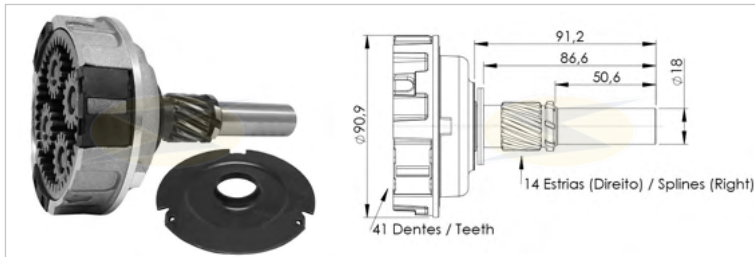
UF-11.161 Tipo / Type: DW

Equivalente / Replace: 1 006 200 161, 1 006 200 206
Partida / Starter: 0 001 106 017, 0 001 106 023, 0 001 106 012, 0 001 106 022, **RENAULT:** 7700115294

Aplicação / Application: **VOLVO, RENAULT:** Laguna 2.0 I 16v, Clio 2.0, Espace, Megane 1.8 / 2.0, Senic 1.8 / 2.0, Twingo, Kangoo

Reparo da planetária / Repair for Planetary: **R-0058, R-0083, R-0133, R-0138**

Bosch Equivalente / Replace



UF-11.173 Tipo / Type: EV

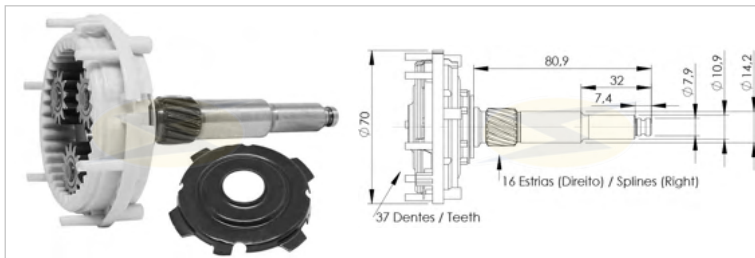
Equivalente / Replace: 6 033 AD5 173, 6 033 AD5 078, 6 033 AD5 173, 6 033 AD5 356, F 042 030 061, 6 033 AD5 069, 6 033 AD5 243, 6 033 AD5 359, (OBS: somente Planetaria, não acompanha impulsor/Garfo / Planetary Gear only, drive/lever not included)

Partida / Starter: **BOSCH:** 0 001 241 001, 0 001 241 003, 0 001 241 004, 0 001 241 005, 0 001 241 006, 0 001 241 007, 0 001 241 008, 0 001 241 009, 0 001 241 014, 0 001 241 015, 0 001 241 016, 0 001 241 019, 0 001 241 020, 0 001 241 021, 0 001 241 023, 0 001 241 024, 0 001 241 119, 0 001 261 002, 0 001 261 004, 0 001 261 006, 0 001 261 008, 0 001 261 013, 0 001 261 026, F 042 002 135, 098 6021 480, **DAF:** 1658730

Aplicação / Application: **SCANIA:** G 230 / 270 / 280 / 310 / 320 / 340 / 360 / 380 / 400 / 420 / 440 / 470 / 480, K 270 Rodoviário, K 310 Rodoviário, K 340 Rodoviário, K 380 Rodoviário, K 420 Rodoviário, P 230

/ 270 / 280 / 310 / 320 / 340 / 360 / 380 / 400 / 420 / 440 / 470 / 480, T 340 / 380 / 420 / 470, **DAF:** XF105.460, XF105.510

Bosch Equivalente / Replace



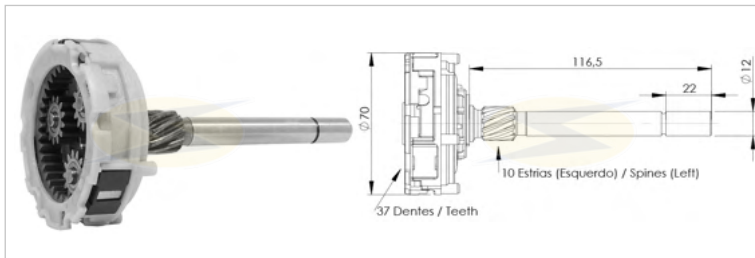
UF-11.181 Tipo / Type: DB

Equivalente / Replace: F 000 AL0 181
Partida / Starter: F 000 AL0 502, F 000 AL0 507, **VOLKSWAGEN:** 5X3911023

Aplicação / Application: **FORD:** Royale 1.8i / 2.0 / 2.0i, Versailles 1.8i / 2.0 / 2.0i, **VOLKSWAGEN:** Gol I 1.8 / 2.0 GTi, Gol II 1.8 Mi / 1.8i / 2.0 Mi / 2.0i, Gol III 1.8 Mi / 1.8 Mi Total Flex / 2.0 Mi, Gol IV 1.8 Total Flex, Parati II 1.8 Mi / 1.8i / 2.0i (1996), Parati III 1.8 Mi, Quantum 1.8 Mi / 1.8i / 2.0 Mi / 2.0i (1998), Santana 1.8 Mi / 1.8i / 2.0 Mi / 2.0i, Saveiro I 1.8 / 1.8 Mi, Saveiro II 1.8 Mi / 2.0 Mi, Saveiro III 1.6 / 1.8 / 2.0 Mi (2000), Saveiro IV 1.8 Total Flex, Voyage 1.8 / 1.8 Special

Reparo da planetária / Repair for Planetary: **R-0056, R-0080, R-0133**

Bosch Equivalente / Replace



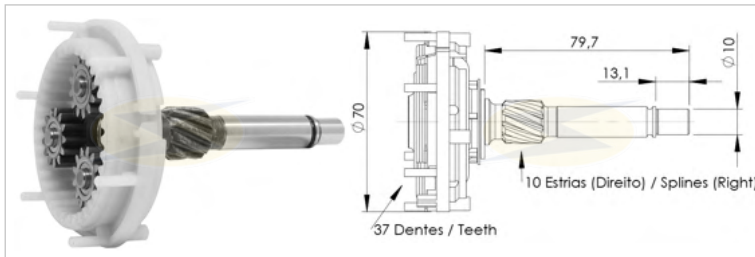
UF-11.190 Tipo / Type:

Equivalente / Replace: 1 006 200 910, 1 006 200 130, 1 006 200 037
Partida / Starter: 0 001 107 022, 0 001 107 023, 0 986 016 300, **FORD:** 95VW11000AA, 95VW11000AB, **VOLKSWAGEN:** 02A911023F, 02A911023T

Aplicação / Application: **AUDI:** TT 1.8, A3 1.8 / 1.8 Turbo 20V / Quattro, **FORD:** Galaxy 2.0 i, **SEAT:** Alhambra 1.8 Turbo 20V / 2.0 i, Cordoba 2.0 i 16V, Ibiza 2.0 i 16V, Toledo 2.0 i 16V, **SKODA:** Octavia 1.8 / 20V / Turbo, **VOLKSWAGEN:** CoRado 1.8 16V / G60 / 2.0, Golf III 1.8 Syncro 16V / 2.0, Golf IV 1.8 / 4-Motion, New Beetle 2.0, Passat 1.6 / 1.8 / 2.0 16V / Syncro / Turbo, Sharan 1.8 Turbo 20V / 2.0

Reparo da planetária / Repair for Planetary: **R-0125**

Bosch Equivalente / Replace



UF-11.195 Tipo / Type: DW

Equivalente / Replace: 1 006 200 195, 1 006 200 095
Partida / Starter: 0 001 107 043, 0 001 107 063, 0 001 107 066, 0 001 107 087, 0 001 106 014, 0 001 107 091, 0 001 107 097, **ALFA ROMEO:** 46468696, **CITROEN:** 96147592, 96155198, **FIAT:** 9615519880, 9624291380, **FORD:** 1011331, 96FB11000KB, 96FB11000KC, 96FB11000KD, **PEUGEOT:** 5802E4

Aplicação / Application: **FIAT:** Brava 1.8 MPI, Ducato 2.0, Marea 1.8 MPI, Marea 2.0i 20V (98 - 02), Ulysse 1.8, Ulysse 2.0, **FORD:** C-Max 1.6 / 1.6 Flexifuel / 1.6 Ti, B-Max 1.4 / 1.6Ti, Fiesta 1.25 16V / 1.4 / 1.6 / Sport, Focus 1.4 16V / 1.6 16V / 1.6 Ti C-Max / Flex / 2.0, Fusion 1.25 / 1.4 / 1.6, Puma 1.4 16V / 1.6 16V / 1.7 16V / 1.7 ST 160, Courier 1.4 / 1.8 TD, Ecosport 1.5 Ti, Grand C-Max 1.6 Ti, Mondeo 1.6Ti, **FORD AUSTRALIA:** Fiesta 1.4i / 1.6i, **MAZDA:** 121, 2 1.3 / 1.4 16V / 1.6 16V, **VOLVO:** C30 1.6 / 1.8, S40 1.6 / 1.8 / 1.8 FlexFuel, V50 1.6 / 1.8 / 1.8 FlexFuel / 2.0, **CITROEN:** Berlingo 1.8i, Evasion 2.0i, Xantia

1.6i / 1.8i / 2.0i, XM 2.0i, Xsara 1.8i / 2.0i, ZX 1.8i, **PEUGEOT:** 205 1.9i, 306 1.8i / 2.0i, 405 1.6i / 1.8i / 2.0i, 605 2.0i, 806 2.0i, Partner 1.8i

Reparo da planetária / Repair for Planetary: **R-0056, R-0080, R-0133**

Bosch Equivalente / Replace

37 Dentes / Teeth
10 Estrías (Direito) / Splines (Right)

UF - 11.201 Tipo / Type: DW

Equivalente / Replace: 1 006 200 201

Partida / Starter: 0 001 107 091, 0 001 107 110, 0 001 107 066, 0 986 018 880, **FIAT:** 46748349, 46821681, 51832956

Aplicação / Application: **FIAT:** Marea 2.0i 20V (98 - 02), Palio 1.6 16V / Adventure 16V / Weekend 16V, Siena 1.6 16V, Doblo 1.6 / Cargo 1.6 16V, 16V, Strada 1.6, Brava 1.6, Brava 1.6 / 1.6 16V, multipla 1.6 16V, Stilo 1.6 16V, Petra 1.6 16V, Albea 1.6 16V, Capagnola 1.6 16V, **LANCIA:** Lybra 1.6 16V

Reparo da planetária / Repair for Planetary: **R-0056, R-0080, R-0133**

Bosch Equivalente / Replace

36 Dentes / Teeth
10 Estrías (Direito) / Splines (Right)

UF - 11.204 Tipo / Type:

Equivalente / Replace: F 000 AL1 204

Partida / Starter: F 000 AL0 101, F 000 AL0 104, F 000 AL0 121, F 000 AL0 127, **MERCEDES BENZ:** 0051511101, 0051514701, A0051511101, A0051514701

Aplicação / Application: **CITROËN:** Xsara Picasso 2.0 - 16V

Reparo da planetária / Repair for Planetary: **R-0058, R-0133, R-0138**

Bosch Equivalente / Replace

37 Dentes / Teeth
16 Estrías (Direito) / Splines (Right)

UF - 11.215 Tipo / Type:

Equivalente / Replace: 6 033 AD0 215

Partida / Starter: 0 001 223 005, **MERCEDES BENZ:** 0051512901

Aplicação / Application: **MERCEDES BENZ:** Sprinter 616 CDi, Classe C 270 CDi / 270 CDi T-Modell, Classe CLK 270 CDi, Classe E 270 CDi / 270 CDi T-Modell / 320 CDi / 320 CDi T-Modell, Classe ML 270 CDi, Classe S 320 CDi, Classe-M, Classe-S, Sprinter 216 / 316 / 416

Reparo da planetária / Repair for Planetary: **R-0120**

Bosch Equivalente / Replace

38 Dentes / Teeth
10 Estrías (Direito) / Splines (Right)

UF - 11.218 Tipo / Type:

Equivalente / Replace: 1 006 200 218

Partida / Starter: 0 001 109 300, 0 001 109 301, BOSCH: 0 001 109 405, **FIAT:** 1347058080, **PEUGEOT:** 5802AQ

Aplicação / Application: **CITROËN:** Jumper 2.8 Hdi, Jumper 2.8 4x4, **FIAT:** Ducato Cargo 2.3, Ducato Maxi Cargo 2.3, Ducato 2.8 Diesel, Ducato 2.8 Diesel 4x4, Ducato 2.3 Jtd, Ducato 2.8 Jtd, Ducato 2.8 Jtd 4x4, **PEUGEOT:** Boxer 2.8 Hdi, Boxer 2.8 Hdi 4x4

Reparo da planetária / Repair for Planetary: **R-0075, R-0077, R-0079**

Bosch Equivalente / Replace

37 Dentes / Teeth
10 Estrías (Direito) / Splines (Right)

UF - 11.220 Tipo / Type:

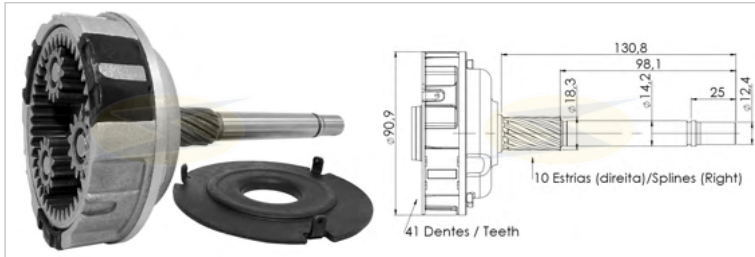
Equivalente / Replace: 1 006 200 220, 1006200342, F 000 AL2 832

Partida / Starter: **BOSCH:** F 000 AL0 143, F 004 A94 008, F 004 A94 011, 0 001 109 306, 0 001 109 413, F 000 AL0 132

Aplicação / Application: **TOYOTA:** Hilux D4d, Sw4 D4d, Yaris D4d, Yaris Verso D4d, Corolla D4d, Corolla Verso D4d, Avensis D4d, Avensis Verso D4d, Rav4 D4d, Landcruiser D4d, Previa D4d, **HYUNDAI:** HD78, **IVECO:** Daily 35 C14 / S14, Daily 40 S16, Daily 45 S14 / S16, Daily 50 C11 / C13, Daily 55 C16, Daily 60 C16 / C16 HD Massimo, Scudato 70 C16, CityClass, **LAND ROVER:** Defender 90 / 110 2.5 Turbo Diesel AWD, Defender 130 2.5 Diesel AWD, Discovery 2.5 TDi AWD, **MERCEDES BENZ:** Sprinter 310 D / 312 D / 412 D, **VOLKSWAGEN:** Delivery 5140 E / EOD, Delivery 8150 E

Reparo da planetária / Repair for Planetary: **R-0075, R-0078, R-0079**

Bosch Equivalente / Replace



Aplicação / Application: **RENAULT:** S18 (1996->), **MBB:** 1215 (1999->), 1618 (1998->), 2423 (1998->), 712C, 914 C/O, Accelo 915 C, 915 E, LO 915, 1318, 1215 C, L 1218 / 1418 / 1622, 1718 M, 1728, 1618 M, 2428, 2423, O 500 M / R / U, OF 1417 / 1418 / 1722, OH 1418, Unimog U 500, Atego 1315 / 1418 / 1518 / 1718 / 1725 / 2425, Axor 1933 / 2536, **NEW HOLLAND:** Série TL, SÉRIE TC, **CASE:** JX-Série, **VOLVO:** Ônibus B7F/B7L/B7R, Caminhão FM7, 1017 / 1215C / 1218L / 1315 / 1315OH / 1315OF / 1318 / 1318OF / 1318OH / 1417OF / 1418 / 1418L / 1418EL / 1418R / 1418OF / 1418OH / 1518 / 1518L/LS / 1618M / 1622A / 1622L / 1718 / 1718K / 1718A / 1718M / 1722OF / 1725 / 1728 / 1730OF / 1828L / 1933 / 1933LS/S / 2423 / 2425 / 2428 / 2533 / 500 OM / 500 OR / 500 OU / 500 ORSD / 500 ORSE / 5200 / 712C / 814 / 814F / 814L / 814LO / 915 / 915C / 915E / 915LO / 915 / 915C / 915E / 915LO, **IVECO:** Vertis

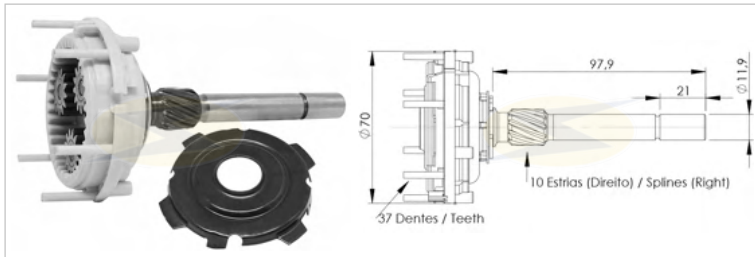
Reparo da planetária / Repair for Planetary: R-0145

UF-11.244 Tipo / Type:

Equivalente / Replace: **BOSCH:** 9 001 336 244, 6 033 AD3 310, **CARGO:** 231083, 333594, **CASE:** 42560319, **DAF:** 1821358, **IKA:** 4.2389.0, **MAN:** 51262136001, **MBB:** 0001500931, A0001500931, **PRESTOLITE:** 861219

Partida / Starter: 0 001 230 001, 0 001 230 003, 0 001 230 004, 0 001 230 005, 0 001 230 006, 0 001 230 007, 0 001 230 008, 0 001 230 009, 0 001 230 010, 0 001 230 012, 0 001 230 013, 0 001 230 014, 0 001 230 018, 0 001 230 023, 0 001 230 027, 0 001 230 030, 0 001 231 002, 0 001 231 003, 0 001 231 004, 0 001 231 005, 0 001 231 006, 0 001 231 007, 0 001 231 008, 0 001 231 009, 0 001 231 010, 0 001 231 011, 0 001 231 012, 0 001 231 013, 0 001 231 014, 0 001 231 016, 0 001 231 017, 0 001 231 018, 0 001 231 019, 0 001 231 023, 0 001 231 029, 0 001 231 030, 0 001 231 032, 0 001 231 033, 0 001 231 034, 0 001 231 035, 0 001 231 036, 0 001 231 039, 0 001 231 040, 0 001 231 041, 0 001 231 046, 0 001 231 046, 0 001 231 146

Bosch Equivalente / Replace



(Imp.) 2.0, **CHEVROLET-GM:** Omega 3.0i / 4.1i / Suprema 3.0i/4.1i / C20, **OPEL:** Omega 2.4i/2.6i/3.0i / Evolut 500/3.6, **ALFA ROMEO:** Alfa 156 2.5 24v / Sw / 164 2.5 / 3.0 Td Ille / V6 12/24v / 166 3.0 / V6 24v / Spider 3.0 V6 12v

Reparo da planetária / Repair for Planetary: R-0057, R-0081, R-0133

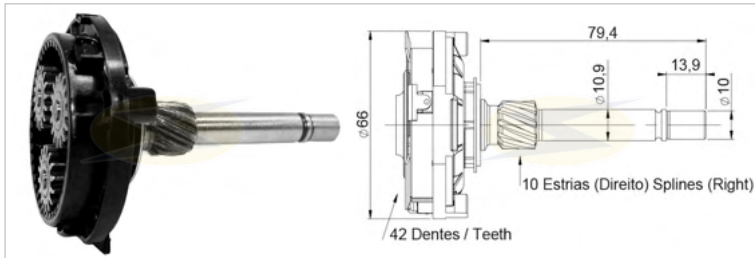
UF-11.307 Tipo / Type: DW

Equivalente / Replace: 1 005 821 307, 1 006 200 032, 1 006 200 007

Partida / Starter: 0 001 108 013, 0 001 108 021, 0 001 108 022, 0 001 108 023, 0 001 108 026, 0 001 108 027, 0 001 108 030, 0 001 108 031, 0 001 108 032, 0 001 108 035, 0 001 108 037, 0 001 108 038, 0 001 108 040, 0 001 108 045, 0 001 108 046, 0 001 108 051, 0 001 108 053, 0 001 108 056, 0 001 108 061, 0 001 108 066, 0 001 108 068, 0 001 108 069, 0 001 108 070, 0 001 108 072, 0 001 108 073, 0 001 108 076, 0 001 108 077, 0 001 108 081, 0 001 108 084, 0 001 108 091, 0 001 108 093, 0 001 108 094, 0 001 108 095, 0 001 108 103, 0 001 108 104, 0 001 108 105, 0 001 108 135, 0 001 108 137, 0 001 108 144, 0 001 108 151, 0 001 108 154, 0 001 108 159, 0 001 109 040

Aplicação / Application: **ALFA:** 156 Berlina / Sport Wagon / Alfa 164 / 166 /Spider, **AUDI:** 100 1.6 /200 2.2 Turbo, **CHRYSLER:** Grand Caravan 3.0i Le, **FIAT:** Tempra 2.0ie / Tipo 1.8/2.0/le/16v, **JEEP:** Cherokee 2.5i, **LAND ROVER:** Defender / Discovery / Range Rover /li, **VOLKSWAGEN:** Golf 1.8 / li 1.8 / Passat

Bosch Equivalente / Replace



Reparo da planetária / Repair for Planetary: R-0168, R-0173

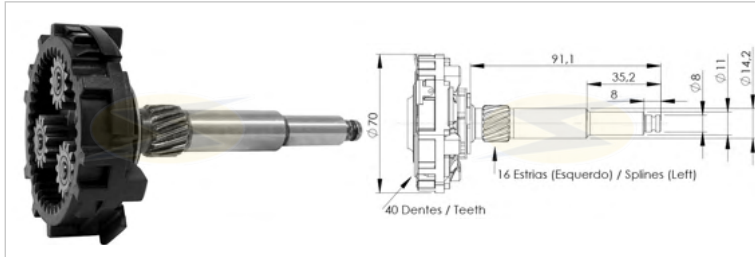
UF-11.327 Tipo / Type:

Equivalente / Replace: 1 006 200 327

Partida / Starter: 0 001 107 426, 0 001 107 425, 0 001 107 442, 0 001 107 437, 0 001 107 526

Aplicação / Application: **BMW:** 116 1.6 i (2003-2012), 118 2.0 i (2004-2012), 120 2.0 i (2003-2012), 316 1.6 i (2005-2011), 318 2.0 i (2005-2011), 320 2.0 i (2005-2011), 320 2.0 Si (2006), 520 2.0 i (2006-2009), X1 2.0 sDrive18i (2010), X3 2.0 i (2005), X3 2.0 i Xdrive (2008), Z4 2.0 i (2005), 316 1.6 G (1995-1997), 316 1.6 i (1988-1997), 318 1.8 iS (1989-1995), 318 1.8 Ti (1994-1995), 518 1.8 i (1989-1996), 520 2.0 i (1989-1996), 525 2.5 i (1989-1997), 525 2.5 iX 4x4 (1992-1997).

Bosch Equivalente / Replace



Reparo da planetária / Repair for Planetary: R-0116, R-0117

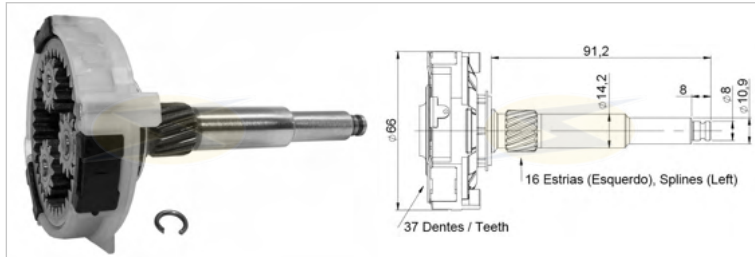
UF-11.358 Tipo / Type:

Equivalente / Replace: 1 006 200 358

Partida / Starter: 0 001 121 440

Aplicação / Application: **FIAT:** Bravo 1.8 E-Torq 1.6 / 1.8, Doblo 1.8 / Adventure Locker 1.8, Grand Siena 1.6 Flex / 1.6 Flex Dualogic, Idea 1.4 Flex / 1.6 16V Flex / 1.8 16V Flex / Adventure 1.8 16V Flex, Palio (Fase IV) 1.6 16V Flex / (Fase IV) 1.6 16V Flex Dualogic / 1.6 MPI 16V Flex / Adventure 1.8 16V Flex / Weekend 1.6 Flex / Adventure (Fase IV) 1.8 Flex / Weekend 1.6 Flex, Punto 1.4 Flex / 1.6 16V Flex / 1.8 16V Flex, Siena 1.6 MPI 16V Flex, Strada 1.8 MPI 16V Flex / Adventure Locker 1.8 MPI 16V Flex / 1.6 Flex / Adventure 1.8 Flex

Bosch Equivalente / Replace



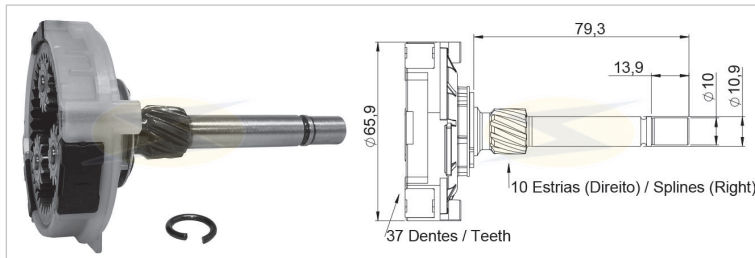
1.6 (2006), Altea XL 2.0 TFSi (2006-2009), Altea XL 2.0 TFSi 4x4 (2007-2009), Cordoba 1.9 TDi (2002-2009), Leon 1.6 (2005-2012), Leon 1.6 LPG (2009-2012), Leon 2.0 Cupra R (2009-2012), Leon 2.0 FSi (2005-2010), Leon 2.0 TFSi (2005-2011), Toledo 1.6 (2004-2013), Toledo 2.0 FSi (2004-2009), Toledo 2.0 TFSi (2005-2009), **SKODA:** Octavia 1.6 (2004-2013), Octavia 1.6 FSi (2004-2008), Octavia 1.6 MultiFuel (2008-2013), Octavia 1.8 TSi (2009-2013), Octavia 1.8 TSi 4x4 (2008-2013), Octavia 1.9 TDi (2004-2010), Octavia 1.9 TDi 4x4 (2004-2010), Octavia 2.0 FSi (2004-2008), Octavia 2.0 FSi 4x4 (2004-2008), Octavia 2.0 RS (2005-2013), Octavia 2.0 TDi (2005-2010), Yeti 1.8 TSi 4x4 (2009-2017), **VW:** CC 2.0 TSi (2011-2016), Eos 2.0 TFSi (2006-2015), Eos 2.0 TSi (2009-2015), Golf Plus 1.4 16V (2005-2006), Golf Plus 1.6 (2005-2013), Golf Plus 1.6 FSi (2004-2008), Golf Plus 2.0 FSi (2005-2008), Golf V 1.6 (2004-2009), Golf V 1.6 FSi (2003-2008), Golf V 2.0 (2006-2009), Golf V 2.0 FSi (2004-2008), Golf V 2.0 FSi 4-Motion (2004-2008), Golf V 2.0 GTi (2004-2009), Golf VI 1.6 (2009-2013), Golf VI 2.0 GTi (2009-2016), Golf VI 2.0 R 4-Motion (2009-2012), Golf VI 2.0 TSi (2009-2013), Jetta 1.4 TSi (2007-2010), Jetta 1.6 (2005-2010), Jetta 1.6 FSi (2005-2010), Jetta 2.0 FSi (2005-2010), Jetta 2.0 TFSi (2005-2010), Jetta 2.0 TSi (2010), New Beetle 2.0 TSi (2011-2016), Passat 1.6 FSi (2005-2008), Passat 1.8 TSi (2007-2011), Passat 2.0 FSi (2005-2010), Passat 2.0 FSi 4-Motion (2005-2010), Passat 2.0 TSi (2010-2014), Passat Alltrack 2.0 TSi 4-Motion (2012-2014), Passat CC 2.0 TSi (2008-2012), Polo 1.6 16V (2006-2009), Scirocco 2.0 R (2009-2017), Scirocco 2.0 TSi (2008-2017), Tiguan 1.4 TSi (2008), Tiguan 1.4 TSi 4-Motion (2007), Touran 1.6 (2003-2010), Touran 1.6 FSi (2003-2007), Touran 2.0 FSi (2003-2007).

Reparo da planetária / Repair for Planetary: **R-0161, R-0172**

UF-11.367 Tipo / Type:

Equivalente / Replace: 1 006 200 367
Partida / Starter: 0 001 121 402, 0 001 121 435, 0 001 121 436
Aplicação / Application: **AUDI:** A1 2.0 TFSi Quattro (2012), A3 1.6 (2003-2012), A3 1.6 FSi (2003-2007), A3 1.6 FSi Sportback (2004-2007), A3 1.6 Sportback (2004-2013), A3 1.8 TFSi (2006-2012), A3 1.8 TFSi Quattro (2008-2012), A3 1.8 TFSi Quattro Sportback (2008-2013), A3 1.8 TFSi Sportback (2006-2014), A3 2.0 FSi (2003-2008), A3 2.0 FSi Sportback (2004-2008), A3 2.0 TFSi (2004-2013), A3 2.0 TFSi Quattro (2004-2012), A3 2.0 TFSi Quattro Sportback (2004-2013), A3 2.0 TFSi Sportback (2004-2013), S3 2.0 Quattro (2006-2012), S3 2.0 Quattro Sportback (2008-2013), TT 2.0 TFSi (2006), TT 2.0 TFSi Roadster (2007-2010), TT 2.0 TTS Quattro (2008-2010), TT 2.0 TTS Quattro Roadster (2008-2014), **SEAT:** Altea 1.6 (2004), Altea 2.0 FSi (2004-2009), Altea 2.0 TFSi (2006-2009), Altea XL

Bosch Equivalente / Replace



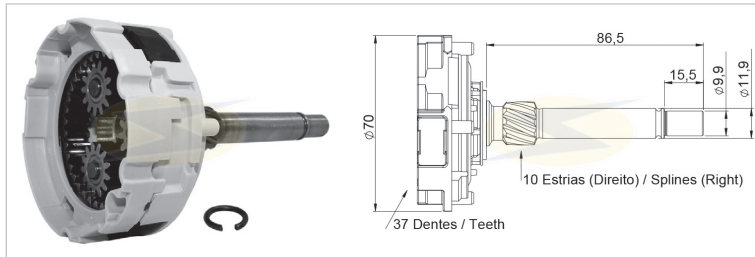
159 2.0 JTDM (2009->), 160 2.0 JTDM (2009->), 161 2.0 JTDM (2009->), Brera 2.0 JTDM (2009->), Spider 2.0 JTDM (2009->), **FIAT:** Toro Diesel, Bravo 2.0 D Multijet (2008->), Doblo 1.6 JTD (2015->), Ducato 115 2.0 JTD (2011->), Linea 1.6 D Multijet (2011->), Sedici 2.0 D Multijet (2009->), **LANCIA:** Delta 1.9 D Multijet (2008->), Delta 2.0 D Multijet (2008->), **SUZUKI:** SX4 1.6 DDiS (2013->), SX4 2.0 DDiS (2009-2013), SX4 2.0 DDiS 4x4 (2009-2013), SX4 S-Cross 1.6 DDiS (2013->), **JEEP:** Renegade Diesel, Compass Diesel, **MERCEDES-BENZ:** Sprinter 213 2.2 CDI (2006-2016), Sprinter 313 2.2 CDI (2006-2016), Sprinter 413 2.2 CDI (2006-2016), Sprinter 513 2.2 CDI (2006-2016), Sprinter 311 CDI / 415 CDI / 515 CDI.

Reparo da planetária / Repair for Planetary: **R-0118, R-0119, R-0161, R-0187**

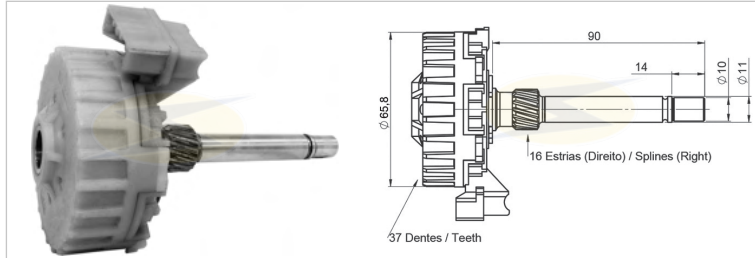
UF-11.369 Tipo / Type:

Equivalente / Replace: 1 006 200 369
Partida / Starter: F 000 AL0 901, F 000 AL0 903, 0 001 108 420, 0 001 108 421, A9069060026
Aplicação / Application: **ALFA ROMEO:** 159 2.0 JTDM (2009->), 160 2.0 JTDM (2009->), 161 2.0 JTDM (2009->), Brera 2.0 JTDM (2009->), Spider 2.0 JTDM (2009->), **FIAT:** Toro Diesel, Bravo 2.0 D Multijet (2008->), Doblo 1.6 JTD (2015->), Ducato 115 2.0 JTD (2011->), Linea 1.6 D Multijet (2011->), Sedici 2.0 D Multijet (2009->), **LANCIA:** Delta 1.9 D Multijet (2008->), Delta 2.0 D Multijet (2008->), **SUZUKI:** SX4 1.6 DDiS (2013->), SX4 2.0 DDiS (2009-2013), SX4 2.0 DDiS 4x4 (2009-2013), SX4 S-Cross 1.6 DDiS (2013->), **JEEP:** Renegade Diesel, Compass Diesel, **MERCEDES-BENZ:** Sprinter 213 2.2 CDI (2006-2016), Sprinter 313 2.2 CDI (2006-2016), Sprinter 413 2.2 CDI (2006-2016), Sprinter 513 2.2 CDI (2006-2016), Sprinter 311 CDI / 415 CDI / 515 CDI.

Bosch Equivalente / Replace



Bosch Equivalente / Replace



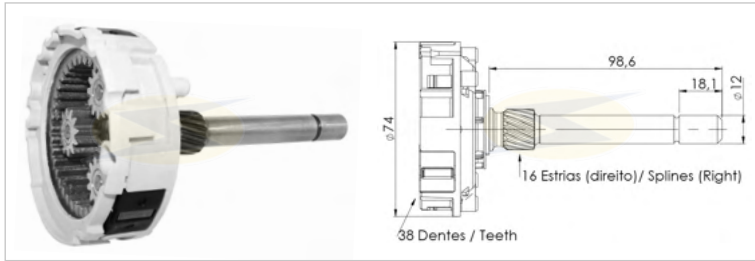
114 1.5 D (2015->), 116 1.5 i (2015->), 118 1.5i (2015->), 120 2.0i (2016-2019), 120 2.0i (2016->), 125 2.0i (2015->), 216 1.5 (2015->), 218 1.5i (2015->), 220 2.0i (2015->), 225 2.0i (2014->), 225 xe 1.5 (2016->), 230 2.0i (2016->), 318 1.5i (2015-2018), 320 1.6i (2019->), 320 2.0i (2015-2018), 320 2.0i Gran Turismo (2016->), 320 2.0i Touring (2015-2019), 320 2.0i xDrive (2015-2018), 320 2.0i xDrive Gran Turismo (2016->), 330 2.0i (2015-2018), 330 2.0i Gran Turismo (2016->), 330 2.0i Touring (2015-2019), 330 2.0i xDrive (2015-2018), 330 2.0i xDrive Gran Turismo (2016->), 330 2.0i xDrive Touring (2015-2019), 418 1.5 i (2016->), 420 2.0i (2016-2020), 420 2.0i Gran Coupe (2016-2021), 420 2.0i xDrive (2016->), 420 2.0i xDrive Gran Coupe (2016-2021), 430 2.0i (2016->), 430 2.0i Gran Coupe (2016-2021), 430 2.0i xDrive (2016->), 430 2.0i xDrive Gran Coupe (2016-2021), 520 1.6i (2017->), 530 2.0i (2017->), 530 2.0i xDrive (2017->), 630 2.0i (2017-2020), 730 2.0i (2015-2019), 730 2.0 Li (2015-2019), X1 1.5i (2015->), X1 2.0i (2015->), X3 1.6 sDrive 20i (2017->), X3 2.0i (2015->), X3 2.0 xDrive 30i (2017->), X320 2.0i xDrive Touring (2015-2019), X4 2.0 xDrive 20i (2018->), X4 2.0 xDrive 30i (2018->), **FIAT:** 500X 1.0 (2018->), 500X 1.3 (2018->), Argo, Tipo 1.0 (2020->), Uno, Mobi, **JEEP:** Renegade 1.0 T-Gdi (2018->), Renegade 1.3 T-Gdi (2018->), Renegade 1.3 T-Gdi 4x4 (2018->), **MINI:** Cooper 1.2 First (2015->), Cooper 1.5 (2015->), Cooper 1.5 Clubman (2015->), Cooper D 2.0 Cooper Works (2015->), Cooper S 1.6 (2013->), Cooper S 1.6 4x4 (2015->), Cooper S 2.0 (2015->), Cooper S 2.0 4x4 Clubman (2014->), Cooper S 2.0 JCW (2013->), John Cooper Works 1.6 (2015->), One 1.5 Clubman (2015->)

Reparo da planetária / Repair for Planetary: **R-0152**

UF-11.421 Tipo / Type:

Equivalente / Replace:
Partida / Starter: 0001170200, 0001170201, 0001170202, 0001170203, 0001170416, 0001170417, 0001170420, 0001170421, 0001170602, 0001170603
Aplicação / Application: **BMW:** 114 1.5 D (2015->), 116 1.5 i (2015->), 118 1.5i (2015->), 120 2.0i (2016-2019), 120 2.0i (2016->), 125 2.0i (2015->), 216 1.5 (2015->), 218 1.5i (2015->), 220 2.0i (2015->), 225 2.0i (2014->), 225 xe 1.5 (2016->), 230 2.0i (2016->), 318 1.5i (2015-2018), 320 1.6i (2019->), 320 2.0i (2015-2018), 320 2.0i Gran Turismo (2016->), 320 2.0i Touring (2015-2019), 320 2.0i xDrive (2015-2018), 320 2.0i xDrive Gran Turismo (2016->), 330 2.0i (2015-2018), 330 2.0i Gran Turismo (2016->), 330 2.0i Touring (2015-2019), 330 2.0i xDrive (2015-2018), 330 2.0i xDrive Gran Turismo (2016->), 330 2.0i xDrive Touring (2015-2019), 418 1.5 i (2016->), 420 2.0i (2016-2020), 420 2.0i Gran Coupe (2016-2021), 420 2.0i xDrive (2016->), 420 2.0i xDrive Gran Coupe (2016-2021), 430 2.0i (2016->), 430 2.0i Gran Coupe (2016-2021), 430 2.0i xDrive (2016->), 430 2.0i xDrive Gran Coupe (2016-2021), 520 1.6i (2017->), 530 2.0i (2017->), 530 2.0i xDrive (2017->), 630 2.0i (2017-2020), 730 2.0i (2015-2019), 730 2.0 Li (2015-2019), X1 1.5i (2015->), X1 2.0i (2015->), X3 1.6 sDrive 20i (2017->), X3 2.0i (2015->), X3 2.0 xDrive 30i (2017->), X320 2.0i xDrive Touring (2015-2019), X4 2.0 xDrive 20i (2018->), X4 2.0 xDrive 30i (2018->), **FIAT:** 500X 1.0 (2018->), 500X 1.3 (2018->), Argo, Tipo 1.0 (2020->), Uno, Mobi, **JEEP:** Renegade 1.0 T-Gdi (2018->), Renegade 1.3 T-Gdi (2018->), Renegade 1.3 T-Gdi 4x4 (2018->), **MINI:** Cooper 1.2 First (2015->), Cooper 1.5 (2015->), Cooper 1.5 Clubman (2015->), Cooper D 2.0 Cooper Works (2015->), Cooper S 1.6 (2013->), Cooper S 1.6 4x4 (2015->), Cooper S 2.0 (2015->), Cooper S 2.0 4x4 Clubman (2014->), Cooper S 2.0 JCW (2013->), John Cooper Works 1.6 (2015->), One 1.5 Clubman (2015->)

Bosch Equivalente / Replace



UF-11.469 Tipo / Type:



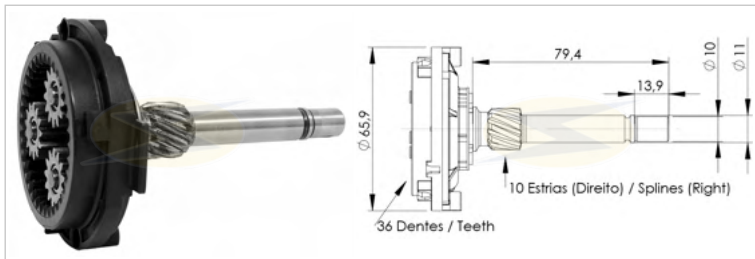
Equivalente / Replace: 1 006 200 469

Partida / Starter: 0 001 139 011, 0 001 139 012, 0 001 139 021, 0 001 139 022, 0 001 139 037, 0 001 137 038

Aplicação / Application: **PORSCHE:** Cayenne 4.8 GTS (2012-2014), Cayenne 4.8 S (2010-2014), Cayenne 4.8 Turbo (2010-2014), Cayenne 4.8 Turbo S (2013-2014), Panamera 3.0 D (2011->), Panamera 3.0 S (2013->), Panamera 3.0 S Hybrid (2011->), Panamera 3.6 (2010->), Panamera 3.6 4 (2010->), Panamera 4.8 4S (2009->), Panamera 4.8 GTS (2012->), Panamera 4.8 S (2009->), Panamera 4.8 T (2009->), Panamera 4.8 T S (2011->), Macan (2014 - 2019) 95B 3.6 Turbo 3604 ccm / 294 KW / 400 PS, Macan (2014 - 2019) 95B 3.0 S 2997 ccm / 250 KW / 340 PS, Macan (2015 - 2019) 95B 3.0 GTS 2997 ccm / 265 KW / 360 PS, Macan (2016 - 2019) 95B 3.6 Turbo 3604 ccm / 324 KW / 440 PS

Reparo da planetária / Repair for Planetary: **R-0075, R-0162**

Bosch Equivalente / Replace



UF-11.477 Tipo / Type:



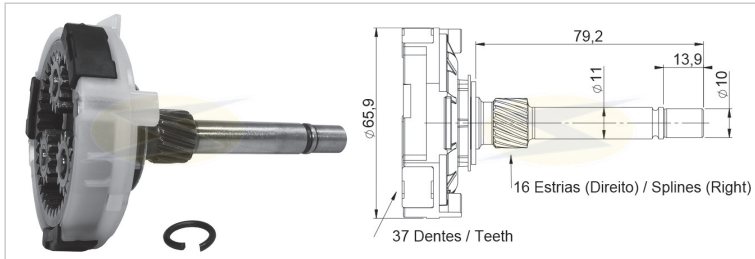
Equivalente / Replace: 1 007 010 128, (Substituta com coroa injetada da 1 006 200 319)

Partida / Starter: **BOSCH:** 0 001 107 433, 0 001 107 438, 0 001 107 441, 0 001 107 448, 0 001 107 449, 0 001 107 476, 0 001 107 477, 0 001 107 529, 0 001 107 530, 0 001 107 531, 0 001 107 456, 0 001 107 514, 0 001 107 545, 9 001 107 434, F 004 A94 434, F 004 A94 441, F 004 A94 449.

Aplicação / Application: **TOYOTA:** Corolla, Yaris, Aygo, Avenis, Verso, **CITROEN:** C1, **PEUGEOT:** 107, **RENAULT:** Duster, Clio, Espace, Fluence, Laguna, Megane, Traffic, **FORD:** Bronco, Cortina, Fairlane, **BMW:** 116, 118, 120, 125, 130, 135, 316, 318, 320, 323, 325, 330, 335, 520, 523, 525, 530, 535, 630, 730, 740, X1, X3, X5, X6, Z4.

Reparo da planetária / Repair for Planetary: **R-0148, R-0149**

Bosch Equivalente / Replace



UF-11.493 Tipo / Type:



Equivalente / Replace: 1 006 200 309, 1 006 200 307, 1 006 200 306, 1 006 200 304, 1 006 200 303, 0 001 200 301, 1 006 200 302, 1 006 200 310, 1 006 200 493

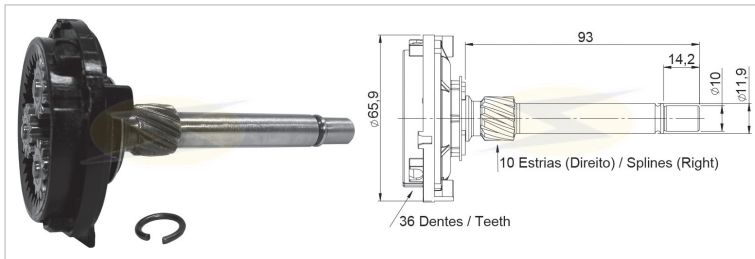
Partida / Starter: **BOSCH:** 0 001 107 401, 0 001 107 402, 0 001 107 403, 0 001 107 404, 0 001 107 405, 0 001 107 406, 0 001 107 407, 0 001 107 408, 0 001 107 410, 0 001 107 411, 0 001 107 417, 0 001 107 418, 0 001 107 421, 0 001 107 422, 0 001 107 427, 0 001 107 428, 0 001 107 446, 0 001 107 447.

Aplicação / Application: **DAEWOO:** Lacetti Hatch 1.4 (2002-2004), **FIAT:** Barchetta 1.8 16V (1995-2004), Bravo 2.0 20V (1998-2001), Coupe 1.8 / 2.0, Marea 1.8 / 2.0, Punto 1.8 HGT (1999->), Stilo 1.8 16V (2001->), Stilo Multi Wagon 1.6 (2005-2007), **MERCEDES BENZ:** 410 2.3 (1982-1995), 200 2.0, 230 2.3, C 180 1.8 / 2.0, C 200 2.0, C 220 2.2 (1993-1996), C 230 2.3, C 250 1.8 CGI (2009->), CLK 200 2.0, CLK 230 2.3, E 200 2.0, E 220 2.2 (1993-1997), E 230 2.3 (1996-1997), ML 230 2.3 (1998->), SLK 200 2.0, SLK 230 2.3 Kompressor (1996-2004),

Sprinter 214 / 308 / 314 / 414, V 200 2.0 (1996-2003), V 230 2.3 (1996-2003), Vito 113 / 114, **OPEL:** Agila 1.0 / 1.2, Astra 1.2 / 1.4 / 1.6 / 1.8, Combo 1.2 / 1.4 / 1.6, Corsa 1.0 / 1.2 / 1.4 / 1.8, Meriva 1.4 / 1.8, Tigra 1.6 / 1.8, Vectra 1.4 / 1.6 / 1.8, Zafira 1.6, **SAAB:** 9-3 1.8 i (2004->), **GM:** Korando 2.3 (1996-2000), Musso 2.3/3.2 (1999->), **VW:** LT 28-35 2.3 (1996-2001), LT 40-55 2.3 (1996-2001), **AUDI:** A3 1.9 TDi (2008->), **FORD:** C-Max 1.6 (2007->), Fiesta 1.25 / 1.3 / 1.4 / 1.6, Focus 1.4 / 1.6, Fusion 1.25 / 1.4 / 1.6, Puma 1.4 / 1.6 / 1.7, Ka 1.3 / 1.6, **MAZDA:** 2.1.3 (2003->), 2.1.4 (2003->), **VOLVO:** S40 1.6, V50 1.6, **ALFA ROMEO:** 145 1.6 / 1.8 / 2.0, Alfa 146 1.4 / 1.6 / 1.8 / 2.0, 147 1.6 / 2.0, 155 1.6 Twin Spark (1996-1997), 156 1.6 / 1.8 / 2.0, GT 1.8 / 2.0, GTV 1.8 / 2.0, Spider 1.8 / 2.0, **LANCIA:** Dedra 1.8 16V (1996-1999), Delta 1.8 i.e. (1996-1999), Lybra 1.8 / 2.0

Reparo da planetária / Repair for Planetary: **R-0118, R-0119, R-0161, R-0187**

Bosch Equivalente / Replace



UF-11.508 Tipo / Type:



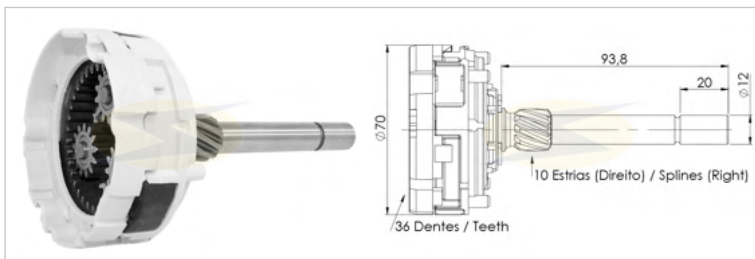
Equivalente / Replace: **BOSCH:** 1 006 200 454

Partida / Starter: **BOSCH:** 0 001 107 450, 0 001 107 451, 0 001 107 508, 0 001 107 509, 0 001 107 534.

Aplicação / Application: **AUDI:** A4 1.8 FSi (2007-2011), A4 2.0 TFSi (2008-2013), A5 1.8 TFSi (2007-2015), A5 1.8 TFSi Sportback (2009-2015), A5 2.0 TFSi (2008-2015), A5 2.0 TFSi Sportback (2009-2015), A6 2.0 TFSi (2011-2013), A6 2.0 TFSi Quattro (2012-2013), Q5 2.0 TFSi (2008-2009), Q5 2.0 TFSi Quattro (2012-2015), **PORSCHE:** Macan 2.0 (2014->)

Reparo da planetária / Repair for Planetary: **R-0148, R-0149**

Bosch Equivalente / Replace



UF-11.512 Tipo / Type:



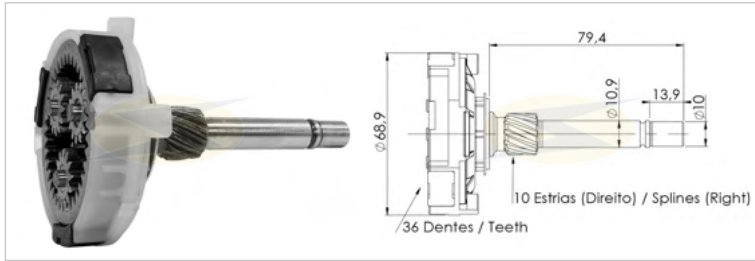
Equivalente / Replace: 1 006 200 512

Partida / Starter: **BOSCH:** 0 001 115 089.

Aplicação / Application: **FORD:** Transit 2.2 TDCi (2011->), Transit 2.2 TDCi 4x4 (2011-2014), Transit 2.2 TDCi RWD (2011-2014), Transit FT 2.2 TDCi 4X4 (2014->), Transit FT 2.2 TDCi RWD (2014->)

Reparo da planetária / Repair for Planetary: **R-0126**

Bosch Equivalente / Replace

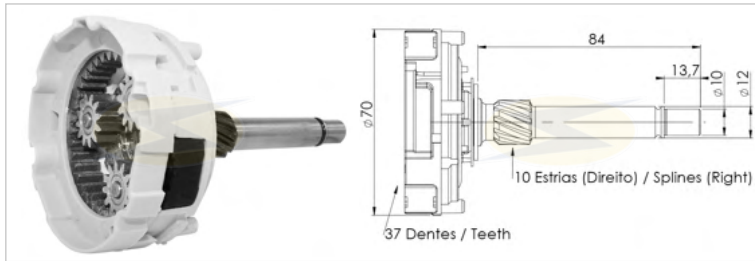


Fairlane Saloon 3.3/3.6/3.9/4.0/4.1/4.9, **BMW:** 116, 118, 120, 125, 130, 135, 316, 318, 320, 323, 325, 330, 335, 520, 523, 525, 530, 535, 630, 730, 740, X1, X3, X5, X6, Z4 - **Reparo da planetária / Repair for Planetary: R-0158, R-0161**

UF - 11.514 Tipo / Type:

Equivalente / Replace: 1 006 200 319, (Substituta com coroa de metal da 1 007 010 128)
Partida / Starter: **BOSCH:** 0 001 107 456, 0 001 107 514, 0 001 107 545, 9 001 107 434, F 004 A94 434, F 004 A94 441, F 004 A94 449, 0 001 107 433, 0 001 107 438, 0 001 107 441, 0 001 107 448, 0 001 107 449, 0 001 107 476, 0 001 107 477, 0 001 107 529, 0 001 107 530, 0 001 107 531.
Aplicação / Application: **TOYOTA:** Corolla 1.8/2.0, Auris 1.4 D-4D (2007->), Yaris 1.4 D-4D (2005->), Aygo 1.0i (2005->), Avenis Estate 1.6/1.8/2.0 (2009->), Avenis Saloon 1.8/2.0 (2008->), Verso 1.6/1.8 (2009->), **CITROEN:** C1 1.0 (2005->), **PEUGEOT:** 107 1.0 (2005->), **RENAULT:** Duster 2.0 / 2.0 4x4 / 2.0 Flex (2011->), Clio 2.0 16V Sport (2006->), Espace 2.0 (2005->), Fluence 2.0 (2011->), Laguna 2.0 (2008->), Laguna 2.0 16V Turbo (2007->), Megane 2.0 (2003-2010), Megane 2.0 16V (2008->), Megane 2.0 R.S. (2014->), Megane 2.0 TCe (2009->), Trafic 2.0 16V (2006->), **FORD:** Bronco 4.1 4x4 (1981-1984), Cortina Estate 3.3 / 4.1, Cortina Saloon 3.3 / 4.1.

Bosch Equivalente / Replace

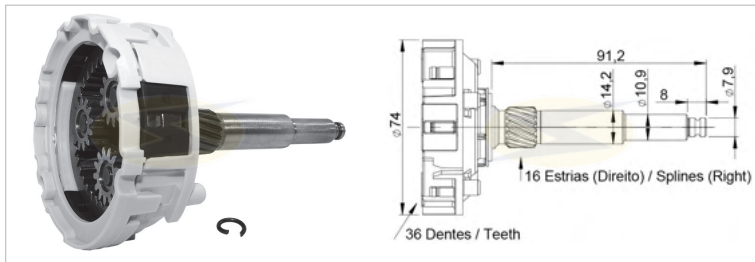


Reparo da planetária / Repair for Planetary: R-0159

UF - 11.575 Tipo / Type:

Equivalente / Replace: 1 006 200 575
Partida / Starter: 0 001 147 425
Aplicação / Application: **BMW:** 125 2.0 i (2011->), 220 2.0 i (2013->), 228 2.0 i (2014->), 320 2.0 i (2012->), 320 2.0 i xDrive (2011->), 328 2.0 i (2011->), 328 2.0 i xDrive (2011->), 420 2.0 i (2013->), 420 2.0 i xDrive (2013->), 428 2.0 i (2013->), 428 2.0 i xDrive (2013->), 520 2.0 i (2011->), 528 2.0 i (2011->), 528 2.0 i xDrive (2011->), GT320, X1 2.0 sDrive 16 i (2013->), X1 2.0 sDrive 20 i (2011->), X1 2.0 xDrive 20 i (2011->), X1 2.0 xDrive 28 i (2011->), X3 2.0 xDrive 20 i (2011->), X3 2.0 xDrive 28 i (2011->), X4 2.0 xDrive 20 i (2014->), X4 2.0 xDrive 28 i (2014->), Z4 sDrive 18 i 2.0 (2013->), Z4 sDrive 20 i 2.0 (2011->), Z4 sDrive 28 i 2.0 (2011->).
Reparo da planetária / Repair for Planetary: R-0159

Bosch Equivalente / Replace

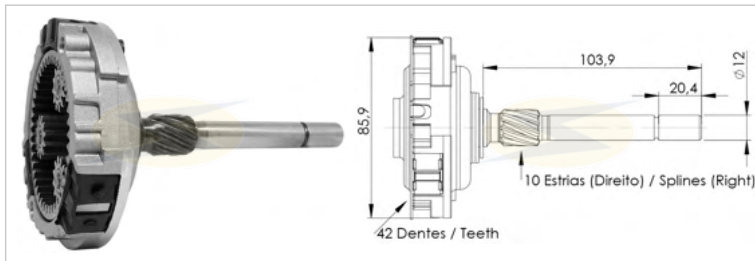


Reparo da planetária / Repair for Planetary: R-0159

UF - 11.588 Tipo / Type:

Equivalente / Replace: 1 006 200 588
Partida / Starter: 0 001 124 028, 0 001 124 029, 0 001 125 625, 0 001 125 626
Aplicação / Application: **TOYOTA:** Hilux 2.8 / 3.0 Diesel (2016-2018), SW4 2.8 Diesel (2016-2018)

Bosch Equivalente / Replace

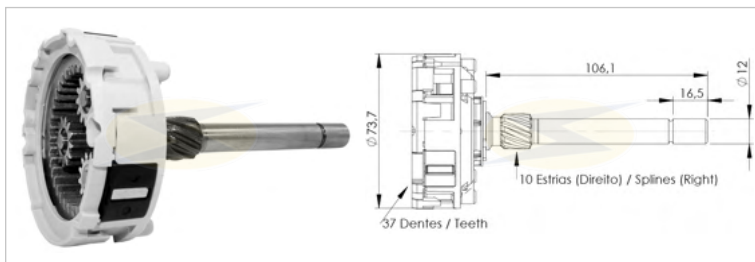


Aplicação / Application: **OPEL:** Frontera 2.3, Omega 2.3 09.1988 >03.1994, **FIAT:** Ducato 03.1994>03.1998 **MERCEDES BENZ:** Sprinter 310 D / 312 D / 412 D, 310D Sprinter 1996>10.1996>12.1996, 01.1997>, 312D 08.1999>, 412D 10.1999>. **LAND ROVER:** Defender 2.5 turbo diesel 08.1990>12.2001, Discovery 2.5 TDI 09.1989>09.1994, (motor 19L) 10.1993>12.1998. Range Rover I 2.5 tdi classic (motor 14L) 10.1992>09.1994, (motor 300 tdi 10.1994>04.1996). Range Rover II 2.5 dt/dse (motor M51- D25) 09.1994>09.2002, **IVECO:** 35 S14, 45 C16, 50 C15, 55 C16, Daily 35-10, Daily 49-10, Daily 10 (motor 8140) 11.1997>. **DODGE:** Dakota 2.5D 10.1998> **FORD:** F-1000 10.1995>, F-1000 10.1995> **CHEVROLET - GM:** S10 2.5, Blazer 2.5 diesel 08.1997>, **RENAULT:** Jumper, **BMW:** 850 Ci, **CITROEN:** Jumper - **Reparo da planetária / Repair for Planetary: R-0109, R-0110, R-0121, R-0123**

UF - 11.590 Tipo / Type: EV

Equivalente / Replace: 9 001 337 059, 9 003 336 270
Partida / Starter: 0 001 218 011, 0 001 218 122, 0 001 218 159, 0 001 218 168, 0 001 218 171, 0 001 218 174, 0 001 218 177, 9 000 331 432, 9 000 331 433, 0 001 218 002, 0 001 218 004, 0 001 218 005, 0 001 218 009, 0 001 218 013, 0 001 218 111, 0 001 218 112, 0 001 218 113, 0 001 218 114, 0 001 218 115, 0 001 218 121, 0 001 218 125, 0 001 218 126, 0 001 218 127, 0 001 218 130, 0 001 218 131, 0 001 218 135, 0 001 218 141, 0 001 218 143, 0 001 218 145, 0 001 218 146, 0 001 218 147, 0 001 218 153, 0 001 218 158, 0 001 218 161, 0 001 218 175, 0 001 218 176, **CHRYSLER:** 35532045, **CITROEN:** 5802V4, **FIAT:** 130019808, **FORD:** BF5T11001AA, **CHEVROLET - GM:** 1202048, 1202955, 1202960, 90008258, 90376895, 93278011, **IVECO:** 99451753, 504201467, 994517530, 5801405959, **LAND ROVER:** ERR5009A, ERR5445, **MAXION:** 74161, **MERCEDES BENZ:** 0051510501, 0051511501, **MWM:** 905720100081

Bosch Equivalente / Replace

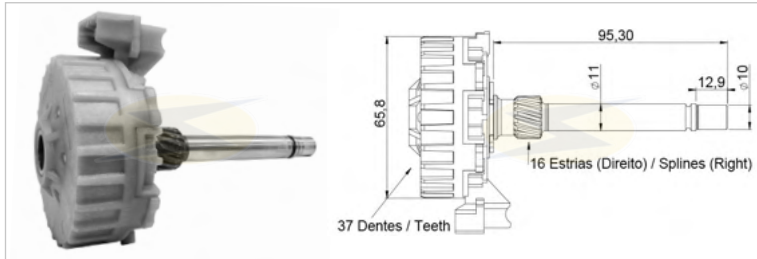


Reparo da planetária / Repair for Planetary: R-0075, R-0078, R-0079

UF - 11.625 Tipo / Type:

Equivalente / Replace: F 000 AL2 625
Partida / Starter: F 000 ALO 129, F 000 ALO 150, F 000 ALO 152
Aplicação / Application: **FORD:** Cargo 8t / 11t / 13t / 15t / 24t / 26t / C 7t / C 8t / C 9t / C 12t / C 13t / C 14t / C 15t / C 16t / C 17t C 24t, **MERCEDES BENZ:** Sprinter 515 CDI
Reparo da planetária / Repair for Planetary: R-0075, R-0078, R-0079

Bosch Equivalente / Replace



UF - 11.663 Tipo / Type:

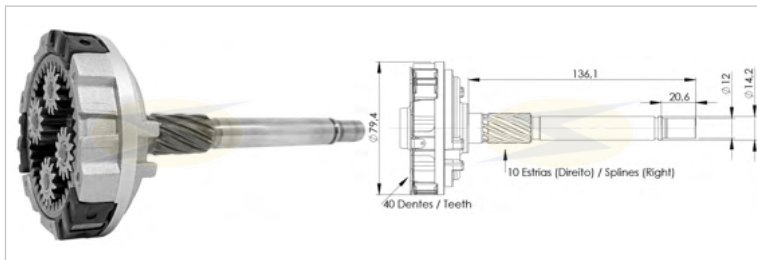
Equivalente / Replace:

Partida / Starter: 0 001 170 663

Aplicação / Application: **CHEVROLET / GM:** Tracker 1.0 (2020-2021)

Reparo da planetária / Repair for Planetary: **R-0152**

Bosch Equivalente / Replace



UF - 11.727 Tipo / Type:

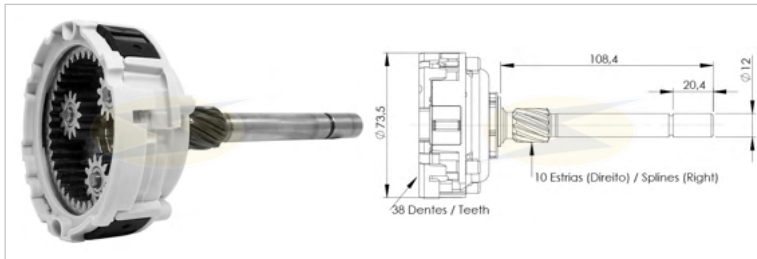
Equivalente / Replace: F 002 G20 727

Partida / Starter: F 002 G20 904, F 002 G70 092, F 002 G70 407, F 002 G70 344, F 002 G70 450, F 002 G70 276, F 002 G70 458, F 002 G70 370, F 002 G70 353, F 002 G70 156, F 002 G70 022, F 002 G20 720, F 002 G70 007, F 002 G70 205.

Aplicação / Application: **FORD:** Cargo C1317 / 1319 / 1517 / 1519 / 1717 / 1719 / 1722 / 1723 / 2422 / 2423 / 2428 / 2429 / 2622 / 2623 / 2628 / 2629

Reparo da planetária / Repair for Planetary: **R-0128, R-0139**

Bosch Equivalente / Replace



UF - 11.779 Tipo / Type:

Equivalente / Replace: F 000 AL2 779, F 000 AL2 653

Partida / Starter: F 000 ALO 128, F 000 ALO 136, F 000 ALO 138, F 000 ALO 139, F 000 ALO 157

Aplicação / Application: **AGRALE:** 5000 D, 6150 TD, 7000 D, 7500 TD, Trator BX4.60 / BX4.90 / BX4.100 / BX4.110 / BX4.130 / BX4.150, **CASE:** Escavadeira 80 CR / P, Pá carregadeira W18 / W20,

CBT: Trator 1065 / 1105 / 2080 / 2105 / 8060 / 8240 / 8440, **CHEVROLET-GM:** D6000, D20, **FIAT ALLIS:** Retroescavadeira FB80, **FORD:** Cargo C 814 / 815 / 1215 / 1216 / 1217 / 1415 / 1416 / 1417 / 1421 / 1617 / 1621, F4000, Trator 8040 / 8055, **JOHN DEERE:** Colheitadeira SLC 6200 / 6200 Turbo / 7200 Turbo / 7700 Turbo, **MASSEY FERGUSON:** Trator MF1630 / MF3640 / MF5650 / MF6845 / MF6855 / MF6865,

MAXION: Trator 9075 / 9090, **MERCEDES BENZ:** 608 L D, 610 L, 708 L E, 709, 710, 712, 809 LO, 812 LO, 814 LO, 912, 914, 917, 1013 L, 1111 L, 1113 L, 1114 L, 1116 L, 1117 L, 1214 C, 1218 L, 1219 LP,

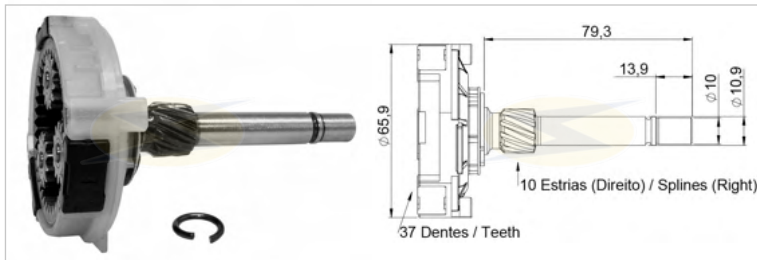
1313 L, 1316 L, 1317 L, 1318 L, 1319 L, 1414 L, 1418 L, 1419 LP, 1420 L, 1513 L, 1516 L, 1517 L, 1518 L, 1518 LS, 1614 L, 1620 L, 1621 L, 1714 K, 1718 A, 1720, 1721, 1722, 1723, 2013 L, 2014 L, 2016 L, 2213 L, 2214 L, 2215 L, 2216 L, 2217 L, 2218 LB, 2218 LK, 2314 L, 2318 L, 2318 LB, 2318 LK, 2418, O362, O364, O365, OF812, OF1113, OF1114, OH1113, OH1133, OH1314, OH1316, **MWM:** Motor D229-4 / D229-6 / TD229-6,

NEW HOLLAND: Trator 8040 / 8055, **SLC:** Colheitadeira 6200 / 6200 Turbo / 7200 Turbo / 7700 Turbo, **TOYOTA:** Bandeirante, **VALMET:** Trator 62 ID / 65 ID / 68 / 78 / 88 / 110 ID / 118 D / 128 D / 138 Turbo / 148 / 880 / 980,

VALTRA: Tratores, **VOLKSWAGEN:** 12170, 13170, 13190, 14170, 15170, 16170, 16200, 17210

Reparo da planetária / Repair for Planetary: **R-0140, R-0141**

Bosch Equivalente / Replace



UF - 11.956 Tipo / Type:

Equivalente / Replace: 1 006 200 956

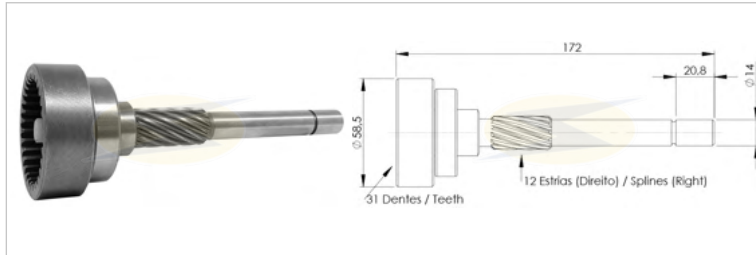
Partida / Starter: 0 001 108 420, 0 001 108 421, F 000 ALO 901, F 000 ALO 903

Aplicação / Application: **ALFA ROMEO:** 159 2.0 JTDM (2009->), 160 2.0 JTDM (2009->), 161 2.0 JTDM (2009->), Brera 2.0 JTDM (2009->), Spider 2.0 JTDM (2009->), **FIAT:** Toro Diesel, Bravo 2.0 D Multijet (2008->), Doblo 1.6 JTD (2015->), Ducato 115 2.0 JTD (2011->), Linea 1.6 D Multijet (2011->), Sedici 2.0 D Multijet (2009->), **LANCIA:** Delta 1.9 D Multijet (2008->), Delta 2.0 D Multijet (2008->),

SUZUKI: SX4 1.6 DDiS (2013->), SX4 2.0 DDiS (2009-2013), SX4 2.0 DDiS 4x4 (2009-2013), SX4 S-Cross 1.6 DDiS (2013->), **JEEP:** Renegade Diesel, Compass Diesel, **MERCEDES BENZ:** Sprinter 213 2.2 CDi (2006-2016), Sprinter 313 2.2 CDi (2006-2016), Sprinter 413 2.2 CDi (2006-2016), Sprinter 513 2.2 CDi (2006-2016).

Reparo da planetária / Repair for Planetary: **R-0161, R-0187**

Delco Equivalente / Replace



Metafor Pulverizador, Muller Dtv140, Skider, Tm- 14, Zanello, Timberjack 610 Forwarder, 450c, 480c (Motor Cummins 4b3.9, 4bt3.9, 6b5.9, 6btaa), **TIMBERJACK**: 608, 608 Harvester, Ciber Vibrador, Komatsu Pc200 Escavadeira (Motor Cummins 4b3.9, 4bt3.9, 6b5.9, 6bt5.9, 6btaa) **FIAT ALLIS**: Motoniveladora FG140.2, Pá carregadeira FR12 / FR128, Trator de esteiras 7D, (Motor Cummins 6bt5.9), Grader Pg140 / Pg160 (Motor Ford 7.5l Gma), Pá Carregadeira Fr128, Trator De Esteira 7d, Grader Fg-1402.2, Case Grader 845 / 845.2, Pá Carregadeira W20, Fd 170, **FORD**: F12000 / F14000 (Motor Cummins B 5.9 Litros 160cv), **CUMMINS**: 4b3.9, 4bt3.9, 6b5.9, 6bt5.9, 6btaa, **MERCEDES BENZ**: 712 E, O712 L, O812 L, O814 L, OF1721, OH1420, OH1621, OH1623, 710, 1418r, 1720, 1720k, L 1620, Lo 814 (Motor Om 364 E Om 366 Em 12v), Of 1721, Oh 1420, Oh 1621, Oh 1623 (Motor Om 364 E Om 366 Em 24v), **TRATORES**: 5410 (Motor 4045d 4 Cil . 4.5l), Tratores 2140, 2850, 3140, 3350, 3540, 3550 (Motor 6359 / 4239d), Tratores 1420, 2330, 2420, 2530, 2730 (Motor 3 / 4 Cil .), Tratores 5600, 5700 E 6300 (Motor 4039d / T 4 Cil . 3.9l), Tratores 6600 (Motor 6059t 6 Cil . 5.9l), Tratores 627, 727, 3420, 3530, 4420, 4530, (Motor 6 Cil.), **CASE**: Motoniveladora 845 / 845.2, Pá carregadeira W20, Retro-Escavadeira 580l / 580l Se, **DYNAPAC**: Máquinas diversas, **JOHN DEERE**: Trator 627 / 727 / 1420 / 2140 / 2330 / 2420 / 2530 / 2730 / 2850 / 3140 / 3350 / 3420 / 3530 / 3540 / 3550 / 4420 / 4530 / 5010 / 5600 / 5700 / 6300 / 6600, **KOMATSU**: Escavadeira PC200, **MULLER**: Rolo compactador DTV140, Trator TM14

UF - 14.032

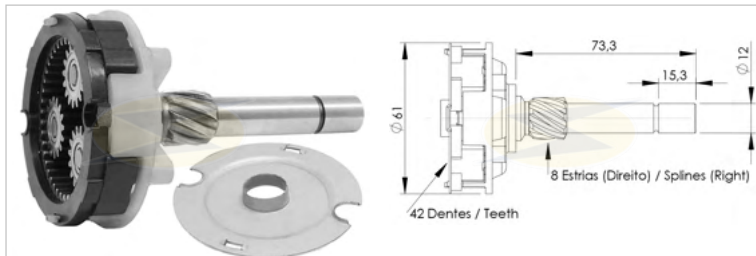
Tipo / Type: **28MT** (Acompanha Rolamento / Bearing Include)



Equivalente / Replace: 10457032
 Partida / Starter: **DELCO**: 1113271, 1113272, 1113273, 1113274, 1113275, 1113278, 1113279, 1113280, 1113281, 1113282, 1113283, 1113284, 1113285, 1113286, 1113288, 1113289, 1113290, 1113292, 1113297, 10479600, 10479604, 10479605, 10479606, 10479607, 10479608, 10479612, 10479613, 10479614, 10479615, 10479616, 10479617, 10479618, 10479620, 10479621, 10479622, 10479624, 10479625, 10479628, 10479630, 10479636, 10479638, 10479640, 10479641, 10479642, 10479645, 10479648, 10479654, 1113276, 113277, 113291, 10479623, 10479629, 10479634, 10479643, 10479644, 10479651, 10479652, 10479564, 10479655, **CASE**: 75259789, 75323045, C148031A1, **CUMMINS**: 3282731, 3918377, 3918378, 3936148, 3939649, **FORD**: F7HT11001AC, **JOHN DEERE**: AJ59341, R509658, **MERCEDES BENZ**: A0051518301, A0051518501, A0051518502

Aplicação / Application: **AGCO**: Arg. Dicumar 6bt-F700, Dynapac, G-Drive, Ingersoll Rand 95, 110, 125,

Delco Equivalente / Replace



Magentis 2.4L, Optima 2.0L, Optima 2.4L, Rondo 2.4L, Sorento 2.4L, Sportage 2.0L, Sportage 2.0 4x4, Sportage 2.4L, Carens 2.0, **HYUNDAI**: Genesis Coupe 2.0L, Genesis Coupe Turbo, Grandeur 2.4, 135 2.0L, Grandeur 2.0D, Santa Fé 2.4L, Sonata 2.0L, Sonata 2.4L, Tucson 2.0L, Tucson 2.4L, IX55 (Ve-racruz) 3.8

UF - 14.057

Tipo / Type: **PG260D6, PMGR**

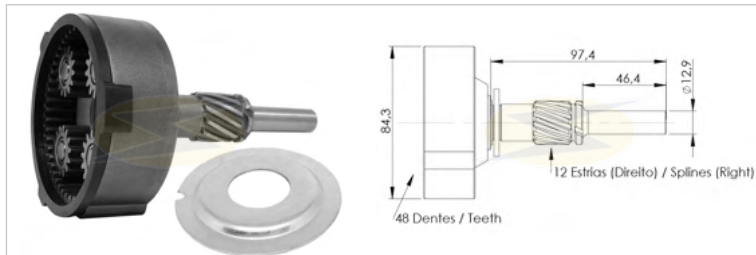


Equivalente / Replace:
 Partida / Starter: 8000357, 24581746, 8000465, 361003C151, 36100 2G000, 36100 2G200, 6100 2G300, 96000

Aplicação / Application: **KIA**: Forte 2.0L, Forte 2.4L, Forte Koup 2.0L, Forte Koup 2.4L, Forte 5 2.0L, Magentis 2.4L, Optima 2.0L, Optima 2.4L, Rondo 2.4L, Sorento 2.4L, Sportage 2.0L, Sportage 2.0 4x4, Sportage 2.4L, Carens 2.0, **HYUNDAI**: Genesis Coupe 2.0L, Genesis Coupe Turbo, Grandeur 2.4, 135 2.0L, Grandeur 2.0D, Santa Fé 2.4L, Sonata 2.0L, Sonata 2.4L, Tucson 2.0L, Tucson 2.4L, IX55 (Ve-racruz) 3.8

Reparo da planetária / Repair for Planetary: **R-0132**

Delco Equivalente / Replace



tellation 17320 / 19320 / 19360 / 24320 / 25320 / 25370 / 25400 / 31320, Titan Tractor 18310 (c/ motor Cummins 8.3L), B18320 EO / B19320 EOT (c/ motor Cummins ISC 8.3L), Caminhões 17-220, 17-310, 23-210, 23-220, 23-310, 24- 220, 26-220, 26-260, 26-310 (c/ Motor Cummins 6ctaa 8.3 Litros), Caminhões 31-370, 25-370, 19-370 Com Motor 9,3 Litros Internacional E 18-310, 19-320, 31-320, Titan Tractor E Constellation Com Motor Cummins Isc 8,3 Litros, Ônibus 19320eot – Quéops Evolution (c/ Motor Cummins Isc 8,3 Litros), Caminhões 18.310 Titan Tractor, **CASE**: Colheitadeira de algodão 1822 / 1844 / 2055 / 2155, Colheitadeira de cana A8000 / A8800, Colheitadeira de grãos 1620 / 1640 / 1644 / 1666 / 1668 / 1670 / 1680 / 1688 / 1690 / 2144 / 2166 / 2188 / 2366 / 2399, Trator 1896 / 2055 / 2090 / 2094 / 2096 / 2290 / 2294 / 2390 / 2394 / 2470 / 2590 / 2594 / 2670 / 2870 / 3294 / 3394 / 4490 / 4494 / 4690 / 4694 / 4890 / 4894 / 4994 / 7110 / 7120 / 7130 / 7140 / 7210 / 7220 / 7230 / 7240 / 7250 / 8930 / 9110 / 9130 / 9210 / 9230 / 9240 / 9310 / 9330, Trator Magnum MX220 / MX240 / MX270 (c/ motor Cummins 8.3L), **JAC**: HFC4253, **RANDON**: Caminhão de mineração RK430B / RK430M / RK628C / RK628CF / RK628CR, **SCANIA**: P230, P270, P310, P340, P380, P420, P470, P480, R230, R270, R310, R340, R380, R420, R470, R480, T340, T380, T420, T470, **VOLVO**: FH12/380 4x4 Globetrotter (c/ motor Volvo D12 Diesel), FH12/380 6x2 P. Lotus 3 eixos (c/ motor Volvo D12 Diesel), FH12/420 4x2 Top-Class (c/ motor Volvo D12 Diesel), FH12/420 6x4 Globetrotter (c/ motor Volvo D12 Diesel), FM12/380 6x4 3 eixos (c/ motor Volvo D12 Diesel), FM12/420 8x4 4 eixos (c/ motor Volvo D12 Diesel), NH12/380 4x2 Globetrotter (c/ motor Volvo D12 Diesel), NH12/380 6x4 3 eixos (c/ motor Volvo D12 Diesel)

UF - 14.095

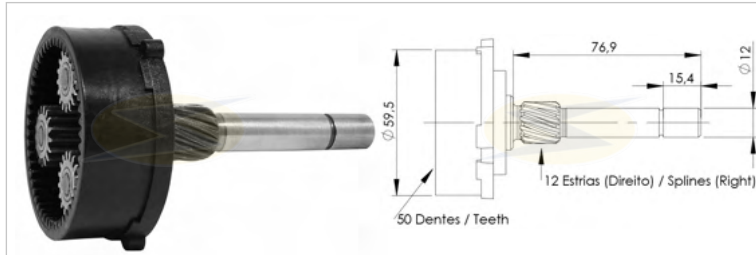
Tipo / Type: **38MT** (Impulsor Não Incluso / Start Drive Not Included)



Equivalente / Replace: 10512095
 Partida / Starter: 8200005, 8200025, 8200053, 8200072, 8200077, 200078, 200356, **DELCO**: 8200000, 8200007, 8200023, 8200024, 8200026, 8200075, 8200076, 8200211, 8200217, 8200235, 8200236, 8200239, 8200242, 8200269, 8200301, 8200322, 8200324, 8200356, 8200408, 8200486, 8200600, 8200733, 8201050, 8300005, 8300021, 8300022, 8300023, 8300025, 8300065, 8300066, 10461768, 10461769, 10461774, 10461775, 10461776, 10511731, 19026027, 19026028, 19026029, 19026030, 19026031, 19026032, 19026035

Aplicação / Application: **CUMMINS**: Motores C E Isc De 8,3 Litros, **FORD**: Cargo 1932 eletrônico (c/ motor Cummins 8.3 L), Cargo 16,22, 1630, 2422, 2425, 2622, 2626, 2630, 2631, 3222, 4030, (c/ Motor Cummins 6ctaa 8.3 Litros), Cargo Eletronico 2632, 2932, 4532, 5032, **VOLKSWAGEN**: Cons-

Delco Equivalente / Replace



UF - 14.150

Tipo / Type: **PG150S**

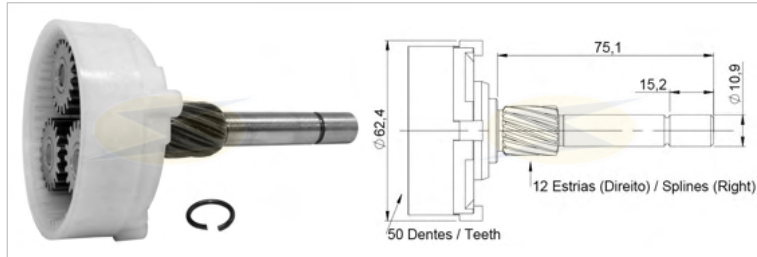


Equivalente / Replace:
 Partida / Starter: 9000846, 9000794, QDJ1236, 9675379880

Aplicação / Application: **CHEVROLET-GM**: Astra, Blazer, S10, Vectra - li (Sohc) 1.8 / 2.0 / 2.2 - 8v Até 03/2001, **PEUGEOT**: 308, 408, **CITROEN**: C4 Lounge

Reparo da planetária / Repair for Planetary: **R-0063, R-0088**

Delco Equivalente / Replace



UF - 14.266 Tipo / Type:

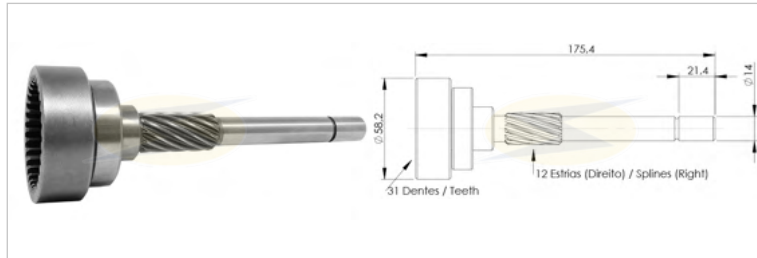
Equivalente / Replace:

Partida / Starter: QDJ1266A

Aplicação / Application: **CHERY**: Tiggo 2.0

Reparo da planetária / Repair for Planetary: **R-0177**

Delco Equivalente / Replace



UF - 14.357 Tipo / Type: 28MT (Acompanha rolamento / bearing include)

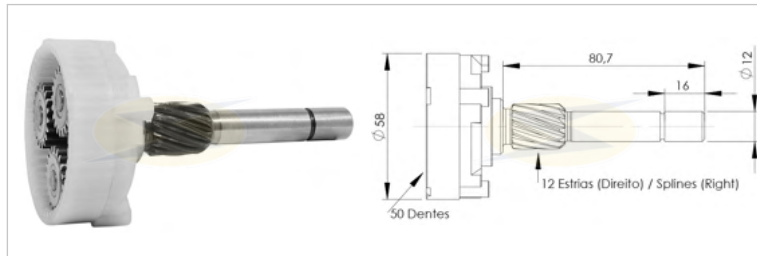
Equivalente / Replace: 10457357 (Eixo Longo / Long Shaft: 175,5mm)

Partida / Starter: **DELCO**: 10479626, 10479637, 10479648, 10479650, **MERCEDES**

BENZ: A0051512201, A0051517601

Aplicação / Application: **MERCEDES BENZ**: 714 C, 1217 EL, 1318 L, 1419, 1620 L, 1718, 1719, 1726, 1729, 2423 B, 2423 K, 2426, 2429, Accelo 815 / 1016, Atego 1315 / 1418 / 1418 / 1518 / 1718 / 1725 / 2425, Atron 1319 / 2324 / 2729 B / 2729 K / 2729 P, Axor 1933 / 2533 / 2826 / 2828 / 2831 / 2831 B / 2831 K / 2831 P, O500 R, O914 L, OF1418, OF1518, OF1519, OF1721, OF1722, OF1724, 712C, 715, 914C, 915C, 1215, 1218EL, 1218L, 1418L, 1418L, 1718, 1725, 2423, 2428, LO 914, O 500M, O 500U, OF 1417 com motores OM 904 e OM 906 eletrônicos em 24v, **MARCOPOLO**: Boxer, Torino

Delco Equivalente / Replace



UF - 14.368 Tipo / Type: PG260D

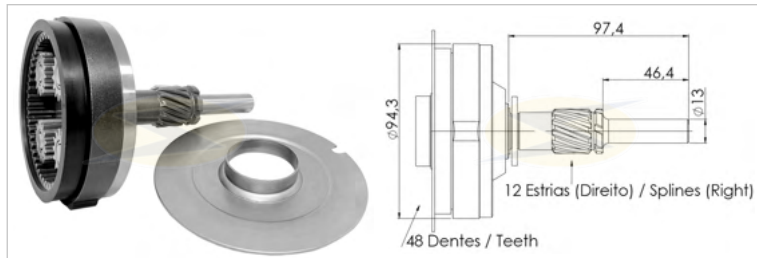
Equivalente / Replace: 10504495, 10452345, 10504514

Partida / Starter: **PG260B**, 9000981P, 9000890, 9000891, 9000893, 9000944, 9000948, 9000978, 9000981, 8000006, 8000090, 8000158, 8000159, 8000188, 93374341, 93374342, **DELCO**: 8000014, 8000287, 8000538, 8000661, **FIAT**: 7084991, **CHEVROLET-GM**: 93297652, 93297653, 93303527, 93304772, 93327502, 93384398

Aplicação / Application: **CHEVROLET-GM**: Agile 1.0/1.4/1.6 (2009-2015), Celta 1.0/1.4/1.6 (2000-2015), Cobalt 1.0/1.4/1.6 (2011-2013), Corsa Classic 1.0/1.4/1.6 (2003-2015), Corsa 1.0/1.4/1.6 (1994-2014), Montana 1.0/1.4/1.6 (2007-2013), Novo Corsa 1.0/1.4/1.6 (2007-2014), Pick-up Corsa 1.0/1.4/1.6 (1995-2002), Prisma 1.0/1.4/1.6 (2006-2014), Astra, Vectra - li(Sohc) 1.8 / 2.0 / 2.2 8v Após 03 / 2001, li(Dohc) 2.0 / 2.2 16v, Blazer 4.3 V6 Vortex, Monza 1.8 / 2.0 / 2.2 / 2.4, S10 4.3 V6 Vortex, Zafira 1.8 / 2.0

/ 2.2 / 2.4, **CITROEN**: Picasso 2.0 / 2.0 Diesel, **DAEWOO**: Espero 2.0, **FIAT**: Doblò 1.0 / 1.3 / 1.4 / 1.8 Fire, Idea 1.0 / 1.3 / 1.4 Fire, Palio 1.0 / 1.3 / 1.4 / 1.8 Fire, Palio Weekend 1.0 / 1.3 / 1.4 / 1.8 Fire, Punto 1.0 / 1.3 / 1.4 Fire, Siena 1.0 / 1.3 / 1.4 Fire, Stilo 1.8 Flex, Strada 1.0 / 1.3 / 1.4 / 1.8 Fire, **PEUGEOT**: 206 1.9 Diesel, 307 2.0 / 2.0 Diesel, Berlingo 1.9 Diesel, Partner 1.9 Diesel - **Reparo da planetária / Repair for Planetary: R-0064, R-0089**

Delco Equivalente / Replace



UF - 14.410 Tipo / Type: 39MT

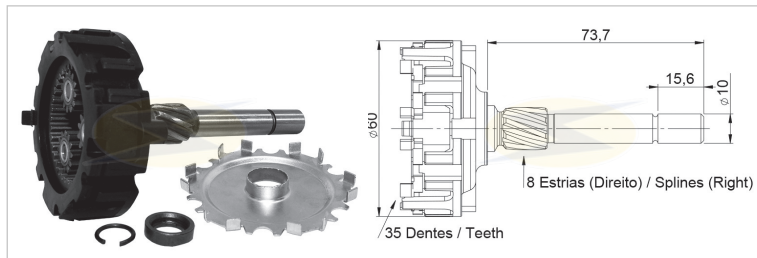
Equivalente / Replace: 10511410

Partida / Starter: **DELCO**: 8200032, 8200431, 19011523, 8200087, 8200081, 8200433, 8200101, 8200287, 8200434, 8200329, 8200434, 8200433, 8200470, 8200433, 8200308, 8200290, 8200050, 8200289, 8200308, 8200182, 8200469, 8200433, 8200223, 8200612, 8200468, 8200288, 8200308, 8200291, 8200433, 8200308, 8200289, 8200433, 8200435, 8200465

Aplicação / Application: **CUMMINS**: Geradores C350 D6 / C400 D6 com motor Cummins NTA855, **FREIGHTLINE**: Caminhões M2 106 com motor Cummins ISC, Caminhões Century com motor MBE4000, Caminhões Cascadia com motor MBE4000 / DD13 / DD15 / DD16, Caminhões Coronado com motor DD15 / DD16 / DD13, Caminhões M2-112 com motor DD13, **FIAT ALLIS**: Motoniveladora - FG 170, FG 170.2, FG 200 e FG 200.2

CASE: Motoniveladora 865, 865.2, 885 e 885.2, Pá Carregadeira W30, **NEW HOLLAND**: Motoniveladora 170 e 200, **NAVISTAR**: Caminhões Prostar / Transtar / Paystar com motor Cummins ISX / Cat, Caminhões Workstar com motor MaxForce 9 / 10, **MACK**: Caminhões Pinnacle / TerraPro / Granite com motor Mack MP10 / E7, Caminhões TerraPro / Granite com motor Mack MP7, **VOLVO**: Caminhões VN / VHD com motor Volvo D16 / D12, **PETERBILT**: Caminhões com motor Cat C10/C12, Cummins ISM, Cat/C9/C11/C13/C15, **CATERPILLAR**: Motoniveladora series K 12K, 120K, 140K e 160K

Delco Equivalente / Replace



UF - 14.417 Tipo / Type:

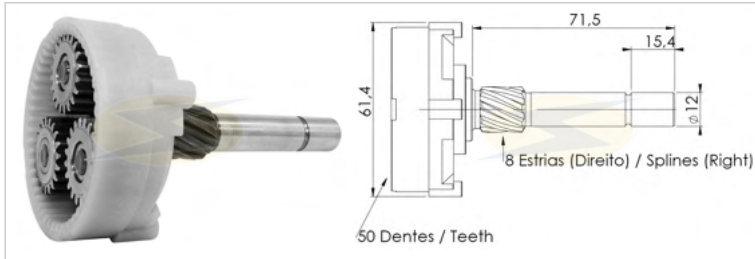
Equivalente / Replace:

Partida / Starter: **BORGWARNER**: 61005417, **HYUNDAI/KIA**: 36100-04270

Aplicação / Application: **HYUNDAI**: HB20 1.0 (2021->), i20, **KIA**: Rio IV 1.0

Reparo da planetária / Repair for Planetary: **R-0211**

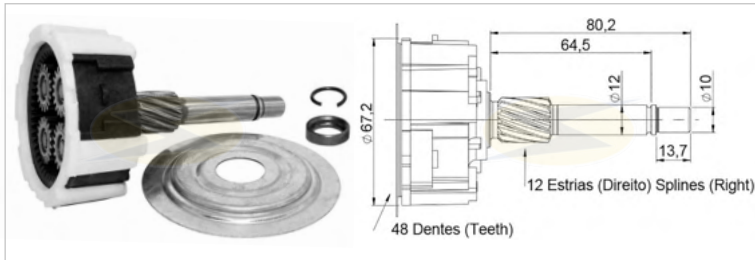
Delco Equivalente / Replace



UF - 14.525 Tipo / Type:

Equivalente / Replace: 10536525
Partida / Starter: 8000660P, PG260B, 8000444
Aplicação / Application: CHEVROLET-GM: Onix (2012->), Prisma (2012->)
Reparo da planetária / Repair for Planetary: R-0064, R-0089

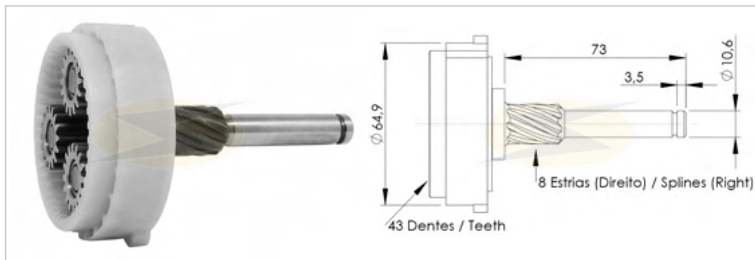
Delco Equivalente / Replace



UF - 14.534 Tipo / Type:

Equivalente / Replace:
Partida / Starter: 8000534, 361004A150
Aplicação / Application: HYUNDAI: HR 2.5 (2012->), H1 2.5 (2008-2011), KIA: Bongo K2500 2.5L TCI (2010->)
Reparo da planetária / Repair for Planetary: R-0181, R-0182

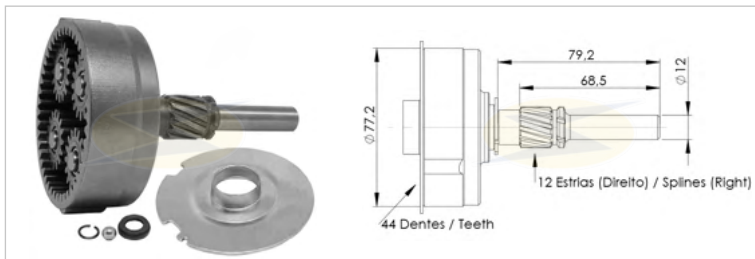
Delco Equivalente / Replace



UF - 14.711 Tipo / Type: PG260D

Equivalente / Replace:
Partida / Starter: 10455711
Aplicação / Application: CHEVROLET-GM: Omega GLS 95>98, Omega CD 6cc 4.1 mpi, Suprema CD 6cc 4.1 mpi
Reparo da planetária / Repair for Planetary: R-0066, R-0100

Delco Equivalente / Replace



UF - 14.811 Tipo / Type: 29MT - 12 Estrias (Direito) / Splines (Right)

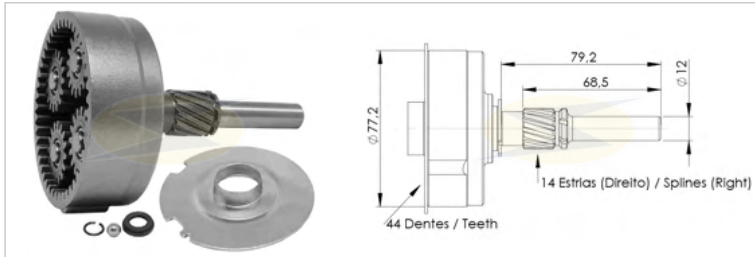
Equivalente / Replace: 10515811, 10515810, 10518783 (impulsor não incluso / starter drives not included)
Partida / Starter: 8200003, 8200004, 8200054, 8200064, 8200138, 8200196, 8200231, 8200292, 8200295, 8200296, 8200297, 8200326, 8200331, 8200357, 8200386, 8200474, 8200478, 8200495, 8200511, 8200512, DELCO: 8200001, 8200014, 8200065, 8200103, 8200216, 8200249, 8200257, 8200271, 8200387, 8200391, 8200400, 8200521, 8200564, 8200565, 8200570, 8200571, 8200621, 8200622, 8200677, 8200745, 8200796, 8200806, 8200816, 8200826, 8200848, 8200849, 8200850, 8200851, 8200852, 8200853, 8200854, 8200866, 8200874, 8200875, 8200882, 8200883, 8200884, 8200885, 8200886, 8200887, 8200889, 8200890, 8200906, 8300063, 8300064, 10461764, 10461765, 10461770, 19011400, 19011402, 19011403, 19011407, 19011409, CASE: 75264240, 75327465, 87739573,

CUMMINS: 3916854, 3918376, 3918377, 3918378, 3926932, FORD: 7C4511001AA, 7C4511001AB, BC4511001BA, MWM: 7000428C1, 7003690C1, 7004303C1, 7004304C1, 7004307C1, 905720100108, 905720100109, 905720100110, 905720100111, 905720100112, 905720100113, VOLKSWAGEN: 2P0911023B, 2P0911023E, 2R0911023C, 2R0911023E, 2R0911023F, 2R0911023H, 2S0911023A, 2T2911023A, 2W0911023H, JNV911023

Aplicação / Application: CNH, MERCEDES-BENZ, AGRALE: 1600, 4500, 5000, 6000, 6150, 7000, 7500, 8000, 8500, 9200, 10000, 13000, 14000, Trator 5065 / 5065.4 / 5075 / 5085, Trator BX4.90 / 100 / 110 / 130 / 150, Trator BX6.110 / 150 / 180, Ônibus MA7.9 / MA8.5 / MA9.2 / MA10.0 / MA12.0 / MA15.0 / MT12.0 / MT15.0, ATLAS COPCO: Compressor de ar XA56/76, Compressor de ar XA77/97, CASE: Mini pá carregadeira 430 / 440 / 440CT / 450 / 450CT, Motoniveladora 845 / 845.2, Pá carregadeira 521D / 621D / W20 / W130, Retroescavadeira 580 L / 580 L SE, CHEVROLET-GM: D20 4.1 (c/ motor Maxion S4), Silverado 4.1 (c/ motor Maxion S4), DYNA-PAC: Máquinas diversas, FIAT ALLIS: Motoniveladora FG140.2, Pá carregadeira FR128, Trator de esteiras 7D, Trator de esteiras FD170, FORD: Cargo C 815e / 816 / 1119 / 1317e / 1319 / 1517e / 1519 / 1717e / 1719 / 1722e / 1723 / 1729 / 2422e / 2423 / 2428e / 2429 / 2622e / 2623 / 2628e / 2629, KOMATSU: Escavadeira PC200, MARCOPOLO: Boxer, Torino, Volare V8 / W8 / W9, MULLER: Rolo compactador RT62H / RT82H / VAP55, NEW HOLLAND: Motoniveladora RG140, Pá carregadeira 12C, Trator TL60E / TL75E / TL85 / TL85E / TL95E, RANDON: Retroescavadeira RD406 / RK406, RUCKER: Rebocadores, VALMET: Tratores, VALTRA: Trator BH180 / BM100, VOLKSWAGEN: 8150 Delivery, 9150 E, 10150 E, 13180 E, 15190 E, 17210, 17250, 17250 E, 24250, 24250 E, Constellation 13180 / 15180 / 17260 / 26260 E / 31260 E, Delivery 5150 / 8150 E / 8160 / 9150 E / 9160 / 10150 E / 13180 E / 15190 E, Worker 8120 Euro II / III, Worker 13180 Euro II / III, Worker 15180 Euro III, Worker 17180 Euro III, B8120 OD Euro II / III, B8150 ODC / ODM / FEB, B9150 EOD / ODC, B15190 EOD, B17210 EOD, B17230 EOD / V-tronic, B17260 EOD / V-tronic, VOLVO: VM210, VM220, VM240, VM260, VM270, VM310, VM330, B270

Observação: Esta é a planetária 29MT conjunto antigo: Relação 6/12 [6 estrias impulsor (ZEN 1805)/12 estrias planetária]. Temos a Planetária 29MT conjunto moderno (UF-14.812): Relação 7/14 [7 estrias impulsor (ZEN 1679)/14 estrias planetária].
Notes: Planetary Gear for 29MT old model: Gear ratio 6/12 (6 splines Drive (ZEN 1805)/12 splines Planetary Gear) We have the Planetary Gear for 29MT new model (UF-14.812): Gear ratio 7/14 (7 splines Drive (ZEN 1679)/14 splines Planetary Gear).

Delco Equivalente / Replace



2324, 2423, 2423 B (betoneira), 2423 K (basculante), 2425, 2426 6x2, 2428, 2429 6x2, 2533, 2729 B (betoneira), 2729 K (basculante), 2729 P 6x4 (plataforma), 2826, 2828, 2831, 2831 K (basculante), Accelo, Atego, Atron, Axor, O500 M / U / R, O712, O812, O814, O914, OF1417, OF1418, OF1518, OF1519, OF1721, OF1722, OH1420, OH1621 L, OH1623 L.

Observação: Esta é a planetária 29MT conjunto moderno: Relação 7/14 [7 estrias impulsor (ZEN 1679)/14 estrias planetária]. Temos a Planetária 29MT conjunto antigo (UF-14.811): Relação 6/12 [6 estrias impulsor (ZEN 1805)/12 estrias planetária].

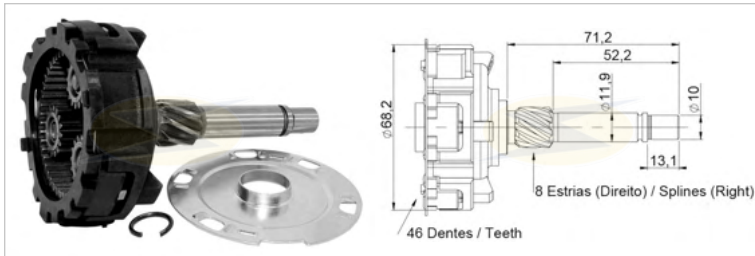
Notes: Planetary Gear for 29MT new model: Gear ratio 7/14 (7 splines Drive (ZEN 1679)/ 14 splines Planetary Gear) We have the Planetary Gear for 29MT old model (UF-14.811): Gear ratio 6/12 (6 splines Drive (ZEN 1805)/ 12 splines Planetary Gear)

UF - 14.812 Tipo / Type: **29MT / 31MT** - 14 Estrias (Direito) / Splines (Right)

Equivalente / Replace: 10515810, 10515811, 10518783
Partida / Starter: **DELCO:** 61005265, 8200003, 8200004, 8200054, 8200064, 8200138, 8200196, 8200231, 8200292, 8200295, 8200296, 8200297, 8200326, 8200331, 8200357, 8200386, 8200474, 8200478, 8200495, 8200511, 8200512, 8000090, 8000158, 8000159, 8000188, 93374341, 93374342, 8200810, 8201097, 10461771, 10461772, **MERCEDES BENZ:** A0051512201, A0051518301, A0051518501, A0051518502, A0061512101, A0061516701, A0071513401, A3761510201, A3761510301, A3761510401, A3761510501

Aplicação / Application: **CNH, FORD, VOLVO, VOLKSWAGEN, MERCEDES BENZ:** 710, 712 C, 712 E, 714 C, 715, 815, 915 C, 1016, 1215, 1218 EL, 1218 L, 1315, 1318 L, 1319, 1418, 1418 EL, 1418 L, 1418 R, 1419, 1518, 1620 L, 1718, 1719, 1720, 1720 A, 1720 K (basculante), 1725, 1726, 1726 4x4, 1729 S, 1933

Delco Equivalente / Replace

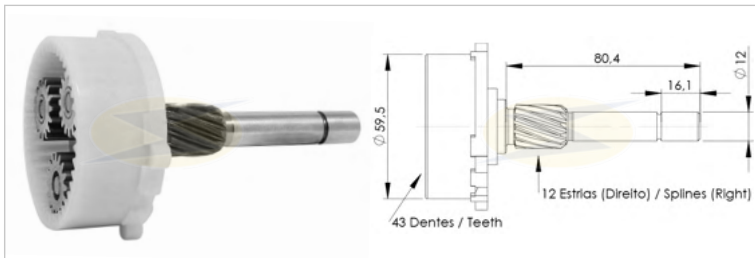


UF - 14.868 Tipo / Type:

Equivalente / Replace:
Partida / Starter: 36100-4A160, 8000868
Aplicação / Application: **HYUNDAI:** HR 2.0 (2005->), H1 2.5 (2000-2021), Porter Pritsche/Fahrgestell (2003-2004), **KIA:** Bongo K2500 2.5 (2008-2021)

Reparo da planetária / Repair for Planetary: R-0183

Delco Equivalente / Replace



UF - 14.890 Tipo / Type: **PG260G/D**

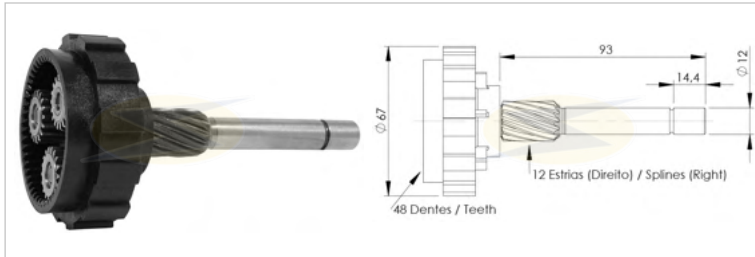
Equivalente / Replace: 10492410, 10539148
Partida / Starter: 8000014, 9000 890, 9000871, 8000000, 8000012, 8000013, 8000029, 8000037, 8000041, 8000046, 8000051, 8000052, 8000059, 8000061, 8000072, 8000104, 8000106, 8000107, 8000108, 8000136, 8000152, 8000172, 8000173, 8000197, 8000198, 8000202, 8000210, 8000211, 8000226, 8000230, 8000239, 8000257, 8000259, 8000282, 8000295, 8000382, 8000383, 8000396, 8000669, 8100000, 8100002, 8100009, 8100011, 8100021, 8100034, 9000841, 9000842, 9000854, 9000857, 9000858, 9000870, 9000872, 9000873, 9000875, 9000876, 9000877, 9000879, 9000880, 9000881, 9000882, 9000884, 9000885, 9000886, 9000887, 9000889, 9000897, 9000904, 9000906, 9000910, 9000916, 9000918, 9000920, 9000921, 9000925, 9000927, 9000928, 9000929, 9000937, 9000941, 9000957, 9000964, 9000968, 9000971, 9000972, 9000975, 9000979, 10465421, 10465462, 10465463, 10465520, 10465523, 10465524, 10465525, 10465526

10465547, 10465548, 10465549, 10465550, 10465558, 10465559, 10465560, 10465561, 10465577, 10465578, 10465579, 10465582, 10465587, 10465591, 10465606

Aplicação / Application: **CHEVROLET-GM:** Blazer e S-10 C/ Motor Vortec V6 4.3, Silverado 6.0 V8 (c/ motor Vortec), **CLARK:** Empilhadeiras, **HYSTER:** Empilhadeiras, **YALE:** Empilhadeiras

Reparo da planetária / Repair for Planetary: R-0071, R-0097

Delco Equivalente / Replace



UF - 14.910 Tipo / Type: **PG260M / PMGR**

Equivalente / Replace: 10475626, 10475632
Partida / Starter: 9 000 786, 9 000 798, 9 000 804, 9 000 805, 9 000 806, 9 000 812, 9 000 819, 9 000 820, 9 000 821, 9 000 827, 9 000 834, 9 000 835, 9 000 844, 9 000 850, 9 000 851, 9 000 853, 9 000 860, 9 000 861, 9 000 862, 9 000 863, 9 000 864, 9 000 866, 9 000 867, 9 000 899, 9 000 900, 9 000 910, 10476598, **DELCO:** 8000017, 9000822

Aplicação / Application: **CLARK, CHEVROLET-GM:** Astra 2.2, Blazer 4.3, C1500, C1500 Suburban, C2500, C2500 Suburban, C3500, C3500hd, Express 1500, Express 2500, Express 3500, G20, G30, K1500, K1500 Suburban, K2500, K2500 Suburban, K3500, P30, S10 4.3, S10 Blazer, Silverado 6.0, Silverado 2500, Silverado 2500 Hd, Silverado 3500, Suburban 2500, Tahoe, (All Engines (1989→2000) 4.3 V6 262 Cid / 5.0 V8 305 Cid / 5.7 V8 350 Cid / (1989→2000) 7.4 V8 454 Cid, Malibu, Vectra 2.2, Zafira 2.2, **ALFA ROMEO:** 159 2.2,

Spider 2.2, **FIAT:** Croma 2.2, **HYSTER:** Empilhadeira H80 XM **CADILLAC:** Escalade 5.7 V8, **GMC:** C1500, C1500 Suburban, C2500, C2500 Suburban, C3500, C3500hd, G2500, G3500, Jimmy, K1500, K1500 Suburban, K2500, K2500 Suburban, K3500, P3500, S15, S15 Jimmy, Safari, Savana 1500 / 2500 / 3500, Sierra, 2500 Hd, Sierra 3500, Sonoma, Yukon, Yukon Xi 2500, (All Engines (1989→2000) 4.3 V6 262 Cid/ 5.0 V8 305 Cid/ 5.7 V8 350 Cid / (1989→2000) 7.4 V8 454 Cid, **ISUZU:** Hombre 4.3i V6 (1996→1998), **OLDSMOBILE:** Bravada 4.3i V6 (1996→1998)

Reparo da planetária / Repair for Planetary: R-0065, R-0097

Denso Equivalente / Replace

43 Dentes / Teeth
10 Estria (Direito) / Splines (Right)

UF - 17.011 Tipo / Type: _____

Equivalente / Replace: _____

Partida / Starter: **DENSO:** 428000-5011

Aplicação / Application: **FIAT:** Panda 1.3 (2012->), **HONDA:** Accord 2.0 (2008->), Civic 1.6 (2005->), Civic 1.8 (2005-2010), Civic 2.0 (2008), CR-V 2.0 (2007->), FR-V 1.8 (2007->)

Reparo da planetária / Repair for Planetary: **R-0189, R-0190**

Denso Equivalente / Replace

37 Dentes / Teeth
10 Estrias (Direito) / Splines (Right)

UF - 17.190 Tipo / Type: _____

Equivalente / Replace: _____

Partida / Starter: **DENSO:** 428000-8190, 428000-5380, 438000-0140, **HONDA:** DU4R1

Aplicação / Application: **HONDA:** New Civic 1.8/2.0 (2012-2016), Accord 3.5 (2008-2012), Accord Crosstour 3.5 (2010-2011), Crosstour 3.5 (2012->), Odyssey 3.5 (2007-2013), Pilot 3.5 (2009-2015), Ridgeline 3.5 (2009-2014), **ACURA:** RL 3.7 (2009-2010), TL 3.5 (2009-2011)

Reparo da planetária / Repair for Planetary: **R-0169**

Denso Equivalente / Replace

41 Dentes / Teeth
10 Estrias (Direito) / Splines (Right)

UF - 17.210 Tipo / Type: _____

Equivalente / Replace: _____

Partida / Starter: **DENSO:** 428000-7200, 428000-7210, 428000-9300, 428000-9301, **CHRYSLER:** 04801839AB, 04801852AA, 04801852AB, 56029852AA, 56029852AB,

Aplicação / Application: **JEEP:** Grand Cherokee V6 3.6L (2010-2018), Wrangler V6 3.6L (2012-2018), **DODGE:** Challenger V6 3.6L (2011-2019), Charger V6 3.6L (2011-2018), Durango V6 3.6L (2011-2016), Journey V6 3.6L, Grand Caravan V6 3.6L, Ram 1500 V6 3.6L (2015-2016), **CHRYSLER:** 300C V6 3.6L (2011-2015)

Reparo da planetária / Repair for Planetary: **R-0151**

Denso Equivalente / Replace

39 Dentes / Teeth
12 Estrias (Direito) / Splines (Right)

UF - 17.330 Tipo / Type: _____

Equivalente / Replace: _____

Partida / Starter: **DENSO:** 428000-3330, 428000-5120, 428000-6980, 428000-9340, **CUMMINS:** 4934925

Aplicação / Application: **DODGE:** Ram 2500 5.9 (2001-2008), Ram 2500 6.7 (2007-2010), Ram 3500 5.9 (2001-2008), **CUMMINS:** ISB 6.7 (1987->), **HINO:** 238 7.6 (2011-2017), 258 ALP 7.6 (2011-2017), 268 7.6 (2011-2017), 268A 7.6 (2011-2017), 338 7.6 (2011-2017), 338 CT 7.6 (2011-2017)

Reparo da planetária / Repair for Planetary: **R-0199**

Denso Equivalente / Replace

42 Dentes / Teeth
10 Estrias (Direito) / Splines (Right)

UF - 17.400 Tipo / Type: _____

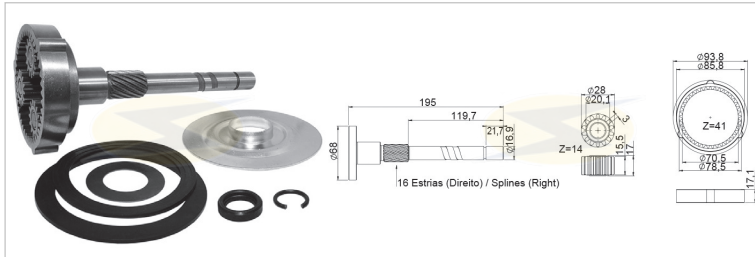
Equivalente / Replace: _____

Partida / Starter: **DENSO:** 428000-7400, **CHRYSLER:** 04801694AC

Aplicação / Application: **JEEP:** Grand Cherokee 3.6 V6 4x4 (2010-2011)

Reparo da planetária / Repair for Planetary: **R-0164**

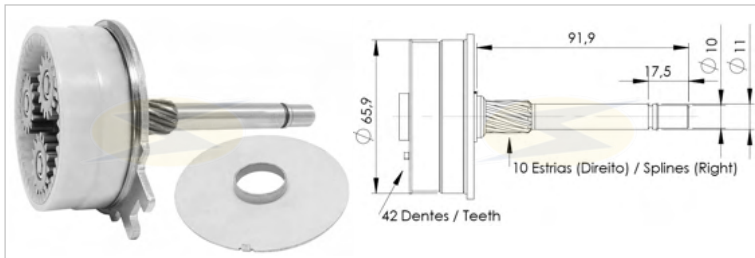
Denso Equivalente / Replace



UF-17.414 Tipo / Type:

Equivalente / Replace:
Partida / Starter: DENSO: 428000-0130, 428000-0131, 428080-0131, 428000-3860, CATERPILLAR: 2886976, PERKINS: 2873K414, 2873K413, WAI: 19859N, J&N: 410-52424, JOHN DEERE: RE506826, RE515895, RE522852, LESTER: 19859
Aplicação / Application: CATERPILLAR: 320D, 320DGC, 320DL, 323DL, 938H, AP1000E, AP1055E, C6.6, IT38H, JOHN DEERE: 370E 13.5, 744E, 744H, 744J, 7450, 1050K, Motor 12.5 (2000-2007), Motor 12.5 (2004-2007), Motor 12.5 (2004-2007), 7750, 7760, 410E 13.5, 824J, 824K, 944K, 450CLC, 460E 13.5, 844J, 844K, S680 STS, 7350, 7380
Reparo da planetária / Repair for Planetary: R-0198

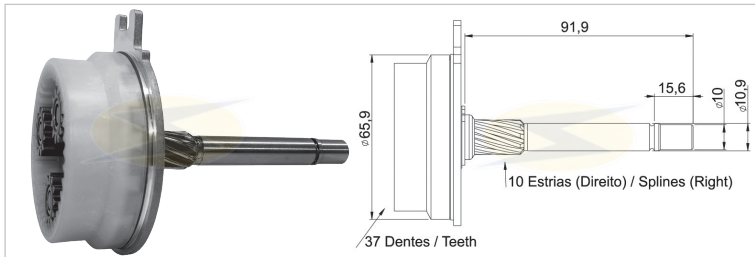
Denso Equivalente / Replace



UF-17.420 Tipo / Type:

Equivalente / Replace:
Partida / Starter: DENSO: 428000-9260, 428000 8420, TN438000-2410, 438000-2410, 428000-8421, GM: 12663052 LAND ROVER: BJ3211001AB, BJ3211001AC, BJ3211001AD, HYUNDAI: 36100-2E301,
Aplicação / Application: LAND ROVER: Freelander 2.0 Si 4x4 (2012->), LR2 2.0 (2013-2014), Range Rover Evoque 2.0 Si4 4x4 (2011->), Discovery Sport 2.0L, HYUNDAI: Creta 2.0 (2017), KIA: Carens 2.0 (2013->), Soul 1.6 (2014->), GM: Equinox (2018-2020), Captiva, Cobalt
Reparo da planetária / Repair for Planetary: R-0136, R-0197

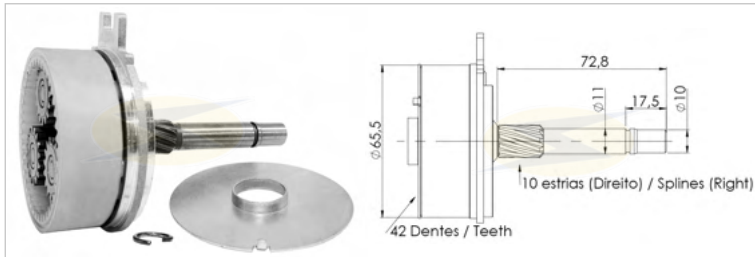
Denso Equivalente / Replace



UF-17.471 Tipo / Type:

Equivalente / Replace:
Partida / Starter: DENSO: 438000-0471, 438000-0470
Aplicação / Application: BMW: X1, 220i, 225i, 216 1.5 i (2014-2018), 218 1.5 i (2014->), 220 2.0 i (2014->), 225 2.0 i (2014->), 225 2.0 i xDrive (2013->), X1 1.5 sDrive 18 i (2014-2017), X1 2.0 xDrive 25 i (2014->), MINI: Mini Cooper Clubman (2016->) 2.0
Reparo da planetária / Repair for Planetary: R-0201

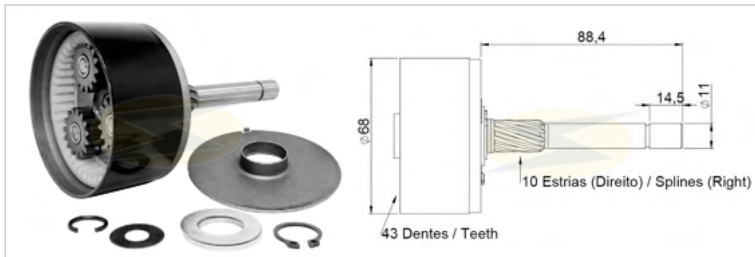
Denso Equivalente / Replace



UF-17.490 Tipo / Type:

Equivalente / Replace:
Partida / Starter: DENSO: 428000-4490
Aplicação / Application: BMW: 116 1.6 i (2007-2011), 116 2.0 i (2008-2011), 118 2.0 i (2006-2013), 120 2.0 i (2007-2013), 125 3.0 i (2007-2013), 130 3.0 i (2006-2011), 135 3.0 i (2007-2013), 316 1.6 i (2007-2013), 318 2.0 i (2007-2012), 320 2.0 i (2007-2013), 323 2.5 i (2005-2007), 325 2.5 i (2004-2011), 325 2.5 xi (2005-2011), 325 3.0 i (2007-2013), 325 3.0 i xDrive (2008-2013), 325 3.0 xi (2007-2008), 330 3.0 i (2004-2013), 330 3.0 i xDrive (2007-2013), 330 3.0 xi (2005-2012), 335 3.0 i (2006-2013), 335 3.0 i xDrive (2008-2013), 335 3.0 xi (2007-2010), 520 2.0 i (2007-2010), 523 2.5 i (2007-2011), 523 3.0 i (2009-2011), 525 2.5 i (2005-2010), 525 2.5 xi (2005-2010), 525 3.0 i (2007-2010), 525 3.0 i xDrive (2008-2010), 525 3.0 xi (2007-2010), 530 3.0 i (2005-2010), 530 3.0 i xDrive (2008-2010), 530 3.0 xi (2008-2010), 530 3.0 i (2004-2010), 730 3.0 i (2005-2015), 730 3.0 Li (2005-2015), 740 3.0 i (2008-2012), 740 3.0 Li (2008-2012), X1 3.0 xDrive 25 i (2010-2011), X1 3.0 xDrive 28 i (2009-2011), X3 2.5 Si (2006-2008), X3 2.5 xDrive 25 i (2008-2010), X3 3.0 Si (2006-2008), X3 3.0 xDrive 28 i (2011-2012), X3 3.0 xDrive 30 i (2008-2010), X3 3.0 xDrive 35 i (2010-2017), X5 3.0 Si (2006-2008), X5 3.0 xDrive 30 i (2008-2010), X5 3.0 xDrive 35 i (2010-2013), X6 3.0 xDrive 35 i (2008-2014), Z4 2.5 i (2005-2009), Z4 2.5 sDrive 23 i (2009-2011), Z4 2.5 Si (2006-2008), Z4 3.0 sDrive 30 i (2009-2011), Z4 3.0 sDrive 35 i (2009-2016), Z4 3.0 sDrive 35 is (2010-2016), Z4 3.0 Si (2006-2008) - **Reparo da planetária / Repair for Planetary:** R-0164

Denso Equivalente / Replace



UF-17.640 Tipo / Type:

Equivalente / Replace:
Partida / Starter: DENSO: 428000-6640, CHRYSLER: 04801850AA
Aplicação / Application: CHRYSLER: Grand Voyager 3.3 (2000-2008), Grand Voyager 3.8 (2007), DODGE: Caravan 3.3, JEEP: Wrangler 3.8L V6 (2007-2011)
Reparo da planetária / Repair for Planetary: R-0189, R-0190

Denso Equivalente / Replace

73,2
10,9
65,9
42 Dentes / Teeth
10 Estrias (Direito) / Splines (Right)

UF - 17.790 Tipo / Type:

SAIBA MAIS Equivalente / Replace:

Partida / Starter: **DENSO:** TG438000-1790, **TOYOTA:** 28100-0L180

Aplicação / Application: **TOYOTA:** Hilux 1GD (2015) / 2.8 (2016 ->2018)

Reparo da planetária / Repair for Planetary: **R-0136, R-0197**

Denso Equivalente / Replace

73,8
10,9
72,4
55 Dentes / Teeth
10 Estrias (Esquerdo) / Splines (Left)

UF - 17.902 Tipo / Type:

SAIBA MAIS Equivalente / Replace:

Partida / Starter: **DENSO:** 428000-5880, 428000-5903, 428000-5904, 428000-0152, 428000-1080, 28110-28041, 28100-0A010, 28100-20020, 28100-20021, 28100-2806, 28100-28041, 228000-9902, 228000-9000, 228000-9901, 28100-28072, 22100-0V010, 22100-0V012

Aplicação / Application: **LEXUS:** ES 350 3.5 (2012->), RX 300 3.0 (2003->), **TOYOTA:** Avensis 2.0 (2003->), Camry 3.0 V6 (2001->), Avensis 2.4 (2003->), Avensis 2.4 (2003->), Rav 4, Carina, Celina, Celica

Reparo da planetária / Repair for Planetary: **R-0200**

Denso Equivalente / Replace

75,4
12
76,3
37 Dentes / Teeth
10 Estrias (Direito) / Splines (Right)

UF - 17.950 Tipo / Type:

SAIBA MAIS Equivalente / Replace:

Partida / Starter: **DENSO:** 428000-5950, 428000-4880, 428000-1930, 428000-1940, 428000-1941

Aplicação / Application: **LAND ROVER:** Discovery 3 2.7 (2012), Range Rover Diesel, Discovery 2.7 TD (2004-2009), Range Rover Sport 2.7 TDVM (2005-2009)

Reparo da planetária / Repair for Planetary: **R-0206, R-0207**

Ford / Motorcraft Equivalente / Replace

76,70
14,6
11,9
63,0
45 Dentes / Teeth
12 Estrias (Direito) / Splines (Right)

UF - 13.118 Tipo / Type:

SAIBA MAIS Equivalente / Replace:

Partida / Starter: 6G9N-11000-AC

Aplicação / Application: **FORD:** Focus 1.6/2.0 (2013-2018)

Reparo da planetária / Repair for Planetary: **R-0059, R-0074, R-0084**

Ford / Motorcraft Equivalente / Replace

79,7
17,6
12
63
45 Dentes / Teeth
12 Estrias (Direito) / Splines (Right)

UF - 13.119 Tipo / Type:

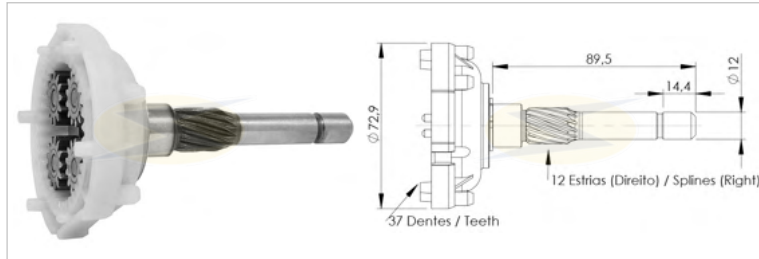
SAIBA MAIS Equivalente / Replace:

Partida / Starter: 96BB11000AA

Aplicação / Application: **FORD:** Escort 1.8 / 2.0 16V Zetec, Mondeo 1.8 / 2.0 16V Zetec, Fiesta, Ka

Reparo da planetária / Repair for Planetary: **R-0059, R-0074, R-0084**

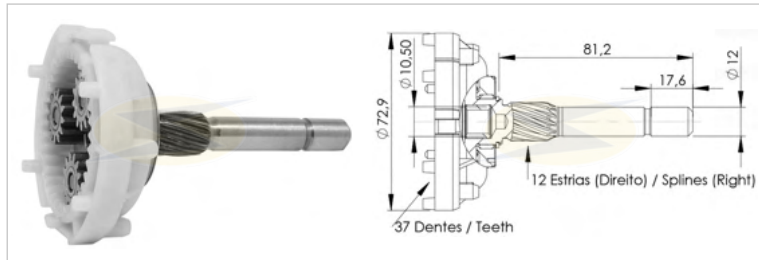
Ford / Motorcraft *Equivalente / Replace*



UF - 13.120 *Tipo / Type:*

Equivalente / Replace: _____
Partida / Starter: F8TU-11.000 DD 9251-AI
Aplicação / Application: **FORD:** Ranger V6 4.0, Ecosport, Explorer V6 4.0 Gas.
Reparo da planetária / Repair for Planetary: **R-0067, R-0092**

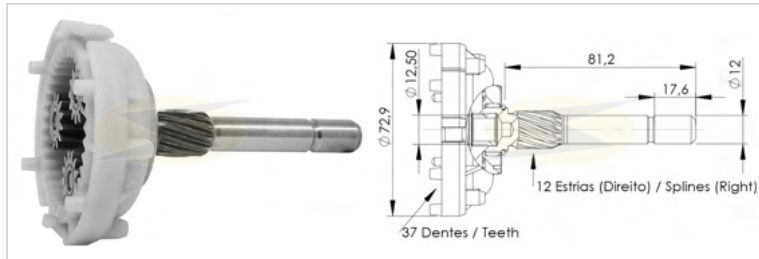
Ford / Motorcraft *Equivalente / Replace*



UF - 13.121 *Tipo / Type: (Eixo curto / Short shaft)*

Equivalente / Replace: _____
Partida / Starter: F07UAA716A, F07U11000AA, F37U11131BA, F37U11131AA
Aplicação / Application: **FORD:** F1000 4.0, Ranger 4.0 gas, Explorer 4.0
Reparo da planetária / Repair for Planetary: **R-0067, R-0093**

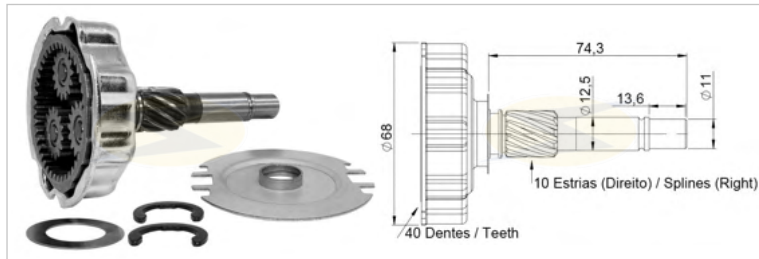
Ford / Motorcraft *Equivalente / Replace*



UF - 13.122 *Tipo / Type: (Eixo longo / Long shaft)*

Equivalente / Replace: _____
Partida / Starter: F2TUA7C27A, F2TU11000AA
Aplicação / Application: **FORD:** F4000, F150, F1000, F-1000 (gas.), F-4000 4.9 l.
Reparo da planetária / Repair for Planetary: **R-0067, R-0093**

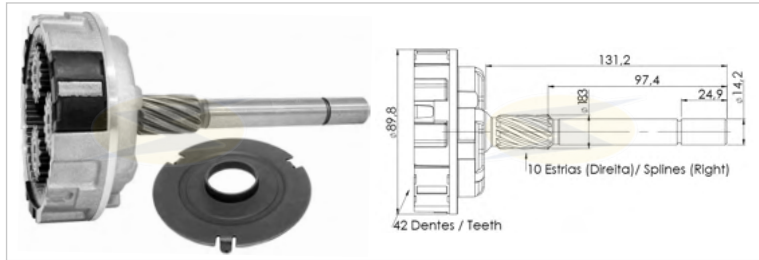
Hitachi *Equivalente / Replace*



UF - 19.951 *Tipo / Type:*

Equivalente / Replace: _____
Partida / Starter: S114-951A, 51899848, 82329
Aplicação / Application: **FIAT:** Palio 1.0 / 1.3 / 1.4 / Fire (2010), Strada 1.0 / 1.3 / 1.4 / Fire (2010), Uno 1.0 / 1.3 / 1.4 / Fire (2010), Siena 1.0 / 1.3 / 1.4 / Fire (2010), Punto 1.0 / 1.3 / 1.4 / Fire (2010).
Reparo da planetária / Repair for Planetary: **R-0175**

Iskra *Equivalente / Replace*



UF - 18.446 *Tipo / Type:*

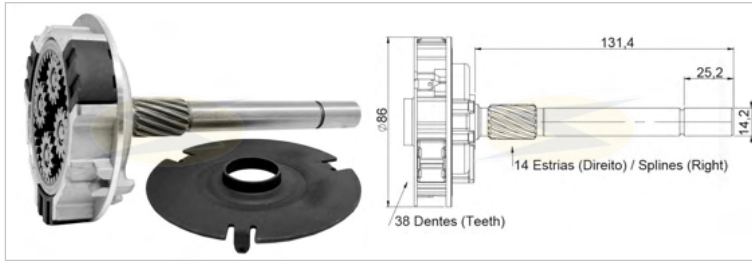
Equivalente / Replace: 16 911 446, MSX 533
Partida / Starter: 11 131 848, 11 131 292, 11 131 697, 11 131 711, 11 132 113, AZF4181, AZF4224, AZF4186, AZF4301, AZF4576

Aplicação / Application: **JCB:** 524-50-AGRI, 526-56-AGRI, 527-55-AGRI, 531-70-AGRI, 535-95-AGRI, 536-60-AGRI, 536-70-AGRI, 541-70-AGRI, Retroescavadeira 2CX, 3CX/PLUS/CLL, 4CX, Carregadeira compacta 225T, DIESELMAX NA,TC,TCA, TC,TCA, TCA, ECOMAX TCAE, Motores JCB444, GENSETS G66 QX, LOADALL 526-56, 527-58, 531-70, 533-105, 535-125-HiViz, 535-140-HiViz, 535-95, 536-60, 540-140, 540-170, 541-70, 550-140, 550-170, 550-80, Carregadeira 540-140, Empilhadeiras 926-2WD/4WD, 930-2WD/4WD, 940-2WD/4WD, Minicarregadeira 110/HF, 190/HF, 225, 226 T, 260, 260T, 280, 300, 300 T, 320T, 325 T, 330, TELEMASTER TN 220 Agri, TM 180 Agri, TM 310 AGRI, TM 310-WM, TM 320, TM 320

S, TM 320 VM, Manipulador telescópico 535-95, 540-140, 540-200, Rolo compressor VM115PD/HD/HPD, VM137, VTM860, WASTEMASTER Manipulador telescópico 527-55-WM, 531-70-WM, 541-70-WM, WASTEMASTER Minicarregadeira 110-WM, 190-WM, Tratores 411HT,WM, 411HT-SHL,WM, 412-AGRI, 412-WM, 414-WM, 414S-AGRI, 416-WM, 416HT, 416S-AGRI, MOSA GE 125 JSX, Motores SM100-125 B, SM125-175 A, SM125-175 B, SM125-175 B3

Reparo da planetária / Repair for Planetary: **R-0156**

Iskra **Equivalente / Replace**



UF - 18.622 Tipo / Type:

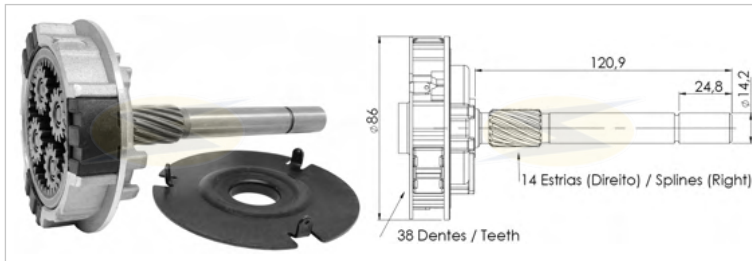
Equivalente / Replace: 16 911 622, MSX 552
Partida / Starter: MS148, IS1090, 11 132 180, MS397, IS1153, 11 131 773, MS34, IS1297, 11 131 957, MS235, IS1303, 11 132 101, MS170, IS1315, 11 132 010, MS41, IS1322, 11 131 916, MS240, IS1323, 11 131 885, MS222, IS1348, 11 132 134, MS18, IS1383, 11 132 153, 11 131 198, 11 131 533, 11 131 802, 11 131 515, 11 131 746, 11 131 953, 11 132 064, AZE4253, AZE4176, AZE4124, AZE4557, AZE4171, AZE4122, AZE4205, AZE4230, AZE4168, AZE4217, AZE4193, AZE4203, AZE4189, AZE4233, AZE4225, AZE4238, IS1064, AZE4540, AZE4166, 11 131 116, 11 131 728, AZE4251, 11 132 169.

Aplicação / Application: **CASE:** 110 4.4 (1997-2003), 68 3.3 (1998-2004), 75 3.3 (1998-2004), 80 PRO (2007->), 86 (1999-2004), 3220 2.9 (1994-1997), 3230 3.4 (1994-1997), 380 B (1987-1993), 385 (1985-1990), 395 (1991-1993), 4210 3.4 (1994-1997), 4230 4.4 (1994-1997), 4240 4.4 (1994-1997),

485 2.9 (1985-1990), 495 2.9 (1991-1994), 495 XL 2.9 (1991-1994), 585 3.4 (1983-1990), 585 L 3.4 (1983-1990), 585 XL 3.4 (1983-1990), 595 3.4 (1991-1994), 595 XL 3.4 (1991-1994), 685 3.9 (1985-1990), 695 3.9 (1991-1994), 785 (1981-1986), 785 XL (1981-1986), 795 (1990-1994), 885 4.4 (1985-1990), 885 N 4.4 (1985-1990), 885 XL 4.4 (1985-1990), 895 4.4 (1991-1994), 995 4.4 (1991-1994), **CRYSTAL TRACTOR:** Orion 13, **MASSEY FERGUSON:** MF 5300, **VALTRA:** 1180 S, A650 3.3 (2010->), A650 F 3.3 (2010->), A72 3.3, A75 4WD 3.3, A750 3.3 (2009->), A750F 3.3 (2009->), A75n/A75L 3.3, A83 3.3, A850 3.3 (2009->), A850 F 3.3 (2009->), A93 3.3, A950 4.4 (2009->), A950 F 3.3, A95N 4.4, **ZETOR:** 3320 2.6 (1992->), 3511 2.7 (1994->), 3513, 3520, 3540 (1995->), 4320 3.9 (1992->), 4341 3.9 (1997->), 4712 2.5 (1974-1977), 4718 2.5 (1974-1977), 4911 2.6 (1976-1980), 5011 2.6 (1980-1984), 5211 2.6 (1984-1990), 5213, 5243, 5245, 5320.534 3.5 (1992->), 5321 3.5 (1997->), 55.115.545, 5516, 56.115.645, 5647, 5711.5718 3.1 (1974-1977), 57.455.748, 5911.5945 3.4 (1978-1980), 6011.6045 3.4 (1980-1984), 6211 3.4 (1984-1990), 6212.6245 3.4 (1984-1990), 6320.634 3.9 (1992->), 6321.6341 3.9 (1977->), 65.116.518, 6522, 6711.6718 3.4 (1974-1977), 6745.6748 3.4 (1974-1977), 6911 3.4 (1978-1980), 6918.6945 3.4 (1978-1980), 7011.7045 3.4 (1980-1984), 7211.7245 3.5 (1984-1990), 7321.7341 3.9 (1997->), 7340 3.9 (1992->), 7520 4.1 (1991->), 7.520.754, 7711.7745 3.9 (1986-1990), IH: 125 B2 4.0 (1973-1986), 2400 GD (1973-1986), 2500 GD (1973-1986), 3400 (1973-1975), 3400 GD (1969-1986), 3500 (1971-1980), 3500 GD (1969-1986), 3800 (1973-1975), 384 (1978-1982), 431 4.0, 454 (1973-1977), 454 GD (1970-1975), 474 (1970-1975), 484 (1978-1984), 523 A 3.0 (1965-1971), 544 GD 4.0 (1969-1970), 544 HS (1972-1977), 544 HS 4.0 (1969-1970), 553 A 3.0 (1972-1974), 574 (1973-1975), 574 GD (1970-1985), 574 GD 4.0 (1969->), 574 HS 4.0 (1969-1985), 584 (1978-1984), 633 A (1975-1985), 633 E (1975-1985), 633 V (1975-1985), 664 (1972-1977), 674 (1973-1975), 684 (1978-1984), 743 4.0 (1980-1985), 743 XL 4.0 (1981-1985), 743 XLA 4.0 (1981-1985), 744 4.0 (1974-1984), 744A 4.0 (1974-1984), 745 S 4.0 (1980-1985), 745 XL 4.0 (1981-1985), 745 XLA 4.0 (1981-1985), 784 (1978-1984), 884 (1979-1984), TD 7E 4.0 (1973-1986), **JOHN DEERE:** 6700 (1997->), 6700 S (1997->), Engine 2.9, Engine 3.9, Engine 4.5, Engine 6.8.

Reparo da planetária / Repair for Planetary: **R-0150**

Iskra **Equivalente / Replace**



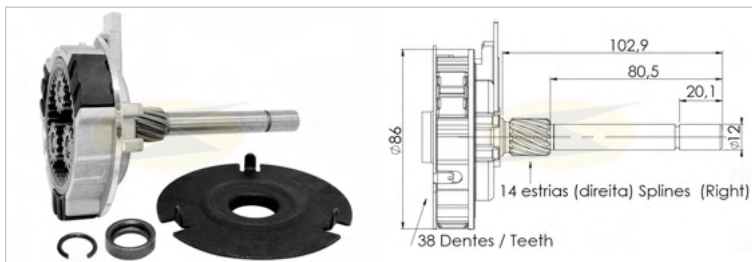
UF - 18.623 Tipo / Type:

Equivalente / Replace: 16 911 623, MSX1282
Partida / Starter: 11 131 112, 11 131 279, 11 131 315, 11 131 526, 11 131 535, 11 131 570, 11 131 605, 11 131 606, 11 131 659, 11 131 716, 11 131 731, 11 131 751, 11 131 761, 11 131 780, 11 131 781, 11 131 821, 11 131 833, 11 131 890, 11 131 892, 11 131 921, 11 131 932, 11 131 942, 11 131 946, 11 131 947, 11 131 951, 11 131 956, 11 131 964, 11 131 966, 11 131 983, 11 131 984, 11 131 989, 11 132 050, 11 132 051, 11 132 057, 11 132 058, 11 132 067, 11 132 068, 11 132 084, 11 132 144, 11 132 154, 11 132 155, 11 132 156, 11 132 158, 11 132 159, 11 132 160, 11 132 165, 11 132 166, 11 132 168, 11 132 173, 11 132 182, 11 132 193, 11 132 196, 11 132 227, 11 132 278, 11 132 279, 11 132 293, 11 132 305, 11 132 306, 11 132 324, 11 132 332, 11 132 344, AZE4536, AZE4573, AZE4579, AZE4123, AZE4125, AZE4139, AZE4150, AZE4151, AZE4165, AZE4167, AZE4169, AZE4170, AZE4172, AZE4173, AZE4183, AZE4185,

AZE4190, AZE4192, AZE4194, AZE4195, AZE4197, AZE4199, AZE4201, AZE4202, AZE4204, AZE4207, AZE4208, AZE4213, AZE4214, AZE4215, AZE4221, AZE4222, AZE4223, AZE4224, AZE4226, AZE4227, AZE4228, AZE4234, AZE4239, AZE4240, AZE4241, AZE4243, AZE4244, AZE4245, AZE4247, AZE4248, AZE4250, AZE4252, AZE4254, AZE4255, AZE4256, AZE4261, AZE4265, AZE4266, AZE4268, AZE4269, AZE4270, AZE4272, AZE4273, AZE4276, **Aplicação / Application:** **ATLAS COPCO:** Gerador QAS60 / QAS80 / QAS100, **BOBCAT:** Manipulador telescópico T2256 / T2566 / T3571 / T35100 / T35120 / T40140 / T40170 / TL360 / TL470 / TR40250 / TR45190 / T50120, **CASE:** Mini pá carregadeira SR200 / SR250 / SV250 / SV300, Retroescavadeira 580 ST / 590 SN / 590 ST / 695 ST, Trator 1394 / 1494 / 1594 / 1690 / 1694 / 2094 / 2294 / 2394, Trator Farmall 55 / 65 / 75 / 85 / 95 / 105 / 110 / 115, Trator JX 60 / 70 / 80, Trator Quantum 65 / 75 / 85, **IVECO:** 50-8, 50-9, 55-8, 60-8, 60-11, 65-9, 65-12, 75-12, 75-14, 79-12, JCB (Máquinas): Escavadeira 817 / 818 / 820, Pá carregadeira 420 / 430, Retroescavadeira 3CX-4 / 4CX, **JOHN DEERE:** Colheitadeiras, Tratores, **LINDE:** Empilhadeira H35D, **MASSEY FERGUSON:** Trator MF6270 / MF6280 / MF6290 / MF8140 / MF8150 / MF8250 / MF8260 / MF8270 / MF8280, **NEW HOLLAND:** Trator T4020 / T4030 / T4040 / T4050, Trator de esteiras TK4020 / K4030 / TK4040 / TK4050 / TK4060, **TEREX:** Pá carregadeira TL160, Retroescavadeira TLB840 / TLB890.

Reparo da planetária / Repair for Planetary: **R-0150**

Iskra **Equivalente / Replace**



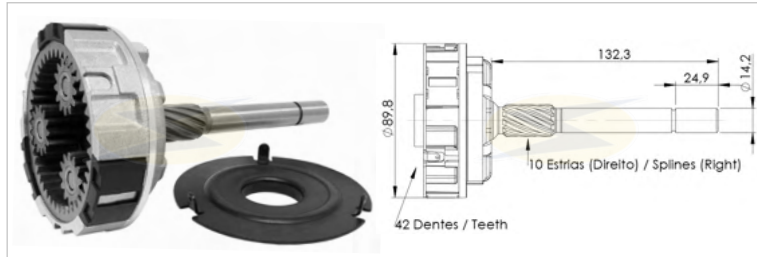
UF - 18.628 Tipo / Type:

Equivalente / Replace: 16 911 628
Partida / Starter: **ISKRA:** 11 131 948, 11 131 949, 11 131 950, 11 131 223, 11 131 458, 11 131 983, 11 132 077, 11 131 600, 11 131 663, AZE6563, AZE4213, AZE4566, AZE6555, AZE6530, AZE6556, AZE6537

Aplicação / Application: **GENIE:** GTH-3007 3.7 (2005->), **HOLDER:** C9.78H Tool Carrier 4.1, **KHD:** Motor 3.0 (2000->), Motor 3.2 (2002->), **RAYCO:** Super RG50 3.2 (2004->), **TEREX:** Atlet 2506 (2004->), Atlet 3007 3.7 (2004->), TEREX TC75 3.7 (2005->), **VOLVO:** L20B 3.7 (2002-2009), L25B 3.7 (2002-2009), L30B 3.7 (2000->), L35B 3.7 (2000->), **ATLAS COPCO, BOMAG, DEUTZ AG, GEHL, HAMM, KRAMER ALLRAD, LIEBHERR, WACKER NEUSON, WEIDEMANN, PUTZMEISTER**

Reparo da planetária / Repair for Planetary: **R-0184**

Iskra **Equivalente / Replace**



AZF4511, AZF4521, AZF4513, AZF4514, AZF4515, AZF4520, AZF4527, AZF4528, AZF4535, AZF4538, AZF4541, AZF4542, AZF4545, AZF4553, AZF4554, AZF4559, AZF4562, AZF4569, AZF4570, AZF4571, AZF4575, AZF4572, AZF4573, AZF4577, AZF4582, AZF4588, AZF4591, AZF4592, AZF4593, AZF4594, AZF4596, AZF4597, AZF4106, AZF4598, AZF4103, AZF4104, AZF4108, AZF4115, AZF4116, AZF4119, AZF4121, AZF4122, AZF4129, AZF4130, AZF4131, AZF4132, AZF4135, AZF4137, AZF4141, AZF4143, AZF4146, AZF4147, AZF4148, AZF4154, AZF4155, AZF4158, AZF4159, AZF4160, AZF4164, AZF4170, AZF4183, AZF4184, AZF4185, AZF4187, AZF4190, AZF4196, AZF4554, AZF4201, AZF4204, AZF4205, AZF4206, AZF4207, AZF4209, AZF4214, AZF4220, AZF4222, AZF4237, AZF4227, AZF4228, AZF4229, AZF4230, AZF4240, AZF4242, AZF4243, AZF4245, AZF4246, AZF4247, AZF4248, AZF4251, AZF4253, AZF4254, AZF4258, AZF4260, AZF4266, AZF4269, AZF4270, AZF4273, AZF4276, AZF4277, AZF4279, AZF4280, AZF4281, AZF4283, AZF4284, AZF4286, AZF4287, AZF4288, AZF4291, AZF4292, AZF4294, AZF4295, AZF4296, AZF4298, AZF4304, AZF4305, AZF4306, AZF4308, AZF4315, AZF4316, AZF4318, AZF4319, AZF4320, AZF4321, AZF4322, AZF4324, AZF4326, AZF4327, AZF4329, AZF4330, AZF4331, AZF4341, AZF4345, AZF4346, AZF4347, AZF4349, AZF4350, AZF4352, AZF4356, AZF4357, AZF4360, AZF4361, AZF4362, AZF4364, AZF4369, AZF4370, AZF4374

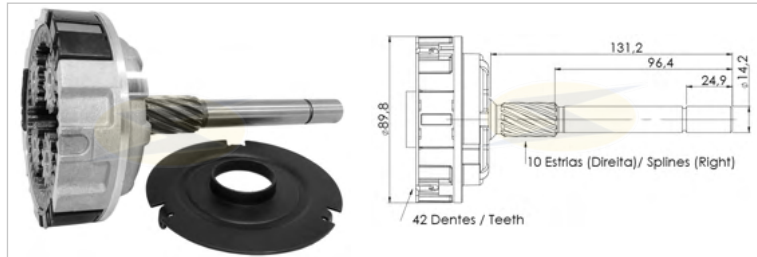
Aplicação / Application: **CHALLENGER:** Colheitadeira 652C / 660B / 670B / 672C, Pulverizador (gafanhoto) RoGator RG635B / RG645B / RG655B / RG1100 / RG1300, Trator TerraGator TG845, Trator de esteiras MT665D / MT685D / MT745D / MT755D / MT755E / MT765D / MT765E / MT775E. **BOBCAT:** Mini pá carregadeira 975, **CASE:** Tratores CS / CVX / JX / JXU / Maxxum / MXU / MXM / Puma / Quantum, **JOHN DEERE:** Colheitadeiras, Retroescavadeira 210C / 210LE / 300B/D / 310C/B/D/E/G / 315C/D/CH/G / 410C/E/G / 610C / JD310 / JD350A / JD400A / JD450A/B/C, Tratores, **KOMATSU:** Retroescavadeira WB97S-5, **MAN:** Caminhões 6100 / 8100 / 8113 / 8150 / 8153 / 8163 / 8185 / 8220 / 8223 / 8224 / 9150 / 9153 / 9163 / 9185 / 9223 / 9224 / 10145 / 10150 / 10153 / 10163 / 10220 / 10223 / 10224 / 11150 / 11190 / 11220 / 11230 / 12152 / 12162 / 12163 / 12192 / 12222 / 12224 / 12232 / 12255 / 12262 / 12264 / 12272 / 12284 / 12285 / 13220 / 13230 / 14152 / 14162 / 14163 / 14192 / 14220 / 14222 / 14224 / 14232 / 14262 / 14264 / 14272 / 14282 / 15163 / 15224 / 15264 / 15284 / 17192 / 17222 / 17232 / 17272 / 18192, 18220 / 18222 / 18224 / 18232 / 18262 / 18264 / 18272 / 18284 / 20224 / 20264 / 20284 / 24192 / 24222 / 24232 / 24262 / 24272 / 25224 / 26225 / 26285 / LE160C / LE180C / LE220C / ME220B / ME250B / ME280B, Ônibus NM152 / NM182 / NM192 / NM222 / NM223 / SM152 / SM192, **MASSEY FERGUSON:** Tratores, **MERCEDES-BENZ:** Vario, Ônibus O520 (Cito) / O530 (Citaro), **NEW HOLLAND:** Colheitadeira HW300 / HW320 / HW340, Tratores T6 / T7 / TB / TM / TS / TV, **VALMET:** Tratores, **VALTRA:** Tratores, **ZETOR:** Tratores, **CATERPILLAR:** Máquinas Challenger diversas.

Reparo da planetária / Repair for Planetary: R-0146

UF - 18.832 Tipo / Type:

Equivalente / Replace: 16 904 832, MSX609
Partida / Starter: 11 130 728 / 729 / 730 / 748 / 785 / 793 / 836 / 841 / 842 / 904 / 944 / 945 / 999, 11 131 014 / 060 / 065 / 077 / 145 / 150 / 167 / 191 / 228 / 237 / 254 / 266 / 271 / 274 / 300 / 318 / 335 / 352 / 356 / 357 / 359 / 374 / 375 / 376 / 382 / 398 / 399 / 407 / 430 / 433 / 436 / 452 / 464 / 488 / 490 / 507 / 508 / 520 / 524 / 542 / 550 / 573 / 574 / 575 / 602 / 604 / 611 / 612 / 613 / 640 / 658 / 705 / 706 / 709 / 723 / 727 / 763 / 775 / 776 / 782 / 783 / 784 / 790 / 797 / 811 / 829 / 841 / 846 / 855 / 856 / 862 / 863 / 883 / 893 / 894 / 896 / 897 / 898 / 900 / 920 / 929 / 930 / 945 / 965 / 987, 11 132 008 / 012 / 027 / 041 / 042 / 045 / 046 / 047 / 056 / 062 / 066 / 069 / 070 / 073 / 083 / 086 / 094 / 099 / 106 / 118 / 122 / 123 / 125 / 149 / 150 / 164 / 170 / 174 / 175 / 176 / 183 / 188 / 189 / 194 / 197 / 198 / 236 / 259 / 260 / 262 / 268 / 270 / 276 / 290 / 291 / 302 / 310 / 325 / 328 / 356 / 359 / 370, AZF4507, AZF4508, AZF4509, AZF4510,

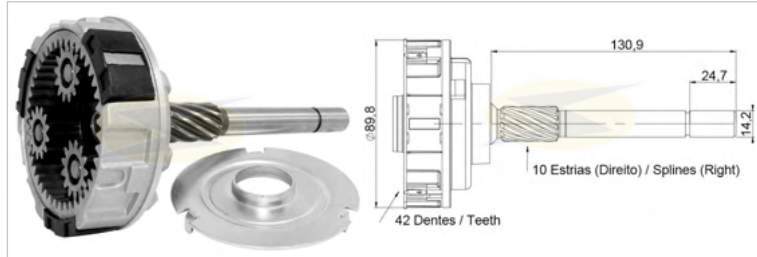
Iskra **Equivalente / Replace**



UF - 18.944 Tipo / Type:

Equivalente / Replace: 16 912 944, MSX 1444
Partida / Starter: 11 131 995, 11 132 230, 11 131 849, 11 131 805, 11 131 303
Aplicação / Application: **HATZ:** 1B40 0 5, **JCB:** Motores 4.4 / 4.8
Reparo da planetária / Repair for Planetary: R-0160

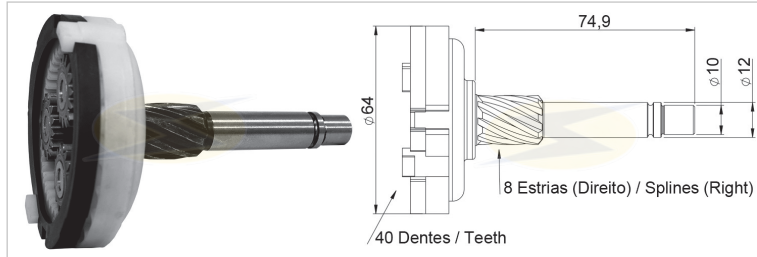
Iskra **Equivalente / Replace**



UF - 18.979 Tipo / Type:

Equivalente / Replace: 16 904 979
Partida / Starter: MS440, IS0941, 11 130 941, MS246, IS1120, 11 131 370, AZF4524, AZF4595.
Aplicação / Application: **NEW HOLLAND:** CX720, CX740, CX760, CX780, CX820, CX840, FC.

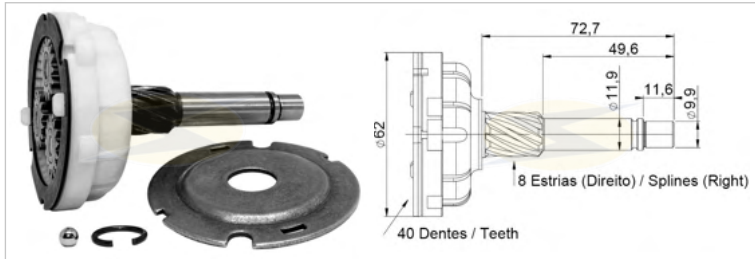
Jhaem **Equivalente / Replace**



UF - 14.289 Tipo / Type:

Equivalente / Replace:
Partida / Starter: **JHAEM:** 103100GG010, QDY1289
Aplicação / Application: **JAC:** J3 1.4 (2010->), J2 1.4 (2010->)
Reparo da planetária / Repair for Planetary: R-0213, R-0214

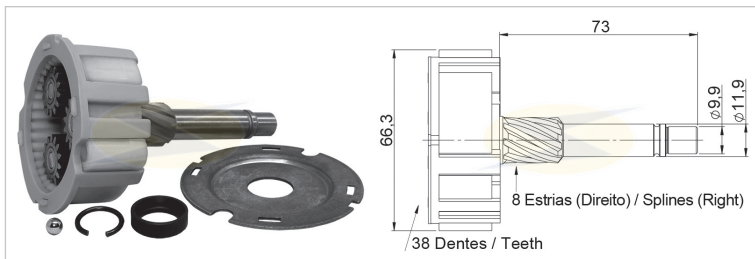
Jhaem Equivalente / Replace



UF - 14.400 Tipo / Type:

SAIBA MAIS Equivalente / Replace:
Partida / Starter: **JHAEM:** JM000A15001, **HYUNDAI:** 36100-03400,
Aplicação / Application: **KIA:** Rio (2011->), Picanto 1.0 (2004->)
Reparo da planetária / Repair for Planetary: **R-0185, R-0188**

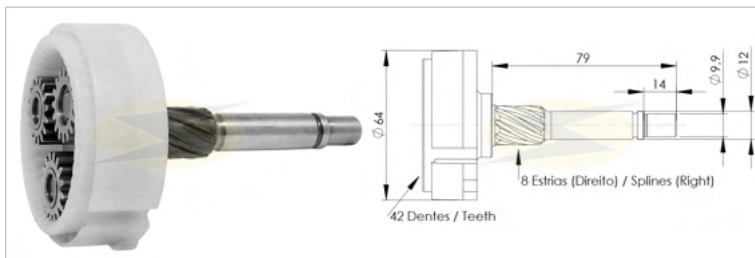
Jheeco Equivalente / Replace



UF - 14.104 Tipo / Type:

SAIBA MAIS Equivalente / Replace:
Partida / Starter: **JHEECO:** 1043100GG01C
Aplicação / Application: **JAC:** J3 1.4 (2011->), J5
Reparo da planetária / Repair for Planetary: **R-0204, R-0205**

Mitsubishi Equivalente / Replace



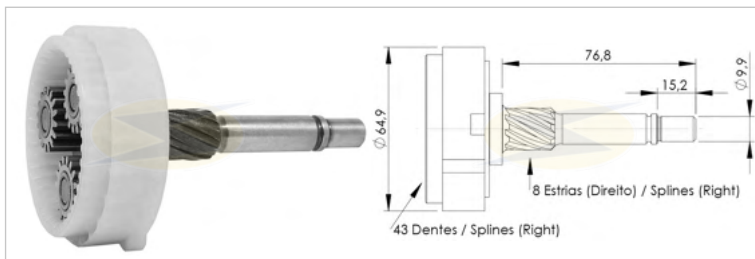
UF - 15.100 Tipo / Type:

SAIBA MAIS Equivalente / Replace:
Partida / Starter: **MITSUBISHI:** M000T 80081, M000T 80381, M000T 80881, M000T 80981, M000T 81081, M000T 82081, M000T 82081ZE, M000T 92581, M000T88481ZC, M000T93981,
FORD: 6E5T-11000-AB, **CITROEN:** 9656 3176 8003, **HYUNDAI:** 361 003 E020, 36100-23060, **VALEO:** 1250300

Aplicação / Application: **NISSAN, MAZDA:** 323 VI 1.4 / 1.5 16V, 626 V 1.8 / 2.0, MPV II 2.0 16V, MX-5 II 1.6i / 1.8i, Premacy 1.8 / 2.0, Fp13-18-X56 – Mxsmiata, Protege, Mpv, **CHEVROLET-GM:** S-10, Micro Ônibus Volare, **MARCOPOLO:** Volare, **CITROEN:** C4 Pallas VTR, C5 2.0, Picasso 2.0 16V (2004-2009), Aircross 1.6 (2018-2019), C4 Cactus 1.6 (2022), **PEUGEOT:** 206, 306, 407, 307, **MITSUBISHI:** Pajero 2.0, **HYUNDAI:** Coupe 1.6 16V (1998-2002), Coupe 1.6 i 16V (1996-2002), Coupe 2.0 (2002->), Coupe 2.0 16V (1996-2002), Elantra 1.8 (1998-2002), Elantra 2.0 (1999-2001), Elantra 2.0 GLS (2002-2003), Elantra 2.0 GT (2002-2003), Lantra 1.6 (1995-2000), Lantra 1.6 16V (1995-2000), Lantra 1.8 16V (1995-2000), Lantra 2.0 16V (1996-2000), Matrix 1.8 (2001->), Tiburon 1.8 (1997), Tiburon 2.0 (1998-2001), Tiburon 2.0 FX (1997-1998), **KIA:** Cerato 2.0 (2004->), Rio I 1.3 / 1.5, **FORD:** Fusion 2.3 (2006-2010), **MERCURY:** Milan 2.3 (2006-2010)

Reparo da planetária / Repair for Planetary: **R-0070, R-0096**

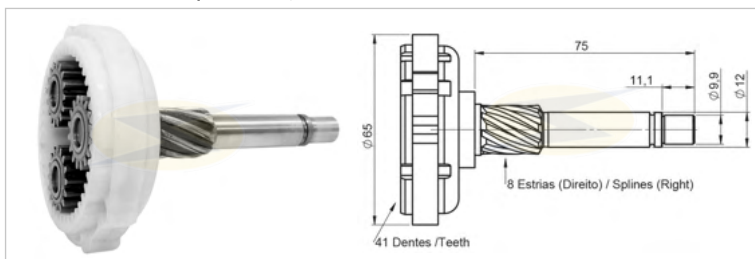
Mitsubishi Equivalente / Replace



UF - 15.101 Tipo / Type:

SAIBA MAIS Equivalente / Replace:
Partida / Starter: M001T79781, M001T74287ZC
Aplicação / Application: **CLARK:** Empilhadeira / Forklift, **MITSUBISHI:** Empilhadeira / Forklift FG25, Pajero V6 Gas, **CATERPILLAR:** Máquinas diversas
Reparo da planetária / Repair for Planetary: **R-0066, R-0100, R-0103**

Mitsubishi Equivalente / Replace



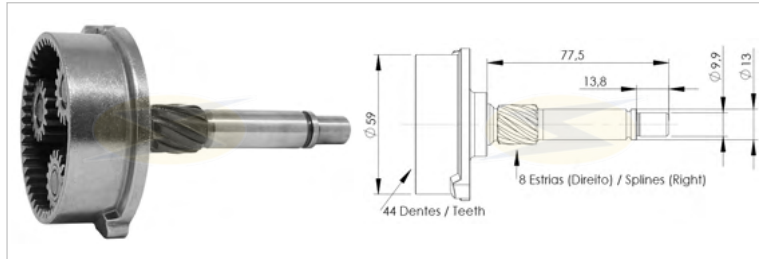
UF - 15.102 Tipo / Type:

SAIBA MAIS Equivalente / Replace:
Partida / Starter: **MITSUBISHI:** M000T16271ZC, M000T36571ZC, M000T36571, **DELCO:** 12601721 **FORD:** 9E5T-11000-AC

Aplicação / Application: **FORD:** Fusion 3.0L V6 (2010), **MERCURY:** Milan 3.0L V6 (2010), **BUICK:** Allure 3.6 (2007-2010), Enclave 3.6 (2008-2017), LaCrosse 3.6 (2007-2016), Rendezvous 3.6 (2006), **CADILLAC:** ATS (2013-2015), CTS 3.6 (2007-2013), SRX 3.6 (2006-2016), STS 3.6 (2006-2011), XTS 3.6 (2013), **CHEVROLET:** Captiva 3.6 V6, Camaro 3.6 (2010-2015), Colorado 3.6 (2013-2016), Equinox 3.6 (2008-2017), Impala 3.6 (2014-2017), Malibu 3.6 (2008-2012), Traverse 3.6 (2009-2017), **GMC:** Acadia 3.6 (2007-2015), Canyon 3.6 (2015-2016), Terrain 3.6 (2013-2017), **PONTIAC:** G6 3.6 (2007-2009), Torrent 3.6 (2008-2009), Aura 3.6 (2007-2009), Outlook 3.6 (2007-2010), Vue (2008-2010)

Reparo da planetária / Repair for Planetary: **R-0154, R-0216**

Mitsubishi *Equivalente / Replace*



Dakota 2.5 (1996-1998), Avenger 2.0 CRD (2007->), Caliber 2.0 CRD (2006->), **JEEP**: Grand Cherokee 2.7 CRD 4x4 (2001->), Cherokee 2.5 / 2.8, Wagoneer 2.5, Wrangler 2.5 (1991-1998), Compass 2.0 CRD (2006->), Patriot 2.0 CRD (2006->), **MITSUBISHI**: Canter 35 2.5 D (1992->), Challenger 2.5 TD (2003->), Galant 1.8 / 2.0 / 2.3, L200 2.5, L300 2.3 / 2.5, L400 2.5, Montero 2.5 TD (2003->), Pajero 2.0 / 2.3 / 2.5, Colt 1.8 Diesel (1988-1992), Lancer 1.8 / 2.0, Space Gear 2.5, Space Wagon 1.8 / 2.0, Delica 2.3 D (1983-1986), Space Runner 2.0 TD (1992-1999), Grandis 2.0 DI-D (2005->), Outlander 2.0 DI-D (2007->), **SUZUKI**: Grand Vitara 1.6 (1998->), Jimny 1.3, Samurai 1.3 (1988->), SJ 413 1.3 (1984-1990), Vitara 1.6, X-90 1.6 i 16V (1995->), **PEUGEOT**: 605 2.5 TD (1994-1999), Boxer 2.4 / 2.5, **CITROEN**: Jumper 2.5, **HYUNDAI**: H-1 2.5, Starex 2.5, Galloper 2.5 Diesel Intercooler (1998->), H100 2.5, **PROTON**: Persona 420 2.0 Diesel (1996->), **KIA**: 2500 2.5 Tci (2003->), Pregio 2.5 Tci (2001->), **CHEVROLET-GM**: S-10 2.8, Cruze 1.7 Diesel, Trax 1.7 TD (2012->), **OPEL**: Astra 1.7, Meriva B 1.7 CDTi (2010->), Mokka 1.7 CDTi (2012->), **VAUXHALL**: Movano 2.5 / 2.8, Astra 1.7, Meriva MK II 1.7 CDTi (2010->), Mokka 1.7 CDTi (2012->), **FORD**: Ranger 2.5 Diesel (1999-2002), Ranger 2.5 TDDi (2005->), **MAZDA**: 3 2.0 CD MRZ (2006->), 5 2.0 Diesel Di (2005->), 6 2.0, MPV 2.0 / 2.5, B 2500 2.5, BT-50 2.5 Diesel 4WD (2006->), 323 2.0, 626 2.0, E 2000 2.2, E 2200 2.2, Premacy 2.0 TD (1999-2000), **RENAULT**: Master 2.5 Diesel (1997-2003), Master 2.8 Diesel (1997-2003), **CHRYSLER**: Voyager 2.5 CRD (2000->), PT Cruiser 2.2 CRD (2005->), PT Cruiser 2.2 Diesel (2002->), Voyager 2.8 CRD (2004-2007), Voyager 2.8 CRDi (2007->),

Reparo da planetária / Repair for Planetary: **R-0101, R-0102, R-0103**

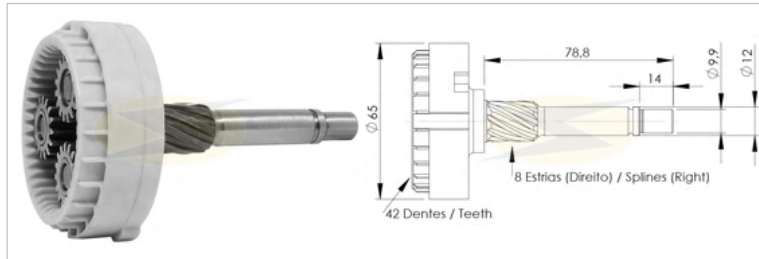
UF-15.103 Tipo / Type:

Equivalente / Replace:

Partida / Starter: M002T87771, M002T87171ZT, M002T80081, M002T80681, 1810A062, 1810A143, M1T72483, M1T72483ZC, M1T79481, M1T79482, M1T93071, M1T93071ZC, M1T93371, M1T93571, M2T80582, M2T84071, M2T84171, M2T84571, M2T85271, M2T85471, M2T86271, M2T87071, M2T87171, M2T87171ZT, M2T87271, M2T87271ZT, M2T87371, M2T87471, M2T87571, M2T87671, M2T87871, M2T87971, M2T88071, M2T88171, M2T88271, M2T88372, M2T88471, M2T88571, M2T88572, M2T88671, M2T88971, MD312857, MD312858, MD314167, MD315547, MD315548, MD331137, MD344183, MD348221

Aplicação / Application: **VOLARE, TROLLER:** T4 2.8 Td Mwm 4 Cc Sprint (2001->), **HONDA:** Legend II 3.2i V6 / III 3.5 V6 / IV 3.5 V6, **DODGE:** Caravan IV 2.8 CRD (2009->), Grand Caravan 2.8 CRD (2008->),

Mitsubishi *Equivalente / Replace*



UF-15.104 Tipo / Type:

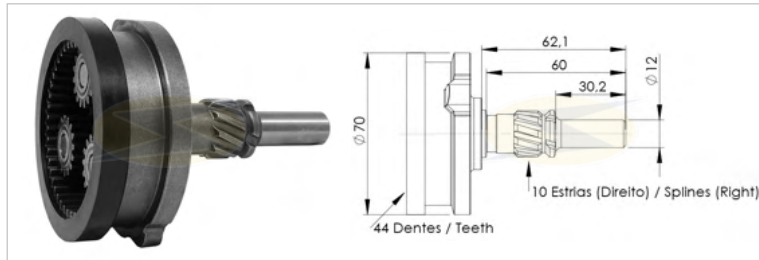
Equivalente / Replace:

Partida / Starter:

Aplicação / Application: **RENAULT, HYSTER:** Empilhadeira / Forklift

Reparo da planetária / Repair for Planetary: **R-0073, R-0098, R-0103**

Mitsubishi *Equivalente / Replace*



UF-15.105 Tipo / Type: **4M40**

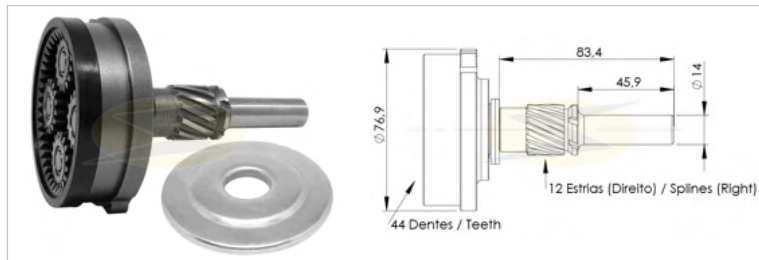
Equivalente / Replace: 14037, 14038, 14039, 14068

Partida / Starter: M008T75071A, ME20442

Aplicação / Application: **MITSUBISHI:** Pajero Full 4cc 2.8 Turbo Diesel (Motor / Engin E 4m40), Montero Full 4cc 2.8 Turbo Diesel (Motor / Engin E 4m40), Shogun li / lli / Classic 4cc 2.8 Diesel (Motor / Engin E 4m40), Galant Mk Vi, Canter Flatbed

Reparo da planetária / Repair for Planetary: **R-0137**

Mitsubishi *Equivalente / Replace*



UF-15.106 Tipo / Type:

Equivalente / Replace:

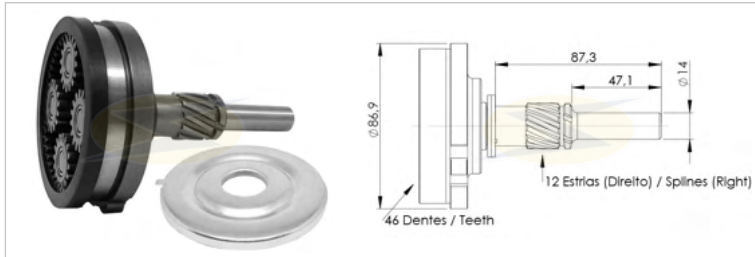
Partida / Starter: M9T62572ZA, M9T62671, M009T66171, M9T61671, 861178, M0009T-62173ZA, M9T62173ZA

Aplicação / Application: **IVECO:** Stralis 190 / 260 / 400 / 440 / 440 S50 / 440 S54 / 440 S56, Trakker 160 T38 / 190 T38 / 190 T44 / 190 T45, Eurostar 190 / 260 / 440, Eurotech 190 / 260 / 440, Eurotrakker 190 / 260 / 340 / 380 / 400 / 410 / 440 / 720, Stralis 190 / 260 / 400 / 440, Stralis L 190 / 260 / 440, Trakker 190 / 260 / 340 / 380 / 400 / 410 / 440 / 720, Trakker N 190 / 260 / 340 / 380 / 400 / 410 / 440 / 720,

FORD: L6000 / 7000 / 8000 / 9000 C/ Motor Cummins Ism De 1985 A 1999, **FREIGHTLINER:** C/ Motor Caterpillar De 1999 A 2007, **VOLVO:** Vhd Series De 1998 A 2003 Cummins Ism, Vnm Series De 1997 A 2003 Cummins Ism, Wa / Wc / Wg / Wh / Wi / Wx, Series De 1997 A 2001 Cummins Ism, 9700 / 9900,

B 12 B / Fh 12 340 / 12 380 / 12 420 / 12 460 / 12 500, Fh 380 / 400 / 420 / 440 / 460 / 480 / 500 / 520 / 540, Fm 12 340 / 12 420, Fm 360 / 380 / 400 / 420 / 440 / 460 / 480 / 500, **VOLKSWAGEN:** 13-180 / 15-180 / 17-210 / 17-240 / 17-260 / 26-260 / 31-260 / 24-280, Constellation

Mitsubishi *Equivalente / Replace*



UF - 15.107 Tipo / Type:

SAIBA MAIS

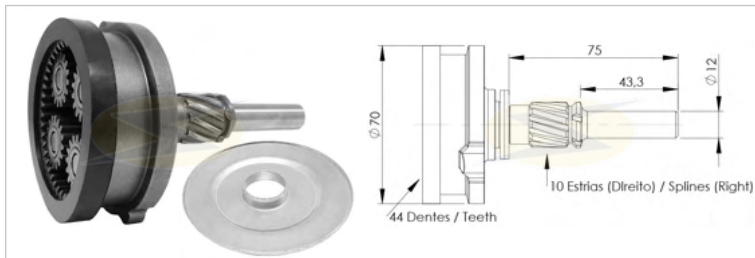
Equivalente / Replace:

Partida / Starter: M9T82171, M9T80472, **PRESTOLITE - LEECE NEVILLE:** M105612, M105R2513SE

Aplicação / Application: **MERCEDES BENZ:** Axor 2035 / 2040 / 2044 / 2540 / 2544 / 2640 / 2644 / 3340 / 3344, Actros 1832 / 1846 / 1850 / 1854 / 1858 / 2032 / 2046 / 2050 / 2054 / 2532 / 2546 / 2550 / 2554 / 2558 / 2632 / 2646 / 2650 / 2654 / 2658 / 3232 / 3246 / 3332 / 3346 / 3350 / 3354 / 3358 / 4146 / 4150, Actros Bluetec 1832 / 1836 / 1841 / 1844 / 1846 / 1848 / 1851 / 1855 / 1860 / 2032 / 2036 / 2041 / 2044 / 2046 / 2048 / 2051 / 2055 / 2532 / 2536 / 2541 / 2544 / 2546 / 2548 / 2551 / 2555 / 2560 / 2632 / 2636 / 2641 / 2644 / 2646 / 2648 / 2651 / 2655 / 3232 / 3236 / 3241 / 3244 / 3246 / 3248 / 3332 / 3336 / 3341 / 3344 / 3346 / 3348 / 3351 / 3355 / 3360 / 4141 / 4144 / 4146 / 4148 / 4151, Actros 1861 Black

Edition, Ls 1634, O 345 G, O 500 Ma, O 500 Rs-Rsd, O 530 Gn3 (Citaro), O 530 Cn3 Uestra (Citaro), O 530 Gne3 (Citaro), O 530 N3 (Citaro), O 530 N3 Lang (Citaro), O 580 Rhd-17 (Travego), Turismo 15 Rhd/Shd

Mitsubishi *Equivalente / Replace*



UF - 15.108 Tipo / Type:

SAIBA MAIS

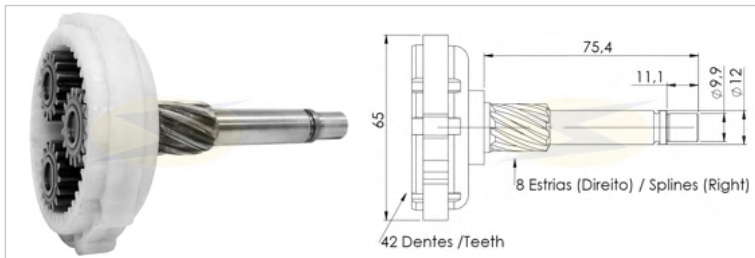
Equivalente / Replace:

Partida / Starter: M8T62671, M008T55779, M008T55578, M008T61671, **MAN:** 51262017236

Aplicação / Application: **MAN:** Series: 7 / 8 / 10 / 12 / 13 / 15 / 18 / 26, **VOLKSWAGEN:** Constellation 17.280, 24.280, **VOLVO:** Penta D4, D6, **IVECO:** 180 E 24 7.8 (2000-2004), 180 T 24 7.8 (2004-2006), 180 T 27 7.8 (2004-2006), 180 T 31 7.8 (2004-2006), 190 E 24 7.8 (2000-2004), 190 E 27 7.8 (2000-2003), 190 E 31 7.8 (2000-2004), 190 E 35 (2000-2004), 190 S 27 7.8 (2003-2006), 190 S 30 7.8 (2003-2006), 190 S 35 (2003-2006), 190 S 36 7.8 (2003-2006), 190 T 27 7.8 (2004-2006), 190 T 31 7.8 (2004-2006), 190 T 33 7.8 (2006->), 190 T 35 7.8 (2004-2006), 190 T 36 7.8 (2006->), 260 E 24 7.8 (2000-2003), 260 E 27 7.8 (2000-2004), 260 E 31 7.8 (2000-2004), 260 E 35 7.8 (2000-2004), 260 S 27 7.8 (2003-2006), 260 S 30 7.8 (2003-2006), 260 S 31 7.8 (2003-2006), 260 S 33 7.8 (2006->), 260 S 35 (2003-2006), 260 S 36 7.8 (2006->), 260 T 31 7.8 (2004-

2006), 260 T 33 7.8 (2006->), 260 T 35 7.8 (2004-2006), 260 T 36 7.8 (2006->), 340 T 35 7.8 (2004-2006), 340 T 36 7.8 (2006->).- **Reparo da planetária / Repair for Planetary: R-0137, R-0142**

Mitsubishi *Equivalente / Replace*



UF - 15.109 Tipo / Type:

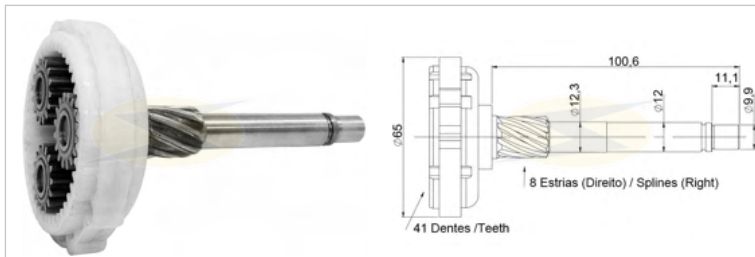
SAIBA MAIS

Equivalente / Replace:

Partida / Starter: M000TD1371ZE

Aplicação / Application: **RENAULT:** Sandero (2018), Logan 2018, **NISSAN:** Versa
Reparo da planetária / Repair for Planetary: R-0155, R-0217

Mitsubishi *Equivalente / Replace*



UF - 15.110 Tipo / Type:

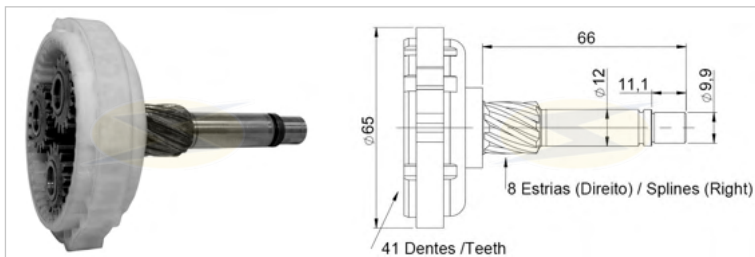
SAIBA MAIS

Equivalente / Replace:

Partida / Starter: **MITSUBISHI:** M000t371ZC, **GM:** 12617229

Aplicação / Application: **GM:** Camaro (2010-2015), Caprice (2011-2013)

Mitsubishi *Equivalente / Replace*



UF - 15.111 Tipo / Type:

SAIBA MAIS

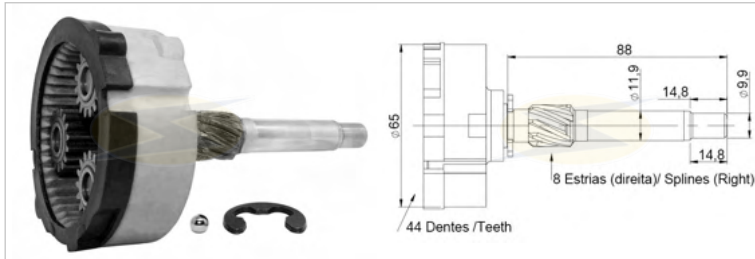
Equivalente / Replace:

Partida / Starter: M000T36071

Aplicação / Application: **FIAT:** Sedici 1.6/1.9 (2006-2014), **SUBARU:** Justy 1.3/1.5 (2003-2007), **SU-ZUKI:** Ignis 1.3/1.5 (2003->), Jimny 1.3 (2001-2019), Liana 1.3/1.6 (2001->), Swift 1.3 (2006->)

Reparo da planetária / Repair for Planetary: R-0154

Mitsubishi *Equivalente / Replace*



UF - 15.112 Tipo / Type:

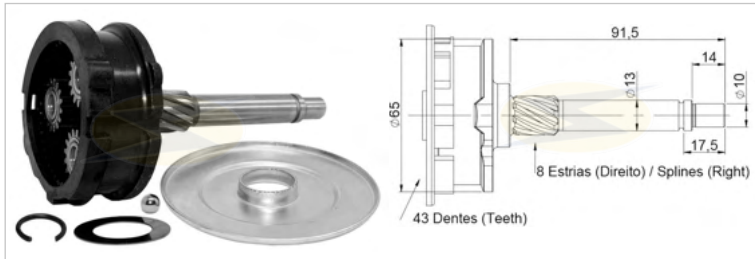
Equivalente / Replace:

Partida / Starter: **MITSUBISHI:** 12673600, 695085118, BZ163492937817MC, **GM:** 12673600, 12680615, 1111010000000X, 183117860, 11181993710817NC.

Aplicação / Application: **CHEVROLET:** Cruze (2016-2019), Tracker (2017-2019), **OPEL:** Insignia 1.5 (2017->), Insignia 1.5 Country Tourer (2017->), Insignia 1.5 Sports Tourer (2017->), Mokka 1.4 (2016->).

Reparo da planetária / Repair for Planetary: R-0176

Mitsubishi *Equivalente / Replace*



UF - 15.113 Tipo / Type:

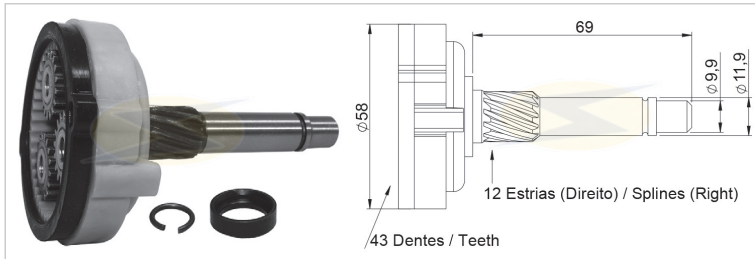
Equivalente / Replace:

Partida / Starter: **MITSUBISHI:** M002T86071ZT, M002T85971ZT, **FOMOCO:** AB39-11000-BA, AB39-11000-AA

Aplicação / Application: **FORD:** Ranger 2.2 4CC (2013->), Ranger 3.2 5CC TDi (2013->), **TROLLER:** Troller T4 3.2 5CC TDi (2015->)

Reparo da planetária / Repair for Planetary: R-0165, R-0180

Mitsubishi *Equivalente / Replace*



UF - 15.114 Tipo / Type:

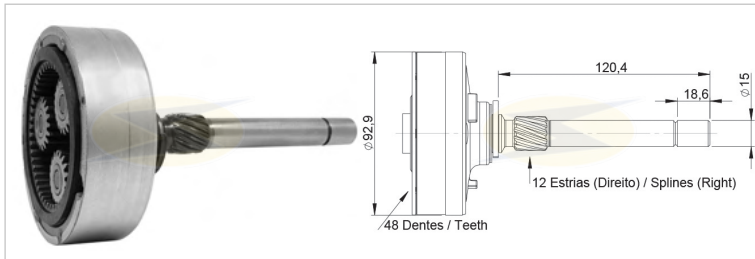
Equivalente / Replace:

Partida / Starter: **MITSUBISHI:** M000TC0271

Aplicação / Application: **MITSUBISHI:** ASX 1.8 (2010->), ASX 2.4 (2010->), Lancer 1.8 (2010->), Lancer 2.4 (2010->), Outlander 1.8 (2010->), Outlander 2.4 (2010->)

Reparo da planetária / Repair for Planetary: R-0210

Prestolite *Equivalente / Replace*



UF - 12.100 Tipo / Type: **M100R**

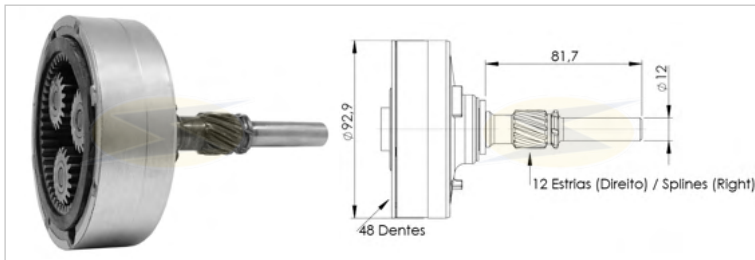
Equivalente / Replace: K01497, K01571, M5206020

Partida / Starter: 35259200, 35259260, 35259290, 35259340, 35259360, 35259440, 35259450, 35259460, 35259520, 35259550, 35259730, 35259770, 35259780, 35259810, 35259830, 35259840, 35260830, 35260840, 35260870, 35261000, 35261050, 35261130, 35261160, 35261185, 35261900, 35262010, **PRESTOLITE:** 352 59 240, 352 61 770, 352 62 020, 352 62 130, **FORD:** 96HU11001AA, **MWM:** 905720100092, 905720100094, **VOLKSWAGEN:** 2W0911023A, ETF3944023, TAR911023

Aplicação / Application: **AGRALE:** Maruá Mwm Sprint 4.07, **CATERPILLAR:** Blue Bird Usa Cat 3126 7.2 - Blue Bird Usa Cat 3126 7.2 (Ocp), **CUMMINS:** Cummins Isb02 5.8 - Cummins C 8.3 Cummins B, **JOHN DEERE:** 7820 6081h 6 Cil. Ceifeira 1550 6081h 6 Cil. 8.12 - Trator 6 Cil. **FORD:** Cummins B 5.9, Cargo 2422/2425/2630 Cummins 6ctaa 8.3 - Cargo 2425 Mixer Cummins 6ctaa 8.3, Cargo 1622, **FREIGHTLINER:** Navis-

tar V8 7.3, **GRADALL:** Trator 4045 John Deere 4 Cil. 4.5, **INTERNACIONAL ENGINES:** Caminhão Navistar Dt446 - I6 7.6 - Dt444e - V8 7.3 - Dt-360 5.9, **VALTRA:** Trator Bm110, Trator Bh140/ Bh160/ Bh180 Sisu 6cil. - Trator B177 Sisu 3cil. - Trator B188 Sisu 4 Cil. - Trator Bm100/ Bm120 Sisu 4cil. - Trator Liviano 685c /785c Mwm 3 Cil. - Trator Pesado 1280/ 1580 Mwm 6 Cil. - Trator Pesado 1780 Mwm 6, **MERCEDES BENZ:** O371 6 Cil. - Of215 6 Cil. - Ônibus 1214/ 1414/ 1418/ 1614 Caixa Automática, OF1215, OF1315, OH1316, OH1318, OH1320, **PAUNI:** Minibus Cummins 4bt 3.9, **MWM:** 4 E 6 Cil. - Mwm Series X10 E 229 Series, **VOLKSWAGEN ÔNIBUS:** Ônibus Mwm 4 E 6 Cil., 17250E (c/ motor Cummins), 26250E (c/ motor Cummins), **VOLVO:** Linha Vm: Vm17 Mwm Series X10 E 229 Series - Linha Vm: Vm23 Mwm Series X10 E 229 Series, **VALMET:** Tratores - **Reparo da planetária / Repair for Planetary: R-0104, R-0111, R-0135**

Prestolite *Equivalente / Replace*



UF - 12.101 Tipo / Type: **M100R 12V**

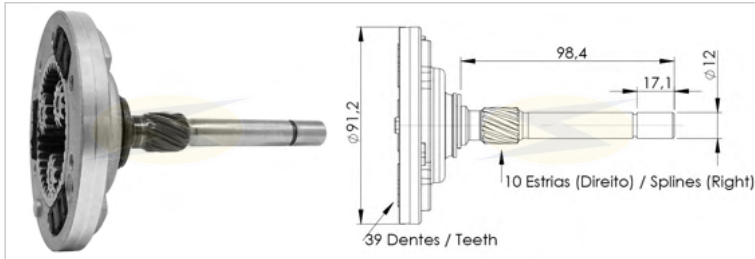
Equivalente / Replace: K01561 / K1561

Partida / Starter: 35261345, 35259500, 35259820, 35260900, 35260910, 35261385, 35261680, 35261690, **JOHN DEERE:** AJ59341, AJ59342, RE509658, RE509857

Aplicação / Application: **CATERPILLAR:** Máquinas diversas, **FORD:** F600, **JOHN DEERE:** Motoniveladora 570 / 570A, Trator 1420 / 2140 / 2330 / 2420 / 2530 / 2730 / 2850 / 3140 / 3350 / 3420 / 3530 / 3540 / 4420 / 4530 / 5320N / 5520N / 5410 / 5600 / 5700 / 6300 / 6600 / 6405 / 6605 / 6600 / 7505 / 7515 / 6405 / 6415 / 7185 / 185J / 180J / 165J / 7165 / 7180 / 7215J Combine 6 cilindros

Reparo da planetária / Repair for Planetary: R-0104, R-0111, R-0135

Prestolite Equivalente / Replace

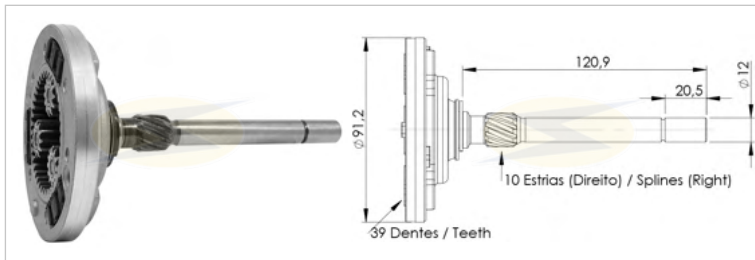


UF - 12.147 Tipo / Type: **M93R**

Equivalente / Replace: 352.58.669, K21147, M5206206, K01220
Partida / Starter: 352.58.580, 352.58.940, 352.58.950, 352.58.490, 352.58.540, 352.58.660, 352.58.690, 352.58.710, 352.58.820, 352.58.880, 352.58.960, 352.59.040, 352.59.050, 352 60 828, **PRESTOLITE:** 352 59 150, 352 59 170, 352 59 180, 352 59 400, 352 613 05, **FORD:** 1L5411000AA, **LAND ROVER:** ERR5009, NAD10038, **MERCEDES BENZ:** A001233410E
Aplicação / Application: **AGRALE:** Ônibus Volare, **CHEVROLET-GM:** Blazer Dlx, S10 C/Motor Maxion Hs, D20, Silverado C/Motor Mwm, **CUMMINS:** Motores Séries 6bt(Dianteiro) / B6 / Bt5.9l, **FORD:** Cargo 1416 / 1722 / 1716, F-1000, F-14000 C/ Mwm, F-100, Ranger, Transit Diesel, **JOHN DEERE:** Tratores, **MASSEY-FERGUSON:** Trator C/ Motor 4 Cil., **MAXION:** Motores, **MERCEDES-BENZ:** 180d - Kombi Espanhola, Ônibus, Caminhões, Mb 180 D, Sprinter C/ Motormaxion Hs, **PERKINS:** Motores 4.203 / 3.152 / 4.236 / 6.354,

PEUGEOT: 504, 505, Vários C/ Motorindenor **VOLKSWAGEN:** Caminhão 15 -160, Delivery 8150/8120/9150, **MWM:** Sprint, **LAND ROVER:** Defender 2.5, Discovery 2.5 - **Reparo da planetária / Repair for Planetary:** R-0082, R-0095, R-0134

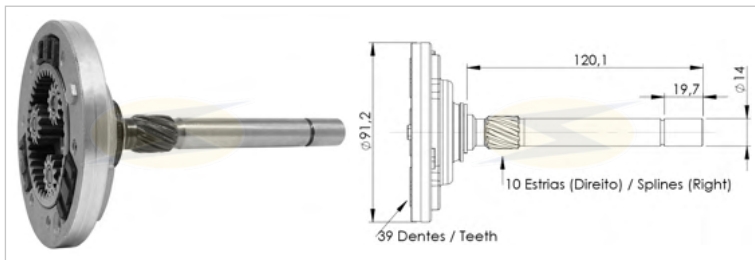
Prestolite Equivalente / Replace



UF - 12.149 Tipo / Type: **M93R**

Equivalente / Replace: 352 58 853, K21149, KJD08, KJD09
Partida / Starter: 352 58 880, 352 58 940, 352 58 950, 352 58 990, 352 59 000, 352 59 130, 352 59 210, 352 59 680, 352 59 620, 352 59 630, 352 59 650, 352 59 670, 352 59 690, 352 59 660
Aplicação / Application: **MERCEDES-BENZ:** Ônibus, Caminhões diversos, **CUMMINS:** Motor 6BT59L, Motores Cummins série B, **DIMEX:** Ônibus, **FORD:** Caminhões, Cargo 1416 / 1722, F100
Reparo da planetária / Repair for Planetary: R-0082, R-0095, R-0134

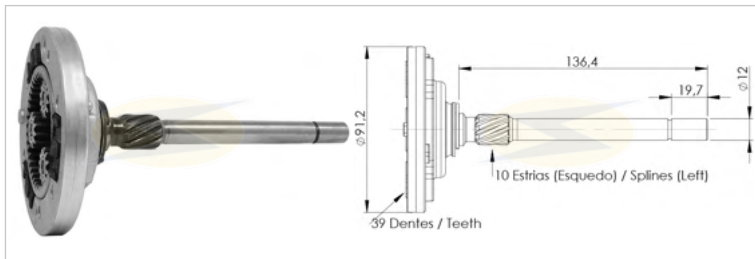
Prestolite Equivalente / Replace



UF - 12.212 Tipo / Type: **M93R**

Equivalente / Replace: 352 59 959, K01212
Partida / Starter: 352 59 380, 352 59 680
Aplicação / Application: **SHELHURST, MERCEDES-BENZ:** Ônibus 6CC
Reparo da planetária / Repair for Planetary: R-0082, R-0095, R-0134

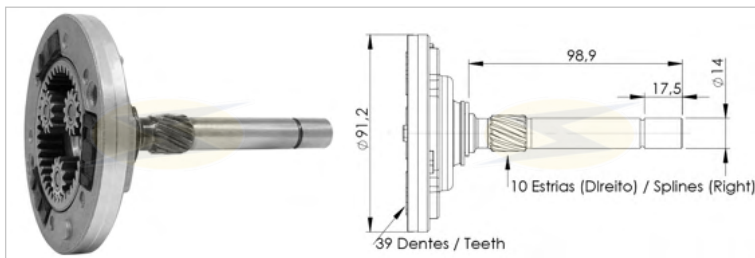
Prestolite Equivalente / Replace



UF - 12.219 Tipo / Type: **M93R**

Equivalente / Replace: 352 59 859, K01219
Partida / Starter: 352 59 480
Aplicação / Application: **VOLKSWAGEN:** Transporter T4 2.4 Diesel
Reparo da planetária / Repair for Planetary: R-0082, R-0095, R-0134

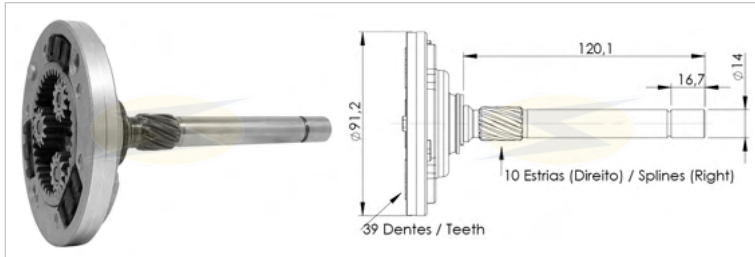
Prestolite Equivalente / Replace



UF - 12.221 Tipo / Type: **M93R**

Equivalente / Replace: 352 59 952, K01221, K01284
Partida / Starter: 352 59 310, 352 59 710, 352 59 720, 352 61 020, 352 61 175, **PEUGEOT:** YD00010680
Aplicação / Application: **AGCO:** Trator 6 Cilindros, **INDENOR:** Motoresindenor 6.305 / 6.354, **MASSEY FERGUSON:** Colheitadeira MF3640 / MF5650, Trator MF297 / MF299 / MF640 / MF650 / MF660 / MF680 / MF5320, **FORD:** F250, Power Stroke, **PEUGEOT:** 404 Diesel, 504 Diesel, 505 Diesel, C/ Motor Indenor
Reparo da planetária / Repair for Planetary: R-0082, R-0095, R-0134


Prestolite Equivalente / Replace



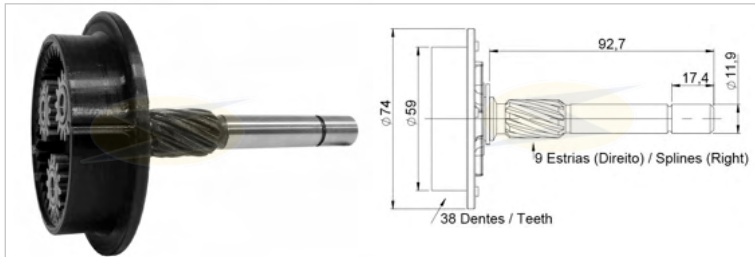
Motor S4; **AGRALE**: Caminhão 7500 / 8000 / 8500 / 9200, Trator 5075 / 5075.4 / 5085 / 5085.4, Motor Mwm, **INTERNATIONAL BRAZIL**, **MASSEY FERGUSON**: Trator C/ Motor Perkins, Trator MF250X, **CHEVROLET-GM**: Blazer (c/ motor Cummins 5.9), **DODGE**: D1000, **JOHN DEERE**: Colheitadeira 1165 / 1175 / 1450, Trator 7500, **NEW HOLLAND**: Trator TL65E / TL75E / TL85E / TL95E, **VOLKSWAGEN**: B8150 OD, B9150, B16210, B17210 OD, B17240 OT

Reparo da planetária / Repair for Planetary: R-0082, R-0095, R-0134


UF - 12.222 Tipo / Type: M93R

SAIBA MAIS  **Equivalente / Replace:** 352 59 465, K01222, K01261, K01349, K01469, K21148, KJD20, KJD21
Partida / Starter: 35262580, 352 59 300, 352 59 430, 352 59 580, 352 59 590, 352 59 600, 352 59 620, 352 59 630, 352 59 650, 352 59 660, 352 59 670, 352 59 690, 352 59 750, 352 59 760, 352 59 880, 352 59 900, 352 60 940, 352 60 950, 352 61 070, 352 61 120, 352 61 155, 352 61 190, 352 61 355, 352 61 360, 352 61 420, **PRESTOLITE**: 352 58 620, 352 59 330, 352 59 390, 352 61 425, 352 61 760, **FORD**: 2C3511001BA, 2C4511001BA, 4C4511001BA, F7HT11001AC, XC3U11000CA, **JOHN DEERE**: AJ60123, RE509658, **MWM**: 905720100093, **VOLKSWAGEN**: 2R0911023A, TJG911023B
Aplicação / Application: **DEUTZ AGCO**: Trator; **CUMMINS**: Motor B 5.9 / Aftercooler / eletrônico, Motores / Vmmotor; **FORD**: F100; **PERKINS**: D-28 Mt; **MWM**: 4 E 6 Cilindros; **FORD**: Cargo 1416 / 1716, F7000, F12000, F14000, F16000, F150, F250, F350, F1000, B7000, C/ Motores Cumminse Cummins 4bt; **MAXION**:

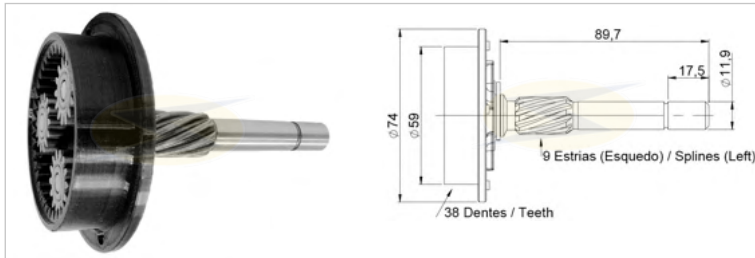
Prestolite Equivalente / Replace




UF - 12.223 Tipo / Type: M74R 12V

SAIBA MAIS  **Equivalente / Replace:**
Partida / Starter: 35258430
Aplicação / Application: **GM**: C20 4.1 6 Cil Gasolina, Silverado 4.1 6 Cil Gasolina, Grand Blazer 4.1 6 Cil Gasolina.
Reparo da planetária / Repair for Planetary: R-0195, R-0196

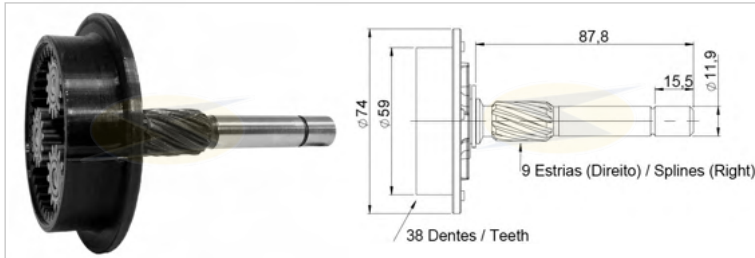
Prestolite Equivalente / Replace




UF - 12.224 Tipo / Type: M74R 12V

SAIBA MAIS  **Equivalente / Replace:**
Partida / Starter: 35260890
Aplicação / Application: **AGRALE DEUTZ**: Trator 4230 industrial CAT 3126 M790, Trator 4230.4 CAT 3126 M790 K 01412
Reparo da planetária / Repair for Planetary: R-0195, R-0196

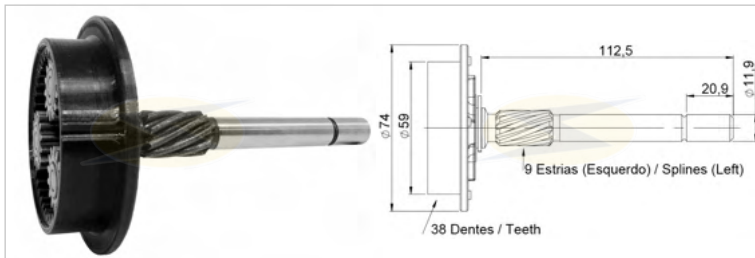
Prestolite Equivalente / Replace




UF - 12.225 Tipo / Type: M74R 12V

SAIBA MAIS  **Equivalente / Replace:**
Partida / Starter: 35261260, 35261295, 35261640
Aplicação / Application: **FORD**: Focus 2.0 (2007-2008), Mondeo, Ranger 2.3 Duratec (2001-2011)
Reparo da planetária / Repair for Planetary: R-0195, R-0196

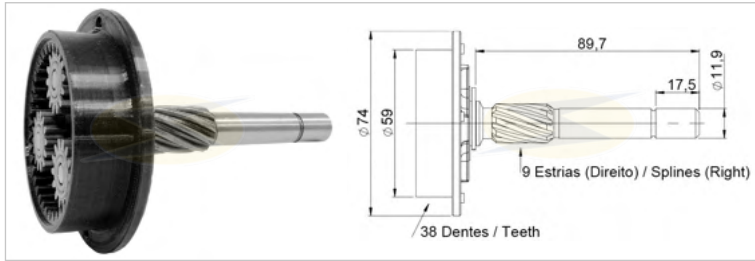
Prestolite Equivalente / Replace



UF - 12.226 Tipo / Type: M74R 12V

SAIBA MAIS  **Equivalente / Replace:**
Partida / Starter: 65258270
Aplicação / Application: **FORD**: Escort 1.6, Escort 1.8, Verona 1.6, Verona 1.8, Inca 1.6, Inca 1.8, **VW**: Logus 1.6, Logus 1.8, Pointer 1.6, Pointer 1.8, Polo 1.6, Polo 1.8, Polo 1.9 Diesel
Reparo da planetária / Repair for Planetary: R-0195, R-0196

Prestolite Equivalente / Replace



UF - 12.227 Tipo / Type: M74R 12V

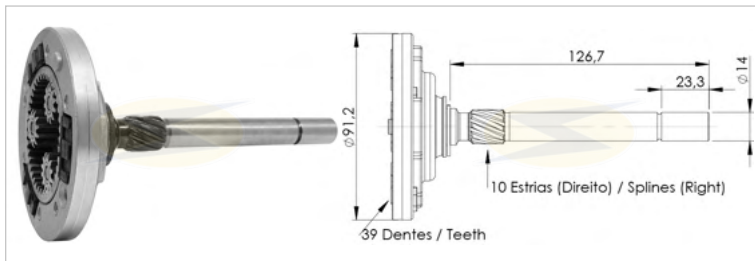
SAIBA MAIS **Equivalente / Replace:**
Partida / Starter: 35258370, 35258730, 35258400, 35258420, 35258460, 258470, 35258740, 35258560, 35258720, 35258740, 35258760, 5258780, 35258840, 35258850, 35261250, 35261810, 35259570

Aplicação / Application: **AGRALE DEUTZ:** trator 4100, 4100.4 linha 80 m93, trator m795w bicilíndrico, **CITROËN:** berlingo xu7 4 cil. 1.8, **GM:** corsa (chevy mx) powertech 1.4 / 1.6, **FIAT:** duna 1.7 diesel, fiorino 1.7 diesel, uno 1.7 diesel, palio 1.7 turbo diesel, siena 1.7 turbo diesel, **FORD:** pick up (usa) 4.9/ 5.8, tiger tug (usa) cummins, courier 1.8 diesel, escort 1.8 diesel, fiesta 1.8 diesel, fiesta endura e 1.3, focus 1.8 diesel, escort zetec, focus zetec, mondeo zetec, **PEUGEOT:** 205 xu7 4 cil. 1.6, 205 xud9 4 cil. 1.9 diesel, 306 xu7 4 cil. 1.6, 306 xud9 4 cil. 1.9 diesel, 405 xu7 4 cil. 1.6, 405 xud9 4 cil. 1.9 diesel, boxer xud9 4

cil. 1.9 diesel, partner xu7 4 cil. 1.6, **RENAULT:** r19 1.7 / 1.8, clio 1.4, clio f8q 1.9 diesel, megane 2.0 (tipo) - express f8q 1.9 diesel, r19 f8q 1.9 diesel, **VOLKSWAGEN:** gol 1.6 / 1.9 diesel, quantun ap 27 1.8 / ap 827 2.0, santana ap 827 1.8 / ap 827 2.0, saveiro 1.6 / 1.9 diesel, senda 1.9 / 1.6 diesel k 21152

Reparo da planetária / Repair for Planetary: R-0195, R-0196

Prestolite Equivalente / Replace



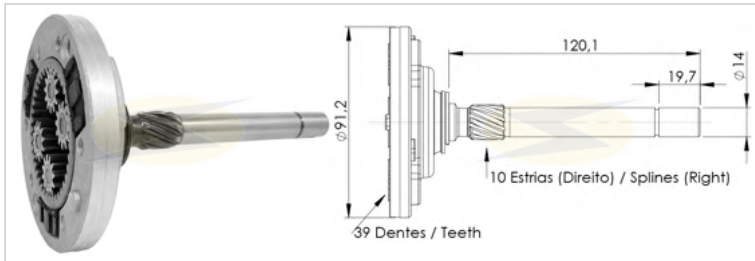
UF - 12.343 Tipo / Type: M93R

SAIBA MAIS **Equivalente / Replace:** 352 59 915, K01343, K01589
Partida / Starter: 352 59 640, 352 59 870, **FORD:** 2C4511001AA, XC4511001CA, XS-4511001CA, **VOLKSWAGEN:** 2S0911023, TJG911023D

Aplicação / Application: **CUMMINS:** Motores B / 4bt/ 6bt / 6btaa, **VOLKSWAGEN:** 13190, 15190, 17210, 23210, Caminhões C/ Motorescummins, **FORD:** Cargo 815 / 1217 / 1417 / 1421 / 1617 / 1621, Caminhões C/ Motores Cummins

Reparo da planetária / Repair for Planetary: R-0082, R-0095, R-0134

Prestolite Equivalente / Replace



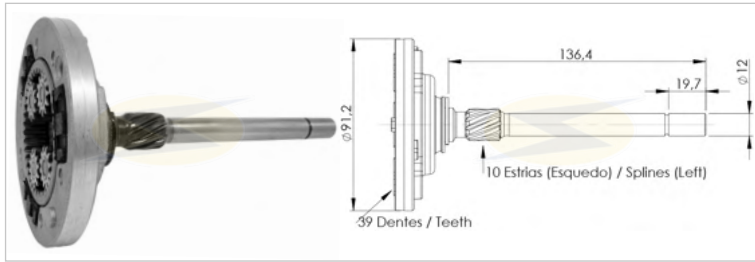
UF - 12.412 Tipo / Type: M93R - Reforçada com 4 engrenagens, substitui UF-12.212 /

SAIBA MAIS Reinforced with 4 gears, replaces UF-12.212
Equivalente / Replace: 352 59 959, K01212
Partida / Starter: 352 59 380, 352 59 680

Aplicação / Application: **SHELHURST, MERCEDES-BENZ:** Ônibus 6CC.

Reparo da planetária / Repair for Planetary: R-0095, R-0134, R-0147

Prestolite Equivalente / Replace



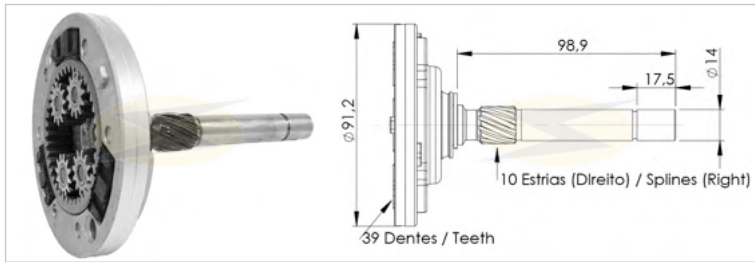
UF - 12.419 Tipo / Type: M93R - Reforçada com 4 engrenagens, substitui UF-12.219 /

SAIBA MAIS Reinforced with 4 gears, replaces UF-12.219
Equivalente / Replace: 352 59 859, K01219
Partida / Starter: 352 59 480

Aplicação / Application: **VOLKSWAGEN:** Transporter T4 2.4 Diesel.

Reparo da planetária / Repair for Planetary: R-0095, R-0134, R-0147

Prestolite Equivalente / Replace



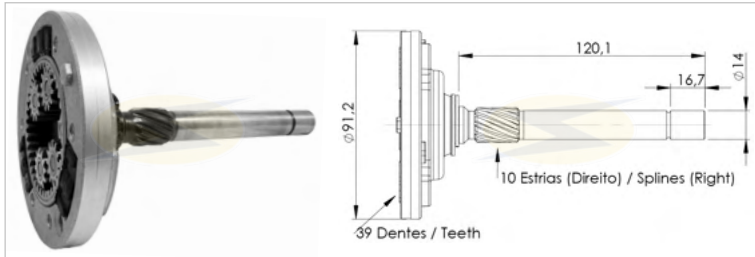
UF - 12.421 Tipo / Type: M93R - Reforçada com 4 engrenagens, substitui UF-12.221 /

SAIBA MAIS Reinforced with 4 gears, replaces UF-12.221
Equivalente / Replace: 352 59 952, K01221, K01284
Partida / Starter: 352 59 310, 352 59 710, 352 59 720, 352 61 020, 352 61 175, **PEUGEOT:** YD00010680

Aplicação / Application: **AGCO:** Trator 6 Cilindros, **INDENOR:** Motoresindenor 6.305 / 6.354, **MASSEY FERGUSON:** Colheitadeira MF3640 / MF5650, Trator MF297 / MF299 / MF640 / MF650 / MF660 / MF680 / MF5320, **FORD:** F250, Power Stroke, **PEUGEOT:** 404 Diesel, 504 Diesel, 505 Diesel, C/ Motor Indenor.

Reparo da planetária / Repair for Planetary: R-0095, R-0134, R-0147

Prestolite Equivalente / Replace



F7000, F12000, F14000, F16000, F150, F250, F350, F1000, B7000, C/ Motores Cumminse Cummins 4bt; **MAXION:** Motor S4; **AGRALE:** Caminhão 7500 / 8000 / 8500 / 9200, Trator 5075 / 5075.4 / 5085 / 5085.4, Motor Mwm, **INTERNATIONAL BRAZIL, MASSEY FERGUSON:** Trator C/ Motor Perkins, Trator MF250X, **CHEVROLET-GM:** Blazer (c/ motor Cummins 5.9), **DODGE:** D1000, **JOHN DEERE:** Colheitadeira 1165 / 1175 / 1450, Trator 7500, **NEW HOLLAND:** Trator TL65E / TL75E / TL85E / TL95E, **VOLKSWAGEN:** B8150 OD, B9150, B16210, B17210 OD, B17240 OT. - **Reparo da planetária / Repair for Planetary: R-0095, R-0134, R-0147**

UF-12.422

Tipo / Type: **M93R - Reforçada com 4 engrenagens, substitui UF-12.222 /**



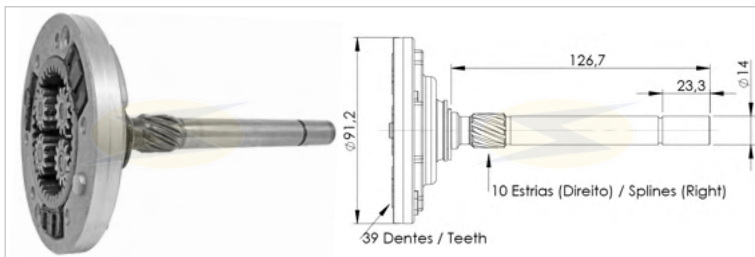
Reinforced with 4 gears, replaces UF-12.222

Equivalente / Replace: 352 59 465, K01222, K01261, K01349, K01469, K21148, KJD20, KJD21

Partida / Starter: 35262580, 352 59 300, 352 59 430, 352 59 580, 352 59 590, 352 59 600, 352 59 620, 352 59 630, 352 59 650, 352 59 660, 352 59 670, 352 59 690, 352 59 750, 352 59 760, 352 59 880, 352 59 900, 352 60 940, 352 60 950, 352 61 070, 352 61 120, 352 61 155, 352 61 190, 352 61 355, 352 61 360, 352 61 420, **PRESTOLITE:** 352 58 620, 352 59 330, 352 59 390, 352 61 425, 352 61 760, **FORD:** 2C3511001BA, 2C4511001BA, 4C4511001BA, F7HT11001AC, XC3U11000CA, **JOHN DEERE:** Aj60123, RE509658, **MWM:** 905720100093, **VOLKSWAGEN:** 2R0911023A, TJG911023B

Aplicação / Application: **DEUTZ AGCO:** Trator; **CUMMINS:** Motor B 5.9 / Aftercooler / eletrônico, Motores / Vmmotor; **FORD:** F100; **PERKINS:** D-28 Mt; **MWM:** 4 E 6 Cilindros; **FORD:** Carga 1416 / 1716,

Prestolite Equivalente / Replace



Sprinter C/ Motormaxion Hs, **PERKINS:** Motores 4.203 / 3.152 / 4.236 / 6.354, **PEUGEOT:** 504, 505, Vários C/ Motorindenor **VOLKSWAGEN:** Caminhão 15- 160, Delivery 8150/8120/9150, **MWM:** Sprint, **LAND ROVER:** Defender 2.5, Discovery 2.5. - **Reparo da planetária / Repair for Planetary: R-0095, R-0134, R-0147**

UF-12.443

Tipo / Type: **M93R - Reforçada com 4 engrenagens, substitui UF-12.343 /**



Reinforced with 4 gears, replaces UF-12.343

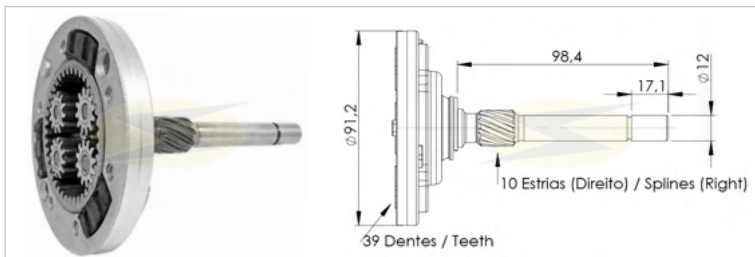
Equivalente / Replace: 352 59 915, K01343, K01589

Partida / Starter: 352 59 640, 352 59 870, **FORD:** 2C4511001AA, XC4511001CA, XS4511001CA, **VOLKSWAGEN:** 2S0911023, TJG911023D

Aplicação / Application: **CUMMINS:** Motores B / 4bt/ 6bt / 6btaa, **VOLKSWAGEN:** 13190, 15190, 17210, 23210, Caminhões C/ Motorescummins, **FORD:** Carga 815 / 1217 / 1417 / 1421 / 1617 / 1621, Caminhões C/ Motores Cummins.

Reparo da planetária / Repair for Planetary: R-0095, R-0134, R-0147

Prestolite Equivalente / Replace



Reparo da planetária / Repair for Planetary: R-0095, R-0134, R-0147

UF-12.447

Tipo / Type: **M93R - Reforçada com 4 engrenagens, substitui UF-12.147 /**



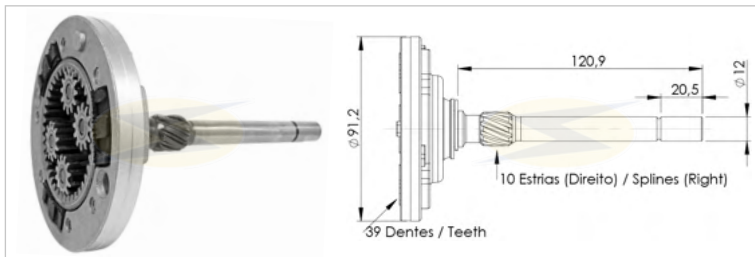
Reinforced with 4 gears, replaces UF-12.147

Equivalente / Replace: 352 58 669, K21147, M5206206, K01220

Partida / Starter: 352 58 580, 352 58 940, 352 58 950, 352 58 490, 352 58 540, 352 58 660, 352 58 690, 352 58 710, 352 58 820, 352 58 880, 352 58 960, 352 59 040, 352 59 050, 352 60 828, **PRESTOLITE:** 352 59 150, 352 59 170, 352 59 180, 352 59 400, 352 613 05, **FORD:** 1L5411000AA, **LAND ROVER:** ERR5009, NAD10038, **MERCEDES BENZ:** A001233410E

Aplicação / Application: **AGRALE:** Ônibus Volare, **CHEVROLET-GM:** Blazer Dlx, S10 C/Motor Maxion Hs, D20, Silverado C/Motor Mwm, **CUMMINS:** Motores Séries 6bt(Dianteiro) / B6 / Bt5.9l, **FORD:** Carga 1416 / 1722 / 1716, F-1000, F-14000 C/ Mwm, F-100, Ranger, Transit Diesel, **JOHN DEERE:** Tratores, **MASSEY-FERGUSON:** Trator C/ Motor 4 Cil., **MAXION:** Motores, **MERCEDES-BENZ:** 180d - Kombi Espanhola, Ônibus, Caminhões, Mb 180 D,

Prestolite Equivalente / Replace



Reparo da planetária / Repair for Planetary: R-0095, R-0134, R-0147

UF-12.449

Tipo / Type: **M93R - Reforçada com 4 engrenagens, substitui UF-12.149 /**



Reinforced with 4 gears, replaces UF-12.149

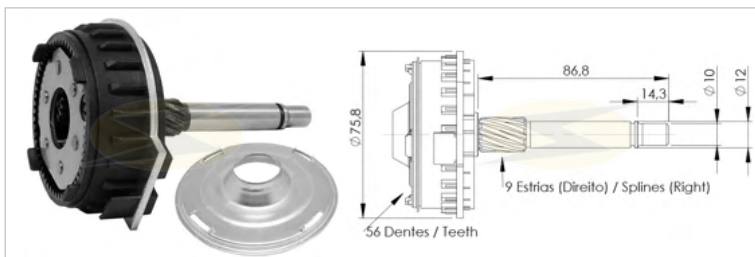
Equivalente / Replace: 352 58 853, K21149, KJD08, KJD09

Partida / Starter: 352 58 880, 352 58 940, 352 58 950, 352 58 990, 352 59 000, 352 59 130, 352 59 210, 352 59 680, 352 59 620, 352 59 630, 352 59 650, 352 59 670, 352 59 690, 352 59 660

Aplicação / Application: **MERCEDES-BENZ:** Ônibus, Caminhões diversos, **CUMMINS:** Motor 6BT59L, Motores Cummins série B, **DIMEX:** Ônibus, **FORD:** Caminhões, Carga 1416 / 1722, F100.

Reparo da planetária / Repair for Planetary: R-0095, R-0134, R-0147

Valeo Equivalente / Replace



Reparo da planetária / Repair for Planetary: R-0114, R-0208

UF-16.101

Tipo / Type: **12V - 2.2 Kw**



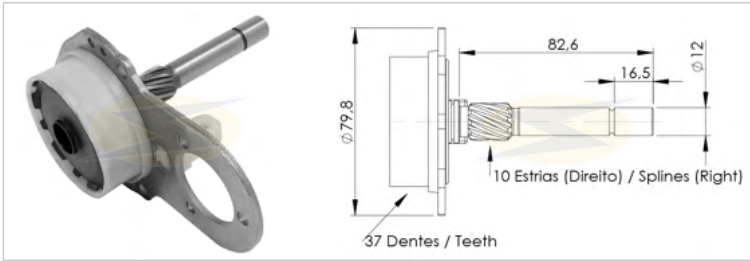
Equivalente / Replace:

Partida / Starter: TM00A31201, TM00A34101, TM00A36101, 36100-42350, **HYUNDAI:** DSL 36100, DSL 42360, DSL 3610042350

Aplicação / Application: **HYUNDAI:** Hr, Accent 1.5 Crdi, **KIA:** Bongo, Cee'd 1.5, Sorento 2.5 Turbo Diesel, K2700, **FIAT:** Ducato, **MERCEDES BENZ:** Sprinter 311 / 313 CDi, **RENAULT:** Master, **VOLKSWAGEN:** Amarok 2.0 TDi

Reparo da planetária / Repair for Planetary: R-0114, R-0208

Valeo Equivalente / Replace



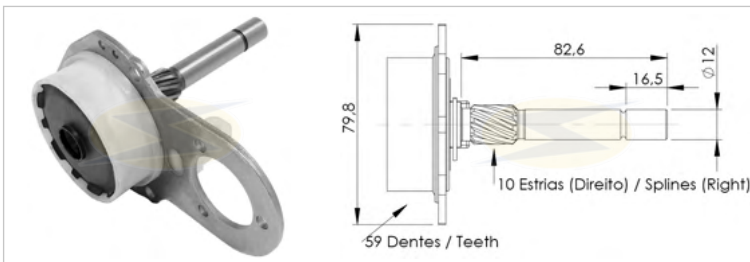
UF - 16.102 Tipo / Type:

Equivalente / Replace: 594609, 435636, 594541
Partida / Starter: D6RA85, D6RA185, 438089, 438145, 455958, 455975, 458163, D6RA84, D6RA87, D6RA187, D6RA188, 432623, 432636, 432633, 432631

Aplicação / Application: CHEVROLET-GM, SATURN, FIAT: 600 (Seicento) 0.9i, Brava 1.6i 16V, Bravo 1.6i 16V, Doblò 1.6i 16V, Marea 1.6i 16V, Palio 1.6i 16V, Palio Weekend 1.6i 16V, Siena 1.6i 16V, Stilo 1.6i 16V, CITROEN: Saxo 1.0/1.4, Xantia 1.6 / 1.8i / 2.0i / 16V, Xsara 1.8 / 2.0 / 16 V, PEUGEOT: 106 1.0, 306 2.0, 405 - 1.6 / 1.8 / 1.9 / 2.0, 406, RENAULT: Trafic

Reparo da planetária / Repair for Planetary: R-0068

Valeo Equivalente / Replace



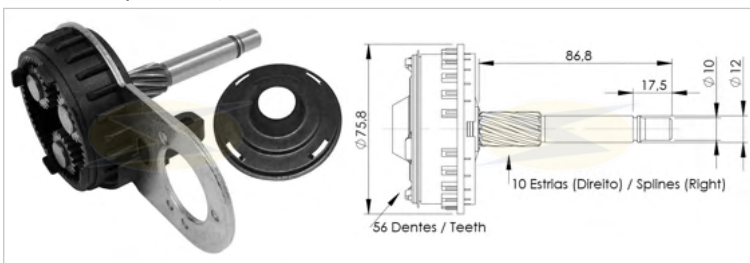
UF - 16.103 Tipo / Type:

Equivalente / Replace: 594542
Partida / Starter: D6RA65, D6RA165, 432622, 438129

Aplicação / Application: PEUGEOT, CITROEN, SATURN, CHEVROLET-GM: Corsa, RENAULT: Clio 1.8, Kangoo, Laguna 1.8, Megane 2.0, Scenic 2.0

Reparo da planetária / Repair for Planetary: R-0069

Valeo Equivalente / Replace



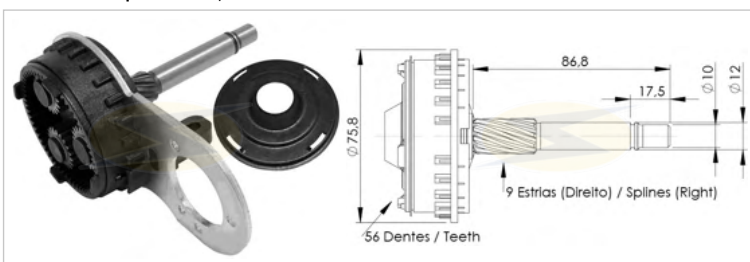
UF - 16.104 Tipo / Type:

Equivalente / Replace: 594283
Partida / Starter: D7R11, D7R12, D7R13, D7R15, D7R151, D7R16, D7R18, D7R19, D7R20, D7R24, D7R25, D7R26, D7R27, D7R28, D7R33, D7R34, D7R35, 432644, 438011, 438053, 438085, 455720, 455734, 455741, 455745, 455873, 726008, D7R17, D7R22, D7R23, D7R42, D7R281

Aplicação / Application: TATRA, AUDI: A3 (97-00), CITROEN: Xantia, XM, Xsara, 14, Saxo (96-03), Zx, C.A 91-97, 2cv 602 (70-90), Ax, Ami, Acadiane, Dyane, Mehari, Berlingo, FIAT: Brava, Bravo, Duna, Elba, Fiorino, Palio, Palio Weekend, Punto, Regata, Siena, Strada, Tempra, Tipo, Uno, Uno Mille, Scudo Td, JPX: Jipe Montez, PEUGEOT: 406, 605, 106, 206, 405, Partner, VOLVO: 400td, 440 Td, 460 Td, ROVER: Agrupa 1.4 D (92-95), 114d (92-94), 115d (94-97), LANCIA: Phedra, Z, SUZUKI: Grand Vitara, Samurai, OPEL: Vivaro, NISSAN: Micra, K11 (98-02), Primera, MERCEDES BENZ: Sprinter 208 / 209 / 210 / 211 / 212 / 213 / 215 / 216 / 308 / 309 / 310 / 311

/ 312 / 313 / 315 / 316 / 408 / 410 / 411 / 412 / 413 / 416 / 509 / 616, Classe C 30 / C 200 / C 220 / C 250 / C 270 / CLK 220 / E 200 / E 220 / E 250 / E 270 / E 280 / E 290 / E 300 / E 320 / G 270 / ML 270 / S 320 / V 200 / V 230, Viano, Vito 108 / 109 / 110 / 111 / 112 / 115, O812 2.9, Sprinter, 190d 2.2i D / 2.5i D (84-89), 300d, Cd, Sd, Sdl, Td 2.5i D, Td 3.0i D, 3.5i D (86-93), 350sd, Sdl 3.5i D (91), E Class 3.0i D (95-99), S Class 3.5i D (94-95), SKODA: Octavia A4 (01-11) Motores Codigo/ Engine Codes: Aqm, Agr, Alh, Ahf, Asv, VOLKSWAGEN: Beetle (99-01), Bora (02-05), Golf Mk4 (98-06), Todos Com Motores Código / All With Engine Codes: Asv, Aqm, Agr, Alh, Ahf, Asv, RENAULT: Clio Express, Megane Express, R19 D, R21 D, Avantime, Escape, Laguna/ Laguna Grandtour, Safrane, Velsatis, Trafic, Master 2.2 / 2.5 Cdi (2010 ->), HYUNDAI: Hrr, SEAT: Ibiza 1.7 D, Málaga 1.7 D, Ronda 1.7 D - **Reparo da planetária / Repair for Planetary: R-0208, R-0209**

Valeo Equivalente / Replace



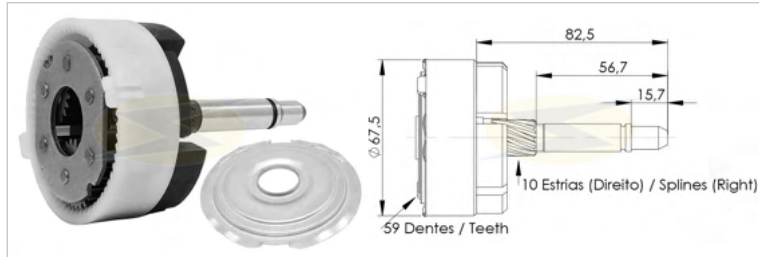
UF - 16.105 Tipo / Type:

Equivalente / Replace: 7701041250
Partida / Starter: D7R11, D7R12, D7R13, D7R15, D7R16, D7R18, D7R19, D7R20, D7R24, D7R25, D7R26, D7R27, D7R28, D7R33, D7R34, D7R35, D7R43, D7R53, D7GR53, VALEO: 432630, 432637, 432644, 432666, 432672, 432684, 433323, 438030, 438065, 438068, 438069, 438088, 438090, 438095, 438096, 438148, 438158, 438165, 438186, 438199, 438200, 438201, 455550, 455674, 455687, 455695, 455719, 455720, 455749, 455895, 455899, 455928, 455929, 455943, 455954, 455957, 455959, 455971, 455972, 458118, 458172, 458178, 458180, 458289, 458290, 458366, 726004, 726006, 726008, 726021, 726031, 726033, 726045, 726047, 726052, D7R8, D7R9, D7R40, D7R44, D7R46, D7R47, D7R48, D7R49, D7R56, D7R57, D7R64, D7R65, D7R70, D7R151, D8R1, D8R27, D8R28, D8R29, D8R49, RENAULT: 8200634602

Aplicação / Application: CITROEN: AX 1.4 / 1.5 D, Berlingo 1.4i / 1.6i / 1.8 D / 1.9 D / 2.0 HDi, C4 2.0 HDi, C4 Picasso 1.6 / 2.0 HDi, XM 2.1 D / 2.1 TD Turbo, Xsara 1.5 D / 1.8 D / 1.9 D / 1.9 TD / 2.0 HDi, Xsara Picasso 2.0 HDi, ZX 1.4 D / 1.5 D / 1.8 D / 1.9 D / 1.9 TD, FIAT: Ducato 1.9 D / 1.9 TD / 2.0i / 2.3 TD / 2.8 JTD, Ulysse 1.9 TD / 2.0 JTD / 2.1 TD, Scudo 1.9 D / 1.9 TD / 2.0 JTD, FORD: Fiesta 1.8 TDCi, Focus 1.8 TDCi / TD, Transit 2.5 D / TD, MERCEDES BENZ: Sprinter 208 CDI / 208 D / 209 CDI / 210 D / 211 Cdi / 213 Cdi / 215 Cdi / 216 Cdi / 308 Cdi / 308 D / 309 Cdi / 310 D / 311 Cdi / 312 DD / 315 Cdi / 316 Cdi / 408 D / 410 D / 411 Cdi / 412 D / 416 Cdi / 509 Cdi / 511 Cdi / 515 Cdi / 616 Cdi, 190 2.0 D / 2.5 D / 2.5 D Turbo, Classe C 30 3.0 Cdi, Classe C 200 2.0 D / 2.1 Cdi / 2.2 Cdi, Classe C 210 2.2 Cdi, Classe C 220 2.2 Cdi / 2.2 D, Classe C 250 2.5 D / 2.5 TD, Classe C 270 2.7 Cdi, Classe CLC 200 2.1 Cdi, Classe CLC 220 2.1 Cdi, Classe CLK 220 2.2 Cdi, Classe CLK 270 2.7 Cdi, Classe E 200 2.0 D / 2.1 Cdi, Classe E 220 2.1 Cdi / 2.2 Cdi / 2.2 D, Classe E 250 2.5 D / 2.5 TD, Classe E 270 2.7 Cdi, Classe E 280 3.2 Cdi, Classe E 290 2.9 TD, Classe E 300 3.0 D / 3.0 TD / 3.0i, Classe E 320 3.2 Cdi, Classe G 270 2.7 Cdi, Classe G 300 3.0 TD, Classe S 300 3.0 TD, Classe S 320 3.2 Cdi, Classe S 350 3.5 TD, Classe V 200 2.2 Cdi, Classe V 220 2.2 Cdi, Classe V 230 2.3 TD, Classe W124 200 2.0 D / 250 2.5 D / 250 2.5 TD Turbo / 300 3.0 D / 300 3.0 TD Turbo, Classe W140 300 3.5 TD, Viano 2.0 Cdi / 2.2 Cdi / 3.7i, Vito 2.2 Cdi / 2.3 D / 2.3 TD / 3.7i V6 24V, MITSUBISHI: Katana, L200, Carisma 1.9 TD, PEUGEOT: 106 1.4 D / 1.5 D, 206 1.9 D / 2.0 HDi, 306 1.8 D / 1.9 D / 1.9 TD, 307 2.0 HDi, 405 1.7 D / 1.7 TD / 1.9 D / 1.9 TD, 406 1.9 TD / 2.0 HDi / 2.1 TD, 605 2.1 D / 2.1 TD Turbo, 607 2.0 HDi, 806 1.9 TD / 2.0 HDi / 2.1 TD, Boxer 1.9 D / 1.9 TD / 2.0 HDi, Expert 1.9 D / 1.9 TD / 2.0 HDi, Partner 1.8 D / 1.9 D / 2.0 HDi, SSANGYONG: Musso 2.3 D, SUZUKI: Grand Vitara, Vitara 1.9 TD, VOLVO: 340 1.6 D, 360 1.6 D, 440 1.9 TD, 460 1.9 TD, S40 1.9 TD / TDCi / TDI, V40 1.9 TD / TDI, HYUNDAI: Hrr, NISSAN: Interstar, Primastar 2.4 dCi 140 (2003->), Primastar 2.5 dCi 115 (2008->), Primastar 2.5 dCi 140 (2002-2006), Primastar 2.5 dCi 150 (2006->), OPEL: Movano 2.2 DTi (2000->), Movano 2.5 CDTi (2003-2007), Movano 2.5 DTi (2001-2003), Vivaro 2.5 CDTi (2006->), Vivaro 2.5 DTi (2003->), Vivaro A 2.5 CDTi (2006->), Vivaro A 2.5 DTi (2003->), RENAULT: Avantime 2.2 dCi (2002-2003), Espace 2.2 12V TD (1996-2000), Espace 2.2 D (1997-2000), Espace 2.2 dCi (2000-2006), Laguna 2.2 dCi (2001-2007), Laguna 2.2 dCi Grandtour (2001-2006), Laguna 2.2 dT (1996-2001), Master 2.2 dCi 90 (2000->), Master 2.5 dCi (2004-2010), Master 2.5 dCi 100 (2003->), Master 2.5 dCi 120 (2001->), Safrane 2.2 dT (1996-2000), Trafic 2.5 dCi (2007->), Trafic 2.5 dCi 115 (2001-2008), Trafic 2.5 dCi 145 (2006->), Vel Satis 2.2 dCi (2002-2009), VAUXHALL: Movano MK1 2.2 DTi (2000-2010), Movano MK1 2.5 CDTi (2001-2010), Movano MK1 2.5 DTi (2000-2010), Vivaro 2.0 CDTi (2006-2014), Vivaro 2.5 CDTi (2003-2014), Vivaro 2.5 DTi (2003-2014)

Reparo da planetária / Repair for Planetary: R-0208

Valeo Equivalente / Replace



90 (2000->), Master 2.5 dCi (2004-2010), Master 2.5 dCi 100 (2003->), Master 2.5 dCi 120 (2001->), Safrane 2.2 dT (1996-2000), Trafic 2.5 dCi (2007->), Trafic 2.5 dCi 115 (2001-2008), Trafic 2.5 dCi 145 (2006->), Vel Satis 2.2 dCi (2002-2009), VAUXHALL: Movano MK I 2.2 DTi (2000-2010), Movano MK I 2.5 CDTi (2001-2010), Movano MK I 2.5 DTi (2000-2010), Vivaro 2.0 CDTi (2006-2014), Vivaro 2.5 CDTi (2003-2014), Vivaro 2.5 DTi (2003-2014).

Reparo da planetária / Repair for Planetary: R-0113

UF-16.106 Tipo / Type:

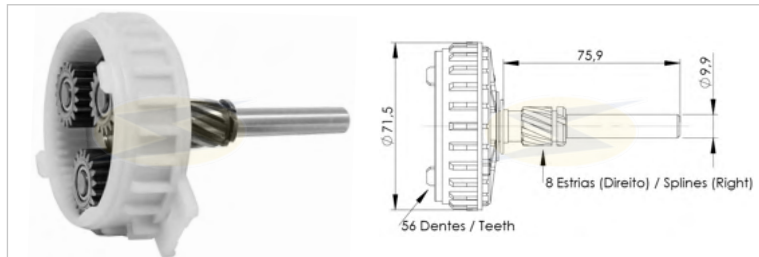
SAIBA MAIS  Equivalente / Replace:

Partida / Starter: DTG11, 438170, 458210, RENAULT: 82002253365

Aplicação / Application: NISSAN: Interstar 2.2 dCi 90 (2002-2006), Interstar 2.4 dCi 100 (2003-2006), Interstar 2.4 dCi 120 (2002-2006), Interstar 2.4 dCi 150 (2006->), Interstar 2.5 dCi 100 (2003-2011), Interstar 2.5 dCi 115 (2002-2006), Interstar 2.5 dCi 120 (2002-2011), Interstar 2.5 dCi 150 (2006-2011), Primastar 2.4 dCi 140 (2003->), Primastar 2.5 dCi 115 (2008->), Primastar 2.5 dCi 140 (2002-2006), Primastar 2.5 dCi 150 (2006->),

OPEL: Movano 2.2 DTi (2000->), Movano 2.5 CDTi (2003-2007), Movano 2.5 DTi (2001-2003), Vivaro 2.5 CDTi (2006->), Vivaro 2.5 DTi (2003->), Vivaro A 2.5 CDTi (2006->), Vivaro A 2.5 DTi (2003->), RENAULT: Avantime 2.2 dCi (2002-2003), Espace 2.2 12V TD (1996-2000), Espace 2.2 D (1997-2000), Espace 2.2 dCi (2000-2006), Laguna 2.2 dCi (2001-2007), Laguna 2.2 dCi Grandtour (2001-2006), Laguna 2.2 dT (1996-2001), Master 2.2 dCi

Valeo Equivalente / Replace



UF-16.107 Tipo / Type:

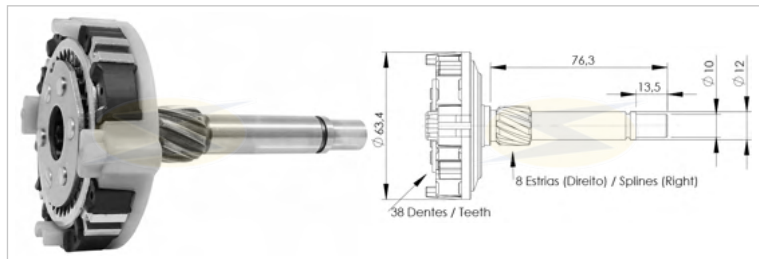
SAIBA MAIS  Equivalente / Replace: 595684

Partida / Starter: TS12ER15, TS12ER15M, TS22ER12, TS22ER13, VW: 2H0911023C, 2H0911023G, 2H0911023A, 2H0911023F, 2H0911023AX

Aplicação / Application: VOLKSWAGEN: Crafter 2.0 TDi, Amarok 2.0 tdi 122 cv / 2.0 bi turbo / tdi 180 cv

Reparo da planetária / Repair for Planetary: R-0115

Valeo Equivalente / Replace



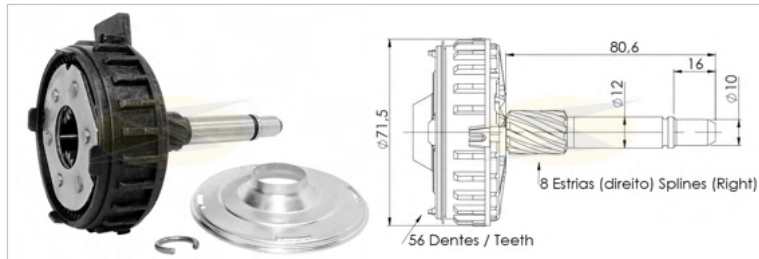
UF-16.108 Tipo / Type:

SAIBA MAIS  Equivalente / Replace:

Partida / Starter: 36100 4A200, 1202355

Aplicação / Application: KIA: Bongo K2500 TCI, HYUNDAI: H-1 2.5 CRDi, Porter Pickup 2.5 CRDi, HR100

Valeo Equivalente / Replace



UF-16.109 Tipo / Type:

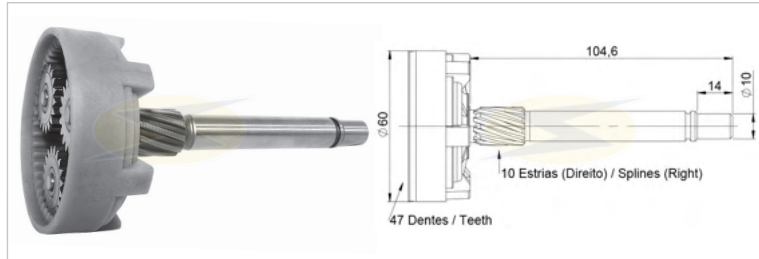
SAIBA MAIS  Equivalente / Replace:

Partida / Starter: VALEO: TS22-32, TS22E20, D7G26, TS18E33, TS22E26, TS22E36, TS22E5, TS22E8, TS24E3, TS24E6, GM: 55564374, RENAULT: 233002654R

Aplicação / Application: NISSAN: Vivaro 2.0, Navara (2010->), Pathfinder (2010->), Qashqai (2007-2013), Primastar (2006->), X-Trail (2007-2013), NV400 (2011-2016), TOYOTA: Avensis (2009->), Verso (2009->), OPEL: Corsa D 1.3 CDTi (2006->), Astra (2005-2010), Movano (2010->), Vivaro (2006->), RENAULT: Laguna (2005-2015), Latitude (2011->), Master (2010->), Megane (2005->), Scenic 2.0 dCi (2005->), Trafic (2006->), Vel Satis 2.0 dCi (2005->), Espace 2.0 dCi (2006->), Grand Scenic 2.0 dCi (2005->), VAUXHALL: Movano Mk II 2.3 CDTi RWD (2010->), Vivaro 2.0 CDTi (2006-2014), CHEVROLET-GM: S10 2.8 Diesel (2011-2014), TrailBlazer 2.8 CDTi (2012->), FORD: Grand C-Max 1.5 TdCi (2015->), C-Max 1.5 TdCi (2015->), Focus 1.6 TdCi (2009->),

VOLVO: S40 2.0 D (2004-2012), C30 (2006-2013), V70 (2010->), V50 (2003-2012), S60 1.6 D2 (2011->), XC40 1.6 D (2015->), V40 1.6 D2 (2012->), S80 (2010->) / Reparo da planetária / Repair for Planetary: R-0115, R-0208

Valeo Equivalente / Replace



UF-16.110 Tipo / Type:

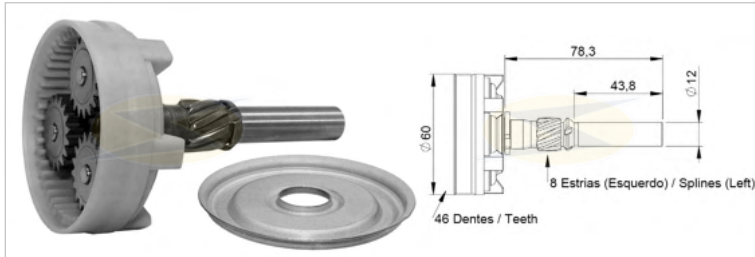
SAIBA MAIS  Equivalente / Replace:

Partida / Starter: VALEO: TS14E42, 458405, AUDI: 079-911-022, -022X

Aplicação / Application: AUDI: A4 2.0 L4 (2016), A4 Quattro 2.0 L4 (2016), A4 3.0 S4 Quattro (2008->), A4 3.2 FSi (2008->), A4 3.2 FSi Quattro (2007->), A4 RS4 4.2 Quattro (2012->), A5 3.0 Quattro (2010->), A5 3.2 FSi (2007->), A5 3.2 FSi Quattro (2007->), A5 4.2 Quattro (2013->), A6 2.8 FSi Quattro (2011->), A6 3.0 TFSi Quattro (2010->), A6 4.0 Quattro (2012->), A6 4.0 RS6 Quattro (2015->), A6 4.0 S6 Quattro (2012->), A6 Allroad 3.0 TFSi Quattro (2012->), A7 2.8 FSi (2011->), A7 2.8 FSi Quattro (2010->), A7 3.0 TFSi Quattro (2010->), A7 4.0 Quattro (2013->), A7 4.0 RS7 Quattro S (2015->), A7 4.0 S7 Quattro (2012->), A8 3.0 TFSi Quattro (2010->), A8 4.0 Quattro (2015->), A8 4.0 S8 Quattro (2012->), A8 4.0 TFSi Quattro (2012->), A8 4.2 FSi Quattro (2009->), Q5 3.2 V6 (2011-2012), Q5 3.0 V6 (2013-2017), Q7 3.0 TFSi (2010->), SQ5 3.2 V6

(2014-2017), S4 3.0 V6 (2013-2016), S5 3.0 V6 (2010-2016), S5 4.2 Quattro (2007->), BENTLEY: Continental 4.0 AWD (2013->), Continental Cabriolet 4.0 AWD (2012->), Continental Coupe 4.0 AWD (2011->), PORSCHE: Cayenne 3.0 D (2010->), VW: Toureg, - Reparo da planetária / Repair for Planetary: R-0193, R-0194 (*A substituição dos reparos só é possível para as planetárias UNIFAP, não é possível aplicar os mesmos para as planetárias originais.)

Valeo Equivalente / Replace



Reparo da planetária / Repair for Planetary: **R-0191, R-0192**

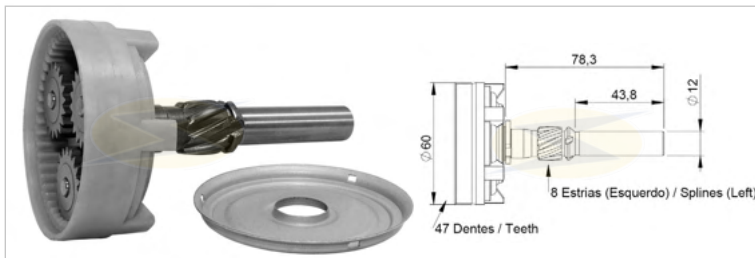
UF - 16.111 Tipo / Type:

Equivalente / Replace:

Partida / Starter: **VALEO**: TSC10R6, **VW**: 02M911021J

Aplicação / Application: **VW**: Gol 1.6 (2014->), Fox 1.0 MSI (2014->), Fox 1.6 MSI (2014->), Cross Fox MSI (2015->), Space Fox MSI 1.6 (2014->), Saveiro MSI 1.6 (2014->), Virtus TSi, Virtus 1.6, Nivus TSi Vento 1.6 (2015->), Golf 1.4 TSi (2014->), Golf Sportsvan 1.6 (2014->), Golf VII 1.2 TSi (2013->), Jetta 1.6 (2015->), Load Up 1.0 (2014->), Multivan 2.0 TSi (2015->), New Beetle 1.4 TSi (2014->), New Beetle 2.0 TSi (2012->), Polo 1.0 (2014->), Polo 1.0 TSi (2014->), Polo 1.2 TSi (2014->), Polo 2.0 (2013->), Touran 2.0 TSi (2015->), Transporter 2.0 TSi (2015->), Cross Up TSi 1.0 (2014->), Up 1.0 (2014->), **AUDI**: Q3 1.4 TFSi (2016->), A3 2.0 Quattro (2016->), A3 Limousine 2.0 Quattro (2016->), A3 Sportback 2.0 Quattro (2016->), **A4**, **SEAT**: Mii 1.0 (2011->), Leon 2.0 Cupra (2015->), Leon ST 2.0 Cupra (2015->), Leon 1.2 TSi (2014->), **SKODA**: Citigo 1.0 (2011->), Octavia 1.6 (2014->).

Valeo Equivalente / Replace



UF - 16.112 Tipo / Type:

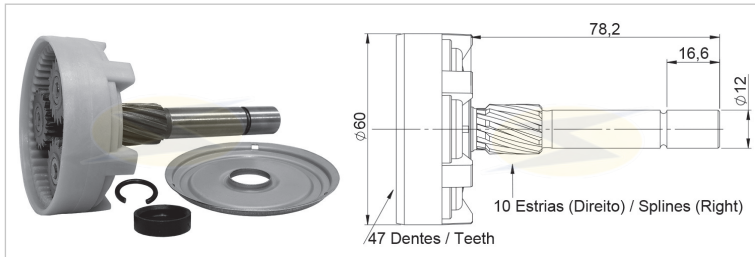
Equivalente / Replace:

Partida / Starter: **VALEO**: TSC10R7, VA495107, 02T911021E

Aplicação / Application: **VW**: Gol (2009), Saveiro (2010), Voyage (2009), Fox (2003), Polo (2003), Golf (2004)

Reparo da planetária / Repair for Planetary: **R-0193, R-0194**

Valeo Equivalente / Replace



UF - 16.113 Tipo / Type:

Equivalente / Replace: 595660

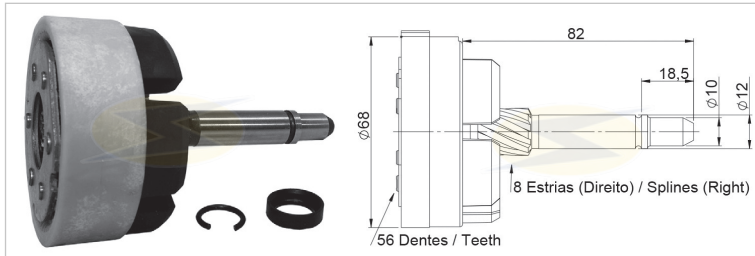
Partida / Starter: **VALEO**: D6G3, 438285, 46823548, D6G1, D6G33, D6G332, D6GS31, D6GS33, TS12E901, TS12E902

Aplicação / Application: **LADA**: 110 1.6 (2000-2012), 2110 1.6 (2000-2012), **ALFA ROMEO**: Mito 1.3 Multijet (2008->), **FIAT**: Linea 1.3 Multijet (2007->), Panda 1.3 JTD (2004->), 500 1.3 D Multijet (2007->), 500 C 1.3 D Multijet (2009->), Doblo 1.3 D Multijet (2010->), Doblo 1.3 D Multijet Cargo (2005-2010), Doblo 1.3 JTD (2005->), Doblo 1.3 JTD 16V Cargo (2004-2006), Doblo 1.3 JTD 16V Multijet Cargo (2006->), Fiorino 1.3 D Multijet (2007->), Grande Punto 1.3 D Multijet (2005->), Idea 1.3 D Multijet (2004->), Panda 1.3 D Multijet (2003-2013), Panda 1.3 D Multijet 4x4 (2004->), Panda 1.3 JTD Multijet 4x4 (2010-2013), Punto 1.3 D Multijet (2008->), Punto 1.3 JTD (2003-2005), Punto 1.3 JTD 16V (2003-2012), Punto Evo 1.3 D Multijet

(2009-2012), Qubo 1.3 D Multijet (2008->), Siena 1.3 JTD (2003-2009), Strada 1.3 D Multijet (2010->), **LANCIA**: Musa 1.3 D Multijet (2004-2012), Ypsilon 1.3 D Multijet (2006-2011), Ypsilon 1.3 JTD (2003-2011), **OPEL**: Agila 1.3 CDTi (2003-2007), Combo 1.3 CDTi 16V (2005-2012), Combo Tour 1.3 CDTi 16V (2004-2011), Corsa D 1.3 CDTi (2006-2014), Corsa 1.2 CDTi (20014->), Corsa 1.3 CDTi (2003->), Meriva 1.3 CDTi (2005->), Tigra 1.3 CDTi Twintop (2004-2010), **VAUXHALL**: Astra Mk V 1.3 CDTi (2005->), Astra Mk V 1.3 CDTi Sport Hatch (2005-2010), Tigra Twintop 1.3 CDTi (2004-2009), **AUDI**: A1 1.4 TFSi Sportback (2011->), A3 1.4 TFSi (2007-2013), A3 1.6 (1997-2001), A3 1.8 (1998-2003), A3 1.8 Quattro (1998->), A3 1.8 Turbo (1998-2003), A3 1.8 Turbo 20V (1998->), A3 1.8 Turbo Quattro (1998-2003), A3 2.0 FSi (2003-2008), TT 1.8 TFSi (2008->), TT 1.8 Turbo (1998-2005), TT 1.8 Turbo Quattro (1998->), TT 1.8 Turbo Roadster (2001->), **SEAT**: Alhambra 1.8 Turbo 20V (1998->), Altea 1.4 TSi (2007->), Altea 1.8 TFSi (2007->), Altea 2.0 FSi (2004->), Cordoba 1.8 Turbo 20V Cupra (1999-2000), Cordoba 2.0 (2002-2004), Ibiza 1.8 Turbo 20V Cupra (1999-2002), Ibiza 1.8 Turbo FR (2003->), Leon 1.8 20V (1999->), Leon 1.8 Turbo (1999->), Leon 1.8 Turbo 20V (1999->), Leon 1.8 Turbo 20V 4 Syncro (2002-2004), Toledo 1.8 20V (1999-2006), **SKODA**: Fabia 2.0 (1999-2007), Octavia 1.4 TSi (2008->), Octavia 1.8 (1998-1999), Octavia 1.8 20V (1998-1999), Octavia 1.8 Turbo (1997-2006), Octavia 1.8 Turbo 20V RS (2000-2004), Octavia 1.8 Turbo 4x4 (2000-2004), Octavia 1.8 Turbo RS (2003-2004), Octavia 1.9 TDi 4x4 (2000-2006), Octavia 2.0 (1999-2005), Octavia 2.0 4x4 (2000-2005), Octavia 2.0 FSi (2004-2005), Yeti 1.4 TSi (2010->), **VW**: Bora 1.6 (2002-2004), Bora 1.8 (1998-2005), Bora 1.8 4-Motion (1999-2000), Bora 1.8 Turbo (2000-2006), Bora 2.0 (1998-2005), Bora 2.0 4-Motion (2000-2005), Golf III 1.8 Syncro (1994-1997), Golf III 2.0 Syncro (1995-1997), Golf IV 1.8 4-Motion (1998->), Golf IV 2.0 (1998-2006), Golf IV 2.0 BiFuel (2002-2006), Jetta 1.4 TSi (2006->), Jetta 2.0 (2010->), Jetta 2.0 FSi (2005->), New Beetle 1.6 (2000-2003), New Beetle 1.8 Turbo (2001-2005), New Beetle 2.0 (1998-2005), Passat 1.8 (1994-1997), Sharan 1.8 Turbo 20V (1998-2000), Sharan 2.0 (1998-2000), **SUZUKI**: Ignis 1.3 DDiS (2003->), Splash 1.3 CDTi (2008->), Swift 1.3 DDiS (2005), Wagon R+ 1.25 DDiS (2003->), **PEUGEOT**: 307, 206, 207 1.6

Reparo da planetária / Repair for Planetary: **R-0193, R-0194. (*A substituição dos reparos só é possível para as planetárias UNIFAP, não é possível aplicar os mesmos para as planetárias originais.)**

Valeo Equivalente / Replace



UF - 16.114 Tipo / Type:

Equivalente / Replace:

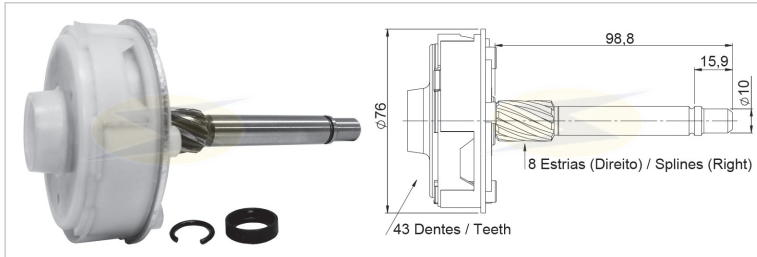
Partida / Starter: **VALEO**: 31419530, ESW20W11, ESW20E26, ESW20E3, **VOLVO**: 30659576

Aplicação / Application: **NISSAN**: Qashqai 1.6 dCi (2011->), Qashqai 1.6 dCi 4x4 (2015->), **OPEL**: Vivaro B 1.6 CDTi (2014->), **RENAULT**: Fluence 1.6 dCi L30 (2014->), Grand Scenic 1.6 dCi (2011->), Kadjar 1.6 dCi (2015->), Megane 1.6 dCi (2011->), Scenic 1.6 dCi (2011->), Talisman 1.6 dCi (2015->), Talisman Grandtour 1.6 dCi (2016->), Trafic 1.6 dCi (2014->), **VAUXHALL**: Vivaro B 1.6 CDTi (2014->), **VOLVO**: S60 2.0 D2/D3/D5/T3/T4 (2015->), S60 2.0 D4 (2013-2015), S60 2.0 T5/T6 (2013->), S60 2.0 T6 (2013->), S80 2.0 D4/T5 (2013->), S80 2.0 Drive-E (2014->), S90 2.0 D3/D4 AWD (2016->), V40 2.0 D2/D3/T2/T3 (2015->), V40 2.0 D4 (2014->), V40 2.0 T4 AWD/T5 (2014->), V60 2.0 D2/D3/D5/T3/T4 (2015->), V60 2.0 D4 (2013-2015), V60 2.0 T5/T6 (2013->), V70 2.0 D2/T4 (2015->), V70 2.0 D4/T5 (2013->),

V90 2.0 D3/D4/D5 AWD (2016->), XC40 2.0 D4 AWD (2017->), XC60 2.0 D3 (2015-2017), XC60 2.0 D4 (2013-2017), XC60 2.0 T5/T6 (2013->), XC70 2.0 D4/T5 (2013->), XC90 2.0 D4 (2015->), XC90 2.0 D5 AWD (2014->)

Reparo da planetária / Repair for Planetary: **R-0178**

Valeo *Equivalente / Replace*



UF - 16.115 Tipo / Type:



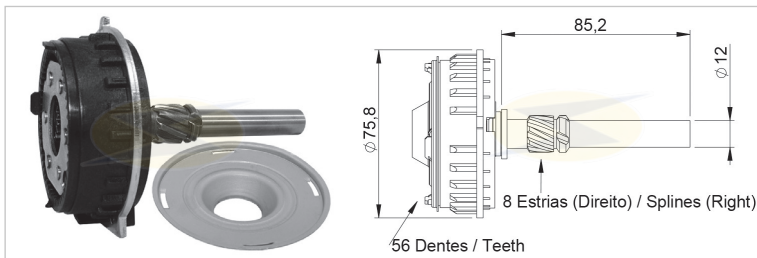
Equivalente / Replace:

Partida / Starter: **VALEO**: RSW22A12

Aplicação / Application: **BMW**: 320 2.0 i (2018-2022)

Reparo da planetária / Repair for Planetary: **R-0202**

Valeo *Equivalente / Replace*



UF - 16.116 Tipo / Type:



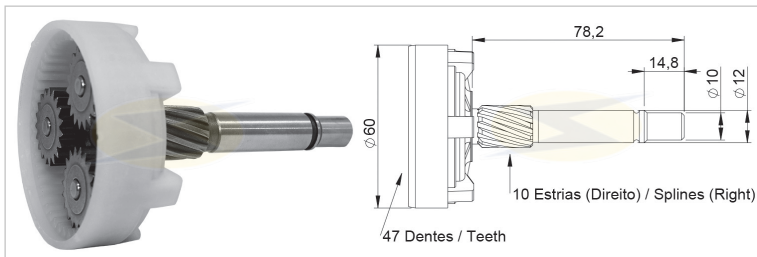
Equivalente / Replace: **HYUNDAI**: 361554A010

Partida / Starter: **VALEO**: 1250128, **HYUNDAI / KIA**: 361004A020, 361004A010, **VALEO**: 600077, **MANDO**: A0001250825

Aplicação / Application: **HYUNDAI**: H-1 2.5 CRDi (2002-2011), H-1 2.5 CRDi Starex (2002->), H-1 2.5 CRDi Starex 4WD (2002->), Porter 2.5 CRDi (2003-2004), Satellite 2.5 CRDi (2008-2011), Starex 2.5 CRDi (2002->), **KIA**: Sorento 2.5 CRDi V6 (2002->)

Reparo da planetária / Repair for Planetary: **R-0114, R-0208**

Valeo *Equivalente / Replace*



UF - 16.117 Tipo / Type:



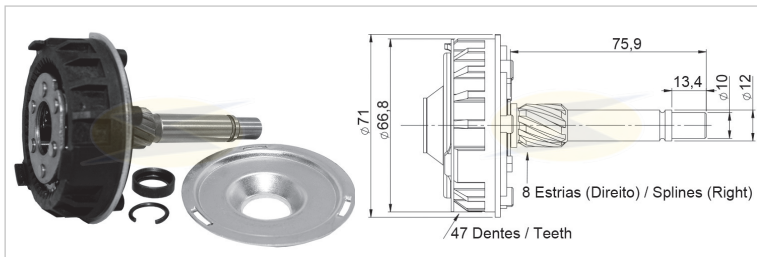
Equivalente / Replace:

Partida / Starter: **VALEO**: TS12E10

Aplicação / Application: **FORD**: New Fiesta 1.4/1.6, Ecosport, Focus 1.4/1.6

Reparo da planetária / Repair for Planetary: **R-0193, R-0194**

Valeo *Equivalente / Replace*



UF - 16.118 Tipo / Type:



Equivalente / Replace:

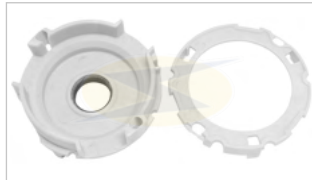
Partida / Starter: **VALEO**: 438318, 438329, 458744, 458768, RSM14-10, TS1857, **VOLVO**: 31407197, 31419543, 36003124, 36010074.

Aplicação / Application: **VOLVO**: S60 2.0 T5 (2013-2018), S60 1.5 T2 (2015-2018), S60 2.0 Polestar AWD (2015-2018), S60 2.0 T3 (2015-2018), S60 2.0 T4 (2019-), S60 2.0 T6 (2013-2018), S60 2.0 T6 AWD (2015-2018), S90 2.0 2.0 (2016-2017), S90 2.0 T6 AWD (2016-2017), V40 1.5 T2 (2015-2019), V40 2.0 T2 (2015-2019), V40 2.0 T4 AWD (2014-2019), V40 2.5 T5 AWD (2012-2016), V60 1.5 T2 (2015-2017), V60 2.0 Polestar AWD (2015-2018), V60 2.0 T5 (2013-2018), V60 2.0 T5 AWD (2016-2018), V60 2.0 T5 Polestar AWD (2019->), V60 2.0 T6 (2013-2018), V60 2.0 T6 AWD (2018->), V70 2.0 T4 (2015-2016), V90 2.0 B6 Mild-Hybrid AWD (2020->), V90 2.0 T5 (2016->), V90 2.0 T5 AWD (2016-2018), V90

2.0 T6 AWD (2016-2017), V90 2.0 T6 Polestar AWD (2017->), V90 2.0 T8 Plug-in-Hybrid AWD (2016-2018), XC40 2.0 T4 (2017-2021), XC60 2.0 T4 (2013-2018), XC60 2.0 T5 AWD (2017-2018), XC60 2.0 T6 (2013-2017), XC90 2.0 T5 AWD (2014-2018), XC90 2.0 T8 Hybrid AWD (2015-2018).

Reparo da planetária / Repair for Planetary: **R-0218**

Bosch Equivalente / Replace



R - 0055 Equivalente / Replace:




Motor de Partida / Starter: 0 001 107 037, 0 001 107 048, 0 001 108 157, 0 001 108 169

Aplicação / Application: MERCEDES BENZ, BMW

Aplicação / Application: UF-11.058, UF- 11.125, UF-11.145

Bosch Equivalente / Replace



R - 0056 Equivalente / Replace:



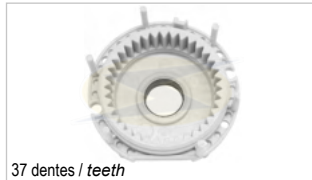
Motor de Partida / Starter: 0 001 107 007, 0 001 107 009, 0 001 107 015, 0 001 107 020, 0 001 108 026, 0 001 108 048, 0 001 108 136, 0 001 108 146, 0 001 108 154, 0 001 108 159, 0 001 109 040, 9 000 081 001, 9 000 081 005, 9 000 081 006, 9 000 081 007, 9 000 081 008, F 000 AL0100, F 005 M00 012, F 005 M00 014, 0 001 107 013, F 000 AL0 110

37 dentes / teeth

Aplicação / Application: Para motores partida Bosch - DW

Aplicação / Application: UF- 11.010, UF- 11.015, UF- 11.018, UF- 11.019, UF- 11.037, UF- 11.128, UF- 11.181, UF- 11.195, UF- 11.201

Bosch Equivalente / Replace



37 dentes / teeth

R - 0057 Equivalente / Replace:

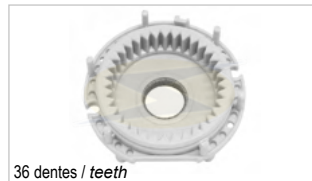


Motor de Partida / Starter: 1 005 821 307, 0 001 108 013, 0 001 108 021, 0 001 108 022, 0 001 108 023, 0 001 108 026, 0 001 108 027, 0 001 108 030, 0 001 108 031, 0 001 108 032, 0 001 108 035, 0 001 108 037, 0 001 108 038, 0 001 108 040, 0 001 108 045, 0 001 108 046, 0 001 108 048, 0 001 108 051, 0 001 108 052, 0 001 108 053, 0 001 108 056, 0 001 108 061, 0 001 108 066, 0 001 108 068, 0 001 108 069, 0 001 108 070, 0 001 108 072, 0 001 108 073, 0 001 108 076, 0 001 108 077, 0 001 108 081, 0 001 108 084, 0 001 108 091, 0 001 108 092, 0 001 108 093, 0 001 108 094, 0 001 108 095, 0 001 108 103, 0 001 108 104, 0 001 108 105, 0 001 108 135, 0 001 108 137, 0 001 108 144, 0 001 108 151, 0 001 108 154, 0 001 108 159, 0 001 109 040

Aplicação / Application: ALFA, AUDI, CHRYSLER, FIAT, JEEP, LAND ROVER, VOLKSWAGEN.

Aplicação / Application: UF-11.307

Bosch Equivalente / Replace



36 dentes / teeth

R - 0058 Equivalente / Replace:



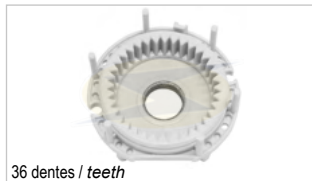
Motor de Partida / Starter: 1 006 200 161, 0 001 107 056, 0 001 107 100, 0 001 107 101, 0 001 107 108, 0 001 107 075, F 000 AL0 106, F 000 AL0 101, F 000 AL0 104, 0 001 107 079, 0 001 107 088, F 000 AL0 158, F 000 AL0 121, F 000 AL0 127, 0 001 106 017, 0 001 106 023, 0 001 106 012, 0 001 106 022, RENAULT: 7700115294, MERCEDES BENZ: 0051511101, 0051514701, A0051511101,

A0051514701, TOYOTA: 248100D100, 281000D2080, 281000D100, 2810016230

Aplicação / Application: ALFA ROMEO, AUDI, LANCIA, OPEL, PEUGEOT, VOLVO, SEAT, VAUXHALL, VOLKSWAGEN, CHEVROLET-GM: Vectra 2.0 / 2.2 16V, RENAULT: Laguna 2.0 16v, Clio 2.0, Espace , Megane 1.8 / 2.0, Senic 1.8 / 2.0, Twingo, Kangoo, CITROEN: Xsara Picasso 2.0 - 16v, TOYOTA: Corolla 1.8i 16V (08.1998-06.2002), FIAT: Tipo 1.6i.e

Aplicação / Application: UF-11.123, UF-11.153, UF-11.161, UF-11.204

Bosch Equivalente / Replace



36 dentes / teeth

R - 0060 Equivalente / Replace:

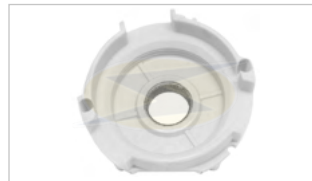


Motor de Partida / Starter: 2 337 1F4 029, 9 008 046 015

Aplicação / Application: NISSAN

Aplicação / Application: UF- 11.029

Bosch Equivalente / Replace



R - 0061 Equivalente / Replace:

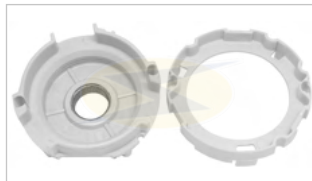


1 006 200 098, **Motor de Partida / Starter:** 0 001 107 403, 0 001 108 115, 0 001 108 123, 0 001 108 124, 0 001 108 134, 0 001 108 160, 0 001 108 995

Aplicação / Application: MERCEDES-BENZ, CHRYSLER

Aplicação / Application: UF-11.047, UF- 11.059, UF-11.104, UF- 11.132

Bosch Equivalente / Replace



R - 0062 Equivalente / Replace:

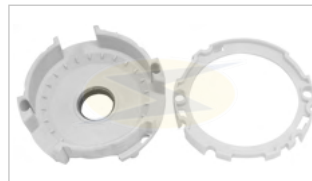


Motor de Partida / Starter: 1 006 200 104, 0 001 107 048, 0 001 108 064, 0 001 108 080, 0 001 108 088, 0 001 108 101, 0 001 108 102, 0 001 108 113, 0 001 108 115, 0 001 108 121, 0 001 108 143

Aplicação / Application: MERCEDES-BENZ, BMW, CHEVROLET-GM, OPEL, VOLVO, AUDI, FIAT, FORD, RENAULT

Aplicação / Application: UF-11.047, UF-11.104

Bosch Equivalente / Replace



R - 0075 Equivalente / Replace:



1 006 200 099, F 000 AL1 974, 1 006 200 218, 1 006 200 220, 1 006 200 122, 2 235 0, 1 006 200 143, F 000 AL2 625, 1 006 200 154


Motor de Partida / Starter: 0 001 110 112, F 000 AL0 111, 0 001 109 300, 0 001 109 301, F 004 A94 008, F 004 A94 011, 0 001 125 042, 0 001 123 001, 0 001 124 015, 0 001 125 025, 0 986 022 470, F 000 AL0 130, F 002 G20 524, F 000 AL0

152, F 000 AL0 150, 0 001 109 014, 0 001 109 018, 0 001 109 026, 0 001 109 036, 0 001 109 048, 0 001 109 204, 0 001 109 264, 0 001 109 267, 0 001 109 268, 0 001 109 269, 0 001 109 270, 0 001 109 340, 0 001 109 341

Aplicação / Application: CITROEN: Jumper 2.8 Hdi, Jumper 2.8 4x4, FIAT: Linea, Brava, Bravo, Cromia, Doblo, Marea, Marengo, Multipla, Punto, Stilo, Strada, 500, Scudo, Ulysse, Fiorino, Palio, Ducato 2.3 Jtd, Ducato 2.8 Diesel, Ducato 2.8 Diesel 4x4, Ducato 2.8 Jtd, Ducato 2.8 Jtd 4x4, PEUGEOT: Boxer 2.8 Hdi, Boxer 2.8 Hdi 4x4, FORD: C-Max, Focus, Galaxy, Mondeo, S-Max, Cargo 8t / 11t / 13t / 15t / 24t / 26t / C 7t / C 8t / C 9t / C 12t / C 13t / C 14t / C 15t / C 16t / C 17t C 24t, F-50, TOYOTA: Hilux / Sw4 D4d 2.5 / 2.8 / 3.0 Diesel (2006-→), Hilux D4d , Sw4 D4d, Yaris D4d, Yaris Verso D4d, Corolla D4d, Corolla Verso4d, Avensis D4d, Avensis Verso D4d, Rav4 D4d, Landcruiser D4d, Previa D4d. SEAT: Alhambra/ Cordoba 1.9 Tdi (97→01), VOLKSWAGEN: Golf 1.9 Tdi (97→01), PORSCHE: Boxster (96→04) 2.5 / 2.7 / 3.2, 911 Carrera / Carrera 3.6, 912, 996, 997, GT3, Cayenne 2002, MERCEDES BENZ: Sprinter 515 CDI, LOMBARDINI, CHEVROLET, MAYBACH, SSANGYONG, OPEL, BMW, LAND ROVER, LDV, LTI, VM: Motores Diesel, GAZ, RUGGERRINI, VOLVO, HYUNDAI, LANCIA, SUZUKI, TALBOT, ALFA ROMEO,

Aplicação / Application: UF-11.099, UF-11.111, UF-11.122, UF-11.143, UF-11.159, UF-11.218, UF-11.220, UF-11.469, UF-11.625

Bosch Equivalente / Replace



38 dentes / teeth

R - 0076 Equivalente / Replace:



1 006 200 143, 1 006 200 154, **Motor de Partida / Starter:** 0 001 110 112, 0 001 123 001, 0 001 124 015, 0 001 125 025, 0 986 022 470, F 002 G20 524, 0 001 109 014, 0 001 109 018, 0 001 109 026, 0 001 109 036, 0 001 109 048, 0 001 109 204, 0 001 109 264, 0 001 109 267, 0 001 109 268, 0 001 109 269, 0 001 109 270, 0 001 109 340, 0 001 109 341

Aplicação / Application: PORSCHE: Boxster (96→04) 2.5 / 2.7 / 3.2, 911 Carrera / Carrera 3.6, 912, 996, 997, GT3, Cayenne 2002, SSANGYONG: Musso 3.2i, MERCEDES-BENZ: 140-Serie 300 SE, SL-Klasse [129] SL 320, E-Klasse [210] E 320, E-Klasse [124] T-Modell E 320 T / E 280 T, C-Klasse [202] C 36 AMG / C 280, 140-Serie 300 SE, MAHINDRA: Scorpio Pick-up 2.6 CRDe, Scorpio SUV 2.6 CRDe, LOMBARDINI, CHEVROLET, MAYBACH, FIAT: Linea, Brava, Bravo, Cromia, Doblo, Marea, Marengo, Multipla, Punto, Stilo, Strada, 500, Ducato, Scudo, Ulysse, Fiorino, Palio, OPEL, BMW, LAND ROVER, LDV, LTI, VM: Motores Diesel, GAZ, RUGGERRINI, FORD: C-Max, Focus, Galaxy, Mondeo, S-Max, VOLVO, CITROEN, HYUNDAI, LANCIA, PEUGEOT, SUZUKI, TALBOT, ALFA ROMEO,

Aplicação / Application: UF-11.099, UF-11.143

Bosch Equivalente / Replace



38 dentes / teeth

R - 0077 Equivalente / Replace: 1.006 200 218

Motor de Partida / Starter: 0 001 109 300, 0 001 109 301

Aplicação / Application: CITROEN: Jumper 2.8 Hdi, Jumper 2.8 4x4, FIAT: Ducato 2.3 Jtd, Ducato 2.8 Diesel, Ducato 2.8 Diesel 4x4, Ducato 2.8 Jtd, Ducato 2.8 Jtd 4x4, PEUGEOT: Boxer 2.8 Hdi, Boxer 2.8 Hdi 4x4

Aplicação / Application: UF-11.218

Bosch Equivalente / Replace

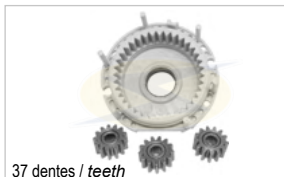


125 051, 0 001 125 052, 0 001 124 011, 0 001 124 012, 0 001 125 039, 0 001 125 040, 0 001 125 501, 0 001 125 502, F 000 AL0 152, F 000 AL0 150, 0 001 109 014, 0 001 109 018, 0 001 109 026, 0 001 109 036, 0 001 109 048, 0 001 109 204, 0 001 109 264, 0 001 109 267, 0 001 109 268, 0 001 109 269, 0 001 109 270, 0 001 109 340, 0 001 109 341

Aplicação / Application: AUDI: A2/A3/S3 1.9 Tdi, SEAT: Arosc 1.7sdi, Lupo 1.7 Sdi, Polo 1.7/ 1.9d Sdi, Lt 2.5 Td (99→), Lt 2.5 Td 4x4 (85→01), Alhambra, Cordoba, Ibiza Ii, Leon, Toledo 1.7d / 1.9d / Td / Tdi / Sdi / V5, VOLKSWAGEN: Bora, Candyi, Cabrio, Corrado, Eurovan, Golf, Jetta, New Beetle, Passat, Polo, Sharan Motores 1.4/ 1.5d / 1.6d / 1.8gti / 1.9 Sdi / Tdi / V5 / V6 / 2.8 Vr6 / 2.9 Vr6, Transporter 1.2 / 1.5 / 1.6 / 1.9td / 2.4d, 2.5 / 2.5 Syncro / Tdi / 2.8 Vr6, Vento 1.9d / Sdi / Td / Tdi / Vr6, SKODA: Fabia, Octavia 1.4tdi / 1.9 Sdi / Tdi, Tdi, FORD: C-Max, Focus, Mondeo, S-Max, Galaxy 1.9 / 2.0 / 2.3 / 2.8 Tdi / Vr6, Cargot 8t / 11t / 13t / 15t / 24t / 26t / C 7t / C 8t / C 9t / C 12t / C 13t / C 14t / C 15t / C 16t / C 17t / C 24t, MERCEDES BENZ: V280, Sprinter 515 CDI, LOMBARDINI, CHEVROLET, MAYBACH, SSANGYONG, FIAT: Linea, Brava, Bravo, Cromia, Doblo, Marea, Marengo, Multipla, Punto, Stilo, Strada, 500, Ducato, Scudo, Ulysse, Fiorino, Palio, OPEL, BMW, LAND ROVER, LDV, LTI, VM: Motores Diesel, GAZ, RUGGERRINI, VOLVO, CITROEN, HYUNDAI, LANCIA, PEUGEOT, SUZUKI, TALBOT, ALFA ROMEO

Aplicação / Application: UF-11.099, UF-11.111, UF-11.117, UF-11.118, UF-11.122, UF-11.126, UF-11.143, UF-11.159, UF-11.218, UF-11.220, UF-11.625

Bosch Equivalente / Replace



37 dentes / teeth

R - 0081 Equivalente / Replace: 1.005 821 307


Motor de Partida / Starter: 0 001 107 003, 0 001 108 013, 0 001 108 021, 0 001 108 022, 0 001 108 023, 0 001 108 026, 0 001 108 027, 0 001 108 030, 0 001 108 031, 0 001 108 032, 0 001 108 035, 0 001 108 037, 0 001 108 038, 0 001 108 040, 0 001 108 045, 0 001 108 046, 0 001 108 051, 0 001 108 052, 0 001 108 053, 0 001 108 056, 0 001 108 061, 0 001 108 066, 0 001 108 068, 0 001 108 069,

0 001 108 070, 0 001 108 072, 0 001 108 073, 0 001 108 076, 0 001 108 077, 0 001 108 081, 0 001 108 084, 0 001 108 091, 0 001 108 092, 0 001 108 093, 0 001 108 094, 0 001 108 095, 0 001 108 103, 0 001 108 104, 0 001 108 105, 0 001 108 135, 0 001 108 137, 0 001 108 144, 0 001 108 151, 0 001 108 154, 0 001 108 159, 0 001 109 040

Aplicação / Application: ALFA, AUDI, CHRYSLER, FIAT, JEEP, ROVER, VOLKSWAGEN

Aplicação / Application: UF-11.307

Bosch Equivalente / Replace



36 dentes / teeth


R - 0085 Equivalente / Replace: 2.337 1F4 029

Motor de Partida / Starter: 9 008 046 015

Aplicação / Application: NISSAN

Aplicação / Application: UF-11.029

Bosch Equivalente / Replace



37 dentes / teeth


R - 0087 Equivalente / Replace: 1.006 200 104

Motor de Partida / Starter: 0 001 107 048, 0 001 108 064, 0 001 108 080, 0 001 108 088, 0 001 108 101, 0 001 108 102, 0 001 108 113, 0 001 108 121, 0 001 108 143

Aplicação / Application: MERCEDES-BENZ, BMW, CHEVROLET-GM, OPEL, VOLVO, AUDI, FIAT, FORD, RENAULT

Aplicação / Application: UF-11.104

Bosch Equivalente / Replace



37 dentes / teeth

R - 0078 Equivalente / Replace: 1.006 200 220,

F 000 AL1 974, F 000 AL2 625

Motor de Partida / Starter: F 004 A94 008, F 004 A94 011, F 000 AL0 111, F 000 AL0 130, F 000 AL0 152, F 000 AL0 150

Aplicação / Application: TOYOTA: Hilux D4d, Sw4 D4d, Hilux / Sw4 D4d 2.5/ 2.8/ 3.0 Diesel (2006→), Yaris D4d, Yaris Verso D4d, Corolla D4d, Corolla Verso D4d, Avensis D4d,

Avensis Verso D4d, Rav4 D4d, Land Cruiser D4d, Previa D4d, FORD: F-250, Cargo 8t / 11t / 13t / 15t / 24t / 26t / C 7t / C 8t / C 9t / C 12t / C 13t / C 14t / C 15t / C 16t / C 17t / C 24t, MERCEDES BENZ: Sprinter 515 CDI - **Aplicação / Application:** UF-11.111, UF-11.159, UF-11.220, UF-11.625

Bosch Equivalente / Replace



37 dentes / teeth

R - 0080 Equivalente / Replace:

Motor de Partida / Starter: 0 001 107 007, 0

0 001 107 009, 0 001 107 015, 0 001 107 020, 0 001 107 022, 0 001 107 023, 0 001 108 026, 0 001 108 048,

0 001 108 136, 0 001 108 146, 0 001 108 154, 0 001 108 159,

0 001109 040, 9 000 081 001, 9 000 081 005, 9 000 081 006,


9 000 081 007, 9 000 081 008, F 000 AL0 100, F 005 M00

012, F 005 M00 014, 0 001 107 013, F 000 AL0 110

Aplicação / Application: Para motores partida Bosch - DW

Aplicação / Application: UF-11.010, UF-11.015, UF-11.018, UF-11.019, UF-11.037, UF-11.128, UF-11.181, UF-11.195, UF-11.201

Bosch Equivalente / Replace



36 dentes / teeth

R - 0083 Equivalente / Replace: 1.006 200 161

Motor de Partida / Starter: F 000 AL0 118, 0

0 001 107 056, 0 001 107 100, 0 001 107 101,

0 001 107 108, 0 001 107 075, F 000 AL0 101, F 000 AL0

104, 0 001 107 079, 0 001 107 088, F 000 AL0 158, F 000

AL0 121, F 000 AL0 127, 0 001 106 017, 0 001 106 023, 0

0 001 106 012, 0 001 106 022, RENAULT: 7700115294, MER-

CEDES BENZ: 0051511101, 0051514701, A0051511101,

A0051514701, TOYOTA: 248100D100, 2810002080, 281000D100, 2810016230

Aplicação / Application: ALFA ROMEO, AUDI, LANCIA, OPEL, PEUGEOT, VOLVO, SEAT, VAUXHALL, VOLKSWAGEN, CHEVROLET-GM: Vectra 2.0 / 2.2 16V, RENAULT: Laguna 2.0 1 16v, Clio 2.0, Espace, Megane 1.8 / 2.0, Senic 1.8 / 2.0, Twingo, Kangoo, CITROEN: Xsara Picasso 2.0 - 16v, TOYOTA: Corolla 1.8i 16V (08.1998-06.2002), FIAT: Tipo 1.6i.e

Aplicação / Application: UF-11.161

Bosch Equivalente / Replace



37 dentes / teeth

R - 0086 Equivalente / Replace: 1.006 200 059,

1.006 200 098

Motor de Partida / Starter: 0 001 107 403, 0

0 001 108 123, 0 001 108 124, 0 001 108 134, 0 001 108 160,

0 001 108 995

Aplicação / Application: MERCEDES-BENZ: C 180 /


Tmodell / 200 / 220 / 230, Clk 230 K.P, E 230, MI 230 SIK230

K.R, 124-200e, CHRYSLER: Dodge Dakota 2.5 D, Grand

Caravan 2.5, Voyager 2.5 / 3.3 / 3.6

Aplicação / Application: UF-11.059

Bosch Equivalente / Replace



36 dentes / teeth

R - 0090 Equivalente / Replace:

Motor de Partida / Starter: 0 001 107 037,


0 001 107 048,

0 001 108 157, 0 001 108 169

Aplicação / Application: MERCEDES-BENZ, BMW

Aplicação / Application: UF- 11.125, UF- 11.145

Bosch Equivalente / Replace



37 dentes / teeth

R - 0094 Equivalente / Replace:

Motor de Partida / Starter: 0 001 107 045
Aplicação / Application: **OPEL:** Calibra 2.0i 16v - 09/93> 08/96, Astra 2.0i, 01/95 >02/98, **CHEVROLET-GM:** Astra, Astra Sedan 2.0i 16v - 02/99>07/01, Vectra 2.0 16v 04/96 > 11/97, Zafira 2.0 Sfi 16v 04/01>
Aplicação / Application: **UF-11.058**

Bosch Equivalente / Replace




Aplicação / Application: **UF-11.003, UF-11.063, UF-11.090**

R - 0106 Equivalente / Replace: 6 033 AD0 053,

033 AC0 252, 6 033 AD0 090, 6 033 AD0 108
Motor de Partida / Starter: 001 223 001, 0 001 223 009, 0 001 223 010, 0 001 223 013, 0 001 223 505
Aplicação / Application: **FIAT:** Ducato 10 2.8 Td / Td Egr (97→02), **FORD:** F-250 6cc Mwm 6.07 Tca (99→), F-250 4cc Cummins 4bta (98→), F-400, **IVECO:** Daily 12 8140 (97→), **PEUGEOT:** Jumper

Bosch Equivalente / Replace




38 dentes / teeth

125 051, 0 001 125 052, 0 001 124 011, 0 001 124 012, 0 001 125 039, 0 001 125 040, 0 001 125 501, 0 001 125 502

Aplicação / Application: **AUDI:** A2/A3/S3 1.9 Tdi, **SEAT:** Arosa 1.7sdi, Lupo 1.7 Sdi, Polo 1.7i 1.9d Sdi Lt 2.5 Td (99→), Lt 2.5 Td 4x4 (85→01), Alhambra, Cordoba, Ibiza Ii, Leon, Toledo 1.7d/ 1.9d/ Td/ Tdi/ Sdi/ V5, **VOLKSWAGEN:** Bora, Candyii, Cabrio, Corrado, Eurovan, Golf, Jetta, New Beetle, Passat, Polo, Sharan Motores 1.4/ 1.5d/1.6d/1.8gti/ 1.9 Sdi/Tdi / V5/ V6 / 2.8 Vr6 / 2.9 Vr6. Transporter 1.2/ 1.5 / 1.6/1.9td / 2.4, 2.5/ 2.5 Syncro / Tdi / 2.8 Vr6, Vento 1.9d/ Sdi/ Td/ Tdi/ Vr6, **SKODA:** Fabia, Octavia 1.4tdi/ 1.9 Sdi/Tdi, Tdi, **FORD:** Galaxy 1.9 / 2.0 / 2.3 / 2.8 Tdi / Vr6, **MB:** V280

Aplicação / Application: **UF-11.117, UF-11.118, UF-11.126**

Bosch Equivalente / Replace




42 dentes / teeth

Aplicação / Application: **CHEVROLET-GM:** Blazer 2.5 Diesel (Motor 4a) (08/97→), Astra, Blazer, S10, Vectra - li(Sohc) 1.8/2.0/2.2- 8v (→03/01), **OPEL:** Frontera 2.3 Td (Motor 23 Dtr Turbo), Omega 2.3 Td (Motor 23 Dtr) (09/88→03/94), (Motor 23ydt) (09/86→08/88), **FIAT:** Ducato 10 2.5 D (Motor 8140.67) (03/94→03/98) E Td Egr (Motor 8140.47) (03/94→03/98), **MBB:** Classe S600 Sec V12 / S 600 (Motor 120- 982) (09/96→08/99), 600 Sel (Motor 120.980) (04/91→05/93), S600 (Motor 120.980) (06/93→09/95). Série Mb 100d (Motor Om 616.963) (09/91→01/96), Mb 180d (Motor 616) (04/94→), 310d Sprinter (Motor Om014a) (1996→), 312d (Motor Om014a) (08/99→), 412d (Motor Om014a) (10/99→), **LAND ROVER:** Defender 2.5 Turbo Diesel (Motor Geminicidi 23i) (08/90→12/01), (Motor Maxion Hs4tcc) (08/98→), Discovery 2.5 Tdi (Motor 12i / 21i) (09/89→09/94), (Motor 19i) (10/93→12/98), Range Rover I 2.5 Tdi Classic (Motor 14i) (10/92→09/94), (Motor 300 Tdi (10/94→04/96), Range Rover li 2.5 Dt /Dse (Motor M51- D25) (09/94→09/02), **IVECO:** Daily 10 (Motor 8140) (11/97→), **DODGE:** Dakota 2.5d (Motor Magnum 2.5 L-4) (10/98→), **FORD:** F-1000 (10/95→), F-1000 Hsd (10/95→), **RENAULT:** Jumper, **SSANGYONG:** Musso 2.9 Diesel (Motor Om 662 D29) (07/93→), **VOLKSWAGEN:** Transporter 2.4d, Syncro (90→94)

Aplicação / Application: **UF-11.067, UF-11.073, UF-11.590**

Bosch Equivalente / Replace



42 dentes / teeth

R - 0105 Equivalente / Replace: 1 006 200 122,

2 235 0
Motor de Partida / Starter: 0 001 125 042
Aplicação / Application: **SEAT:** Alhambra / Cordoba 1.9 Tdi (97→01), **VOLKSWAGEN:** Golf 1.9 Tdi (97→01)
Aplicação / Application: **UF-11.122**

Bosch Equivalente / Replace



40 dentes / teeth

Aplicação / Application: **UF-11.003, UF-11.063, UF-11.090**

R - 0107 Equivalente / Replace: 6 033 AD0 053,

033 AC0 252, 6 033 AD0 090, 6 033 AD0 108
Motor de Partida / Starter: 001 223 001, 0 001 223 009, 0 001 223 010, 0 001 223 013, 0 001 223 505
Aplicação / Application: **FIAT:** Ducato 10 2.8 Td / Td Egr (97→02), **FORD:** F-250 6cc Mwm 6.07 Tca (99→), F-250 4cc Cummins 4bta (98→), F-400, **IVECO:** Daily 12 8140 (97→), **PEUGEOT:** Jumper

Bosch Equivalente / Replace



Aplicação / Application: **CHEVROLET-GM:** Blazer 2.5 Diesel (Motor 4a) (08/97→), Astra, Blazer, S10, Vectra - li(Sohc) 1.8/2.0/2.2- 8v (→03/01), **OPEL:** Frontera 2.3 Td (Motor 23 Dtr Turbo), Omega 2.3 Td (Motor 23 Dtr) (09/88→03/94), (Motor 23ydt) (09/86→08/88), **FIAT:** Ducato 10 2.5 D (Motor 8140.67) (03/94→03/98) E Td Egr (Motor 8140.47) (03/94→03/98), **MBB:** Classe S600 Sec V12 / S 600 (Motor 120- 982) (09/96→08/99), 600 Sel (Motor 120.980) (04/91→05/93), S600 (Motor 120.980) (06/93→09/95), Série Mb 100d (Motor Om 616.963) (09/91→01/96), Mb 180d (Motor 616) (04/94→), 310d Sprinter (Motor Om014a) (1996→), 312d (Motor Om014a) (08/99→), 412d (Motor Om014a) (10/99→), **LAND ROVER:** Defender 2.5 Turbo Diesel (Motor Geminicidi 23i) (08/90→12/01), (Motor Maxion Hs4tcc) (08/98→), Discovery 2.5 Tdi (Motor 12i / 21i) (09/89→09/94), (Motor 19i) (10/93→12/98), Range Rover I 2.5 Tdi Classic (Motor 14i) (10/92→09/94), (Motor 300 Tdi (10/94→04/96), Range Rover li 2.5 Dt /Dse (Motor M51- D25) (09/94→09/02), **IVECO:** Daily 10 (Motor 8140) (11/97→), **DODGE:** Dakota 2.5d (Motor Magnum 2.5 L-4) (10/98→), **FORD:** F-1000 (10/95→), F-1000 Hsd (10/95→), **RENAULT:** Jumper, **SSANGYONG:** Musso 2.9 Diesel (Motor Om 662 D29) (07/93→), **VOLKSWAGEN:** Transporter 2.4d, Syncro (90→94)

Aplicação / Application: **UF- 11.056, UF-11.067, UF-11.073, UF-11.138, UF-11.590**

Bosch Equivalente / Replace



42 dentes / teeth

Aplicação / Application: **UF-11.056, UF-11.138**

R - 0112 Equivalente / Replace: 9 002 338 850

Motor de Partida / Starter: 0 001 218 108, 0 001 218 137, 0 001 218 165, 0 001 218 722, 9 000 331 419
Aplicação / Application: **MBB:** Classe S600 Sec V12 / S 600 (Motor 120-982) (09/1996→08/1999), 600 Sel (Motor 120.980) (04/1991→05/1993), S600 (Motor 120.980) (06/1993→09/1995), Série, Mb 100d (Motor Om 616.963) (09/1991→01/1996), Mb 180d (Motor 616) (04/1994→), **SSANGYONG:** Musso 2.9 Diesel (Motor Om 662 D29) (07/1993→)

Bosch Equivalente / Replace



40 dentes / teeth


Aplicação / Application: **UF-11.358**

R - 0116 Equivalente / Replace:

Motor de Partida / Starter: 0 001 121 440
Aplicação / Application: **FIAT:** Bravo 1.8 E- -Torq 1.6 / 1.8, Doblo 1.8 / Adventure Locker 1.8, Grand Siena 1.6 Flex / 1.6 Flex Dualogic, Idea 1.4 Flex / 1.6 16V Flex / 1.8 16V Flex / Adventure 1.8 16V Flex, Palio (Fase IV) 1.6 16V Flex / (Fase IV) 1.6 16V Flex Dualogic / 1.6 MPI 16V Flex / Adventure 1.8 16V Flex / Weekend 1.6 Flex / Adventure (Fase IV) 1.8 Flex / Weekend 1.6 Flex, Punto 1.4 Flex / 1.6 16V Flex / 1.8 16V Flex, Siena 1.6 MPI 16V Flex, Strada 1.8 MPI 16V Flex / Adventure Locker 1.8 MPI 16V Flex / 1.6 Flex / Adventure 1.8 Flex

Bosch Equivalente / Replace

R - 0117 Equivalente / Replace:



40 dentes / teeth


Motor de Partida / Starter: 0 001 121 440
Aplicação / Application: **FIAT:** Bravo 1.8 E-
-Torq 1.6 / 1.8, Doblo 1.8 / Adventure Locker 1.8, Grand Siena 1.6 Flex / 1.6 Flex Dualogic, Idea 1.4 Flex / 1.6 16V Flex / 1.8 16V Flex / Adventure 1.8 16V Flex, Palio (Fase IV) 1.6 16V Flex / (Fase IV) 1.6 16V Flex Dualogic / 1.6 MPI 16V Flex / Adventure 1.8 16V Flex / Weekend 1.6 Flex

/ Adventure (Fase IV) 1.8 Flex / Weekend 1.6 Flex, Punto 1.4 Flex / 1.6 16V Flex / 1.8 16V Flex, Siena 1.6 MPI 16V Flex, Strada 1.8 MPI 16V Flex / Adventure Locker 1.8 MPI 16V Flex / 1.6 Flex / Adventure 1.8 Flex

Aplicação / Application: **UF-11.358**

Bosch Equivalente / Replace

R - 0119 Equivalente / Replace:



37 dentes / teeth


Motor de Partida / Starter: F 000 AL0 901, F 000 AL0 903

Aplicação / Application: **MERCEDES-BENZ:** Sprinter 311 CDI / 415 CDI / 515 CDI, **BMW:** 325

Aplicação / Application: **UF-11.369, UF-11.493, UF-11.956**

Bosch Equivalente / Replace

R - 0121 Equivalente / Replace:



42 dentes / teeth


Motor de Partida / Starter: 9 000 331 406, 0 001 218 116, 0 001 218 117, 0 001 218 011, 0 001 218 122, 0 001 218 159, 0 001 218 168, 0 001 218 171, 0 001 218 174, 0 001 218 177, 9 000 331 432, 9 000 331 433

Aplicação / Application: **GM, FORD, FIAT, IVECO, LAND ROVER, CHRYSLER, MERCEDES-BENZ**

Aplicação / Application: **UF-11.067, UF-11.073, UF-11.590**

Bosch Equivalente / Replace

R - 0123 Equivalente / Replace:




Aplicação / Application: **CHEVROLET:** Blazer 2.5 Diesel (Motor 4a) (08/97-), Astra, S10, Vectra - li(Soh) 1.8i.0i.2-8v (-03/01), **OPEL:** Frontera 2.3 Td (Motor 23 Dtr Turbo), Omega 2.3 Td (Motor 23 Dtr) (09/88-03/94) / (Motor 23ydt) (09/86-08/88), **FIAT:** Ducato 10 2.5 D (Motor 8140.67) (03/94-03/98) / Td Egr (Motor 8140.47) (03/94-03/98), **MERCEDES-BENZ:** Classe S600 Sec V12 / S 600 (Motor 120- 982) (09/96-08/99), 600 Sel (Motor 120.980) (04/91-05/93), S600 (Motor 120.980) (06/93-09/95), Série Mb 100d (Motor Om 616.963) (09/91-01/96), Mb 180d (Motor 616) (04/94-), 310d Sprinter (Motor Om014a) (1996-), 312d (Motor Om014a) (08/99-), 412d (Motor Om014a) (10/99-), **LAND ROVER:** Defender 2.5 Turbo Diesel (Motor Geminicidi 231) (08/90-12/01) / (Motor Maxion Hst4cc) (08/98-), Discovery 2.5 Tdi (Motor 121 / 211) (09/89-09/94) / (Motor 191) (10/93-12/98), Range Rover l 2.5 Tdi Classic (Motor 141) (10/92-09/94) / (Motor 300 Tdi (10/94-04/96), Range Rover li 2.5 Dt / Dse (Motor M51- D25) (09/94-09/02), **IVECO:** Daily 10 (Motor 8140) (11/97-), **DODGE:** Dakota 2.5d (Motor Magnum 2.5 L-4) (10/98-), **FORD:** F-1000 10.1995-, F-1000 Hsd 10.1995- **RENAULT:** Jumper, **SSANGYONG:** Musso 2.9 Diesel (Motor Om 662 D29) (07.1993-), **VOLKSWAGEN:** Transporter 2.4d, Syncro (90-94)

Aplicação / Application: **UF-11.056, UF-11.067, UF-11.073, UF-11.138, UF-11.590**

Bosch Equivalente / Replace

R - 0126 Equivalente / Replace:



36 dentes / teeth


Motor de Partida / Starter: 0 001 115 008, 0 001 108 167, 0 001 115 020, 0 001 115 040, 0 001 115 041, **MERCEDES BENZ:** 0051511601, A0051511601

Aplicação / Application: **VOLKSWAGEN, FIAT, MERCEDES BENZ:** A 160, A 170, Vaneo 1.7 Cdi, **VOLVO:** 850 2.5, C70, S40, S60, S70, S80, V40, V70, XC70, XC90, **RENAULT:** Safrane 1.9 16V / 2.5 20V

Aplicação / Application: **UF-11.120, UF-11.512**

Bosch Equivalente / Replace

R - 0118 Equivalente / Replace:



37 dentes / teeth

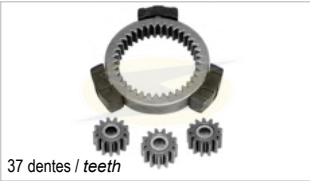
Motor de Partida / Starter: F 000 AL0 901, F 000 AL0 903

Aplicação / Application: **MERCEDES-BENZ:** Sprinter 311 CDI / 415 CDI / 515 CDI, **BMW:** 325

Aplicação / Application: **UF-11.369, UF-11.493, UF-11.956**

Bosch Equivalente / Replace

R - 0120 Equivalente / Replace:



37 dentes / teeth

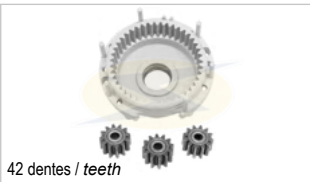
Motor de Partida / Starter: 0 001 223 005, **MBB:** 0051512901

Aplicação / Application: **MERCEDES-BENZ:** Sprinter 616 CDI, Classe C 270 CDI / 270 CDI T-Modell, Classe CLK 270 CDI, Classe E 270 CDI / 270 CDI T-Modell / 320 CDI / 320 CDI T-Modell, Classe ML 270 CDI, Classe S 320 CDI

Aplicação / Application: **UF-11.215**

Bosch Equivalente / Replace

R - 0122 Equivalente / Replace:



42 dentes / teeth


Motor de Partida / Starter: 0 001 109 009, 0 001 110 003 / 005 / 024 / 025 / 042 / 055 / 082 / 092 / 102 / 115 / 124 / 125

Aplicação / Application: **IVECO, LANCIA, FIAT:** Duna 1.7, Fiorino 1.7 Diesel / TD, Palio TD, Penny Van 1.7 Diesel, Punto 1.7 Diesel / TD, Regata 1.7 Diesel, Ritmo Diesel, Strada 1.7 TD, Tipo 1.7 Diesel, Uno 1.3 Diesel Super / 1.4 / 1.7, **SEAT:** Ibiza 1.7

Aplicação / Application: **UF-11.025**

Bosch Equivalente / Replace

R - 0124 Equivalente / Replace:



37 dentes / teeth

1 006 200 116, 1 006 200 152


Motor de Partida / Starter: 0 001 115 079, 0 001 115 078, 55832949, 51832949, 51 832 949 A 152, 0 001 107 054, 0 001 107 055, 0 001 107 067, 0 001 107 068, 0 001 107 069, 0 001 107 073, 0 001 107 074, 0 001 107 076, **VW:** 053911023A, 053911023B, 058911023B, 06B911023, **VOLVO:** 8602104

Aplicação / Application: **FIAT:** Ducato 2.3 Multijet, **PEUGEOT:** Boxer, **CITROEN:** Jumper Multijet Diesel 2010, **AUDI:** 100, 200, 80, A4 1.6 (1994-2000), A4 1.6 Avant (1994-2000), A4 1.8 (1994-2000), A4 1.8 Avant (1994-1999), A4 1.8 Avant quattro (1994-2001), A4 1.8 T (1994-1998), A4 1.8 T Avant (1995-1998), A4 1.8 T Avant quattro (1996-1998), A4 1.8 T quattro (1994-2000), A4 1.8 quattro (1994-2001), A6 1.8 (1994-2000), A6 1.8 Avant (1995-2000), A6 1.8 Avant quattro (1996-1997), A6 1.8 T (1997-2000), A6 1.8 T Avant (1998-2000), A6 1.8 T Avant quattro (1998-1999), A6 1.8 T quattro (1997-1999), A6 2.0 (1994-1997), A6 2.0 Avant (1994-1997), A6 2.0 Avant quattro (1994-1997), A6 2.0 quattro (1994-1997), Cabriolet 1.8 (1997-2000), Cabriolet 2.0 (1993-1998), Coupe 2.0 (1991-1995),

Aplicação / Application: **UF-11.079, UF-11.116**

Bosch Equivalente / Replace

R - 0125 Equivalente / Replace:



37 dentes / teeth


1 006 200 114
Motor de Partida / Starter: F 010 AL0 103 - EQ. PRIMÁRIO, F 000 AL0 126 - REPOSIÇÃO, 0 001 107 054, 0 001 107 055, 0 001 107 067, 0 001 107 068, 0 001 107 069, 0 001 107 073, 0 001 107 074, 0 001 107 076, 0 001 147 408, 0 001 147 409, **VW:** 053911023A, 053911023B, 058911023B, 06B911023, **VOLVO:** 8602104

Aplicação / Application: **VOLKSWAGEN:** Gol 1.6 D, Kombi

1.6, Parati 1.6 D, Ili 1.9 D, Saveiro 1.6 D, Ili 1.9 D, Transporter Diesel Bef 010 Al 1 039, **AUDI:** 100, 200 1.8i Turbo (1997-1999), 80, A4 1.6 (1994-2000), A4 1.6 Avant (1994-2000), A4 1.8 (1994-2000), A4 1.8 Avant (1994-1999), A4 1.8 Avant quattro (1994-2001), A4 1.8 T (1994-1998), A4 1.8 T Avant (1995-1998), A4 1.8 T Avant quattro (1996-1998), A4 1.8 T quattro (1994-2000), A4 1.8 quattro (1994-2001), A6 1.8 (1994-2000), A6 1.8 Avant (1995-2000), A6 1.8 Avant quattro (1996-1997), A6 1.8 T (1997-2000), A6 1.8 T Avant (1998-2000), A6 1.8 T Avant quattro (1998-1999), A6 1.8 T quattro (1997-1999), A6 2.0 (1994-1997), A6 2.0 Avant (1994-1997), A6 2.0 Avant quattro (1994-1997), A6 2.0 quattro (1994-1997), Cabriolet 1.8 (1997-2000), Cabriolet 2.0 (1993-1998), Coupe 2.0 (1991-1995), **MERCEDES-BENZ:** SLK 200 1.8 (2011->), SLK 250 1.8 (2011->), C 180 1.8 CGI (2007->), C 200 1.8 CGI (2011->), C 200 2.0 CGI (2007->), C 250 1.8 CGI (2009->), E 200 1.8 CGI (2009-2010), E 200 1.8 NGT (2011->), E 250 1.8 CGI (2009->),

Aplicação / Application: **UF-11.039, UF-11.058, UF-11.079, UF-11.108, UF-11.116, UF-11.190, UF-11.408**

Bosch Equivalente / Replace



R - 0127 Equivalente / Replace: 1.006.200.132

Motor de Partida / Starter: 0 001 107 016
Aplicação / Application: **FORD:** Escort 1.8 l Zetec / 1.8 l 16v Zetec, Mondeo 2.0 l / 2.0 l, Turnier Nga

Aplicação / Application: **UF-11.132**

Bosch Equivalente / Replace



40 dentes / teeth

R - 0128 Equivalente / Replace:

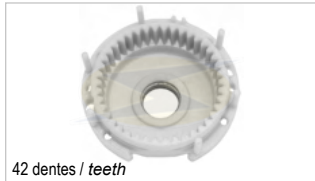
Motor de Partida / Starter: 0 001 223 001, 0 001 223 009, 0 001 223 010, 0 001 223 013, 0 001 223 002, 0 001 223 003, 0 001 223 007, 0 001 223 016, 0 001 223 021, 0 001 223 024, F 002 G70 092, F 002 G70 407, F 002 G70 344, F 002 G70 450, F 002 G70 276, F 002 G70 458, F 002 G70 370, F 002 G70 353, F 002 G70 156, F 002 G70 022, F 002 G20 720, F 002 G70 007, F 002

G70 205, **IVECO:** 48498717, 500307724 504201467, 92901859

Aplicação / Application: **FIAT, FORD, IVECO**

Aplicação / Application: **UF-11.003, UF-11.063, UF-11.090, UF-11.727**

Bosch Equivalente / Replace



42 dentes / teeth


R - 0129 Equivalente / Replace: 1.006.200.015

Motor de Partida / Starter: 0 001 110 025, 0 001 109 009, 0 001 110 003, 0 001 110 005, 0 001 110 024, 0 001 110 042, 0 001 110 055, 0 001 110 082, 0 001 110 092, 0 001 110 102, 0 001 110 115, 0 001 110 124, 0 001 110 125

Aplicação / Application: **IVECO, LANCIA, FIAT:** Duna 1.7, Fiorino 1.7 Diesel / TD, Palio TD, Penny Van 1.7 Diesel, Punto 1.7 Diesel / TD, Regata 1.7 Diesel, Ritmo Diesel, Strada 1.7 TD, Tipo 1.7 Diesel, Uno 1.3 Diesel Super / 1.4 / 1.7, **SEAT:** Ibiza 1.7,

Aplicação / Application: **UF-11.025**

Bosch Equivalente / Replace



42 dentes / teeth


R - 0130 Equivalente / Replace:

Motor de Partida / Starter: 0 001 218 108, 0 001 218 137, 0 001 218 165, 0 001 218 722, 9 000 331 419

Aplicação / Application: **MARCOPOLO, MERCEDES-BENZ**

Aplicação / Application: **UF-11.056, UF-11.138**

Bosch Equivalente / Replace



37 dentes / teeth


R - 0131 Equivalente / Replace: 1.006.200.132, 1.006.200.133

Motor de Partida / Starter: 0 001 107 016, 0 001 107 027

Aplicação / Application: **FORD:** Escort 1.8i Zetec / 1.8i 16v Zetec / 1.6i 16v, Mondeo 2.0i, Turnier Nga

Aplicação / Application: **UF-11.132**

Bosch Equivalente / Replace



36 dentes / teeth

R - 0133 Equivalente / Replace:

Motor de Partida / Starter: F 000 AL0 118, 0 001 107 009, 0 001 107 015, 9 000 081 004, 0 001 108 026, 0 001 108 048, 0 001 108 136, 0 001 108 146, 0 001 108 154, 0 001 108 159, 0 001 109 040, F 005 M00 012, F 005 M00 014, 9 000 081 006, 9 000 081 007, 9 000 081 001, 9 000 081 002, 9 000 081 005, 9 000 081 008, F 000 AL0 100, 0 001 107 007, 0 001 107 008, 0 001 107 020,


0 001 107 021, 0 001 107 052, 0 001 107 053, F 000 AL0 502, F 000 AL0 507, 0 001 107 022, 0 001 107 023, 0 001 107 013, F 000 AL0 110

Aplicação / Application: **CHEVROLET-GM:** Astra, Blazer, Ipanema, Kadett, Omega, S-10, Vectra, Zafira, Evanda, Lacetti, Leganza, Nubira, Rezzo, Tacuma, Espero, **OPEL:** Astra, Calibra, Omega, Vectra, Omega Importado (Austrália) 3.8 / V6, **AUDI, CITRÖEN:** Berlingo, Xantia, Xantia XM, Xsara, Xsara ZX, **PEUGEOT:** 306, 405, 605, 806, Partner, **ALFA ROMEO, FIAT:** Croma, Tempra, Tipo, Palio, **JEEP:** Cherokee 2.5i, **LAND ROVER:** Range Rover I, Range Rover II, **HOLDEN:** Calais 5.0, Caprice 5.0, Caprice Statesman 5.0, **VOLKSWAGEN:** Gol, Quantum, Voyage, Golf, Logus, Pointer, Van, Passat (Import), Parati, Santana, Saveiro, **FORD:** Escort, Verona, **SEAT:** Inca, Alhambra, City Golf, Cordoba, Ibiza, **CLAAS:** Jaguar 60SF 5.7 (1974-1976), Mercator 50 3.8 (1973-1976), **MBB:** 900 3.8 (1981-1987), 1013 (1976-1986), **NEWHOLLAND:** FNH8040, FNH8055, FNH8255, **SKODA, SAAB, LOMBARDINI, RUGGERINI,**

Para motores partida Bosch - DW

Aplicação / Application: **UF-11.010, UF-11.015, UF-11.018, UF-11.019, UF-11.029, UF-11.037, UF-11.123, UF-11.128, UF-11.153, UF-11.161, UF-11.181, UF-11.195, UF-11.201, UF-11.204, UF-11.307**

Bosch Equivalente / Replace



36 dentes / teeth

R - 0138 Equivalente / Replace:

Motor de Partida / Starter: **BOSCH:** F 000 AL0 118, 0 001 107 056, 0 001 107 100, 0 001 107 101, 0 001 107 108, 0 001 107 075, 183, F 000 AL0 106, F 000 AL0 101, F 000 AL0 104, 0 001 107 079, 0 001 107 088, F 000 AL0 158, F 000 AL0 121, F 000 AL0 127, 0 001 106 017, 0 001 106 023, 0 001 106 012, 0 001 106 022, **RENAULT:** 7700115294, **MERCEDES BENZ:** 0051511101,

0051514701, A0051511101, A0051514701, **TOYOTA:** 248100D100, 2810002080, 281000D100, 2810016230

Aplicação / Application: **ALFA ROMEO, AUDI, LANCIA, OPEL, PEUGEOT, VOLVO, SEAT, VAUXHALL, VOLKSWAGEN, CHEVROLET-GM:** Vectra, **RENAULT:** Laguna, Clio, Espace, Megane, Senic, Twingo, Kangoo, **CITROEN:** Xsara Picasso, **TOYOTA:** Corolla 1.8i 16V (08.1998-06.2002), **FIAT:** Tipo 1.6i

Aplicação / Application: **UF-11.123, UF-11.153, UF-11.161, UF-11.204**

Bosch Equivalente / Replace



40 dentes / teeth

R - 0139 Equivalente / Replace:

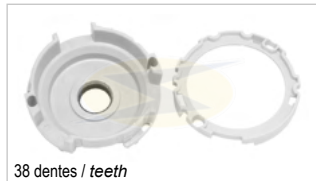
Motor de Partida / Starter: F 002 G20 727, F 002 G70 092, F 002 G70 407, F 002 G70 344, F 002 G70 450, F 002 G70 276, F 002 G70 458, F 002 G70 370, F 002 G70 353, F 002 G70 156, F 002 G70 022, F 002 G20 720, F 002 G70 007, F 002 G70 205

Aplicação / Application: **FORD:** Cargo C1317 / 1319 / 1517 / 1519 / 1717 / 1719 / 1722 / 1723 / 2422 / 2423 /

2428 / 2429 / 2622 / 2623 / 2628 / 2629 (Cargo C13t, C15t, C17t, C24t, C26t)

Aplicação / Application: **UF-11.727**

Bosch Equivalente / Replace



38 dentes / teeth

R - 0140 Equivalente / Replace: F 000 AL2 779,

F 000 AL2 653


Motor de Partida / Starter: F 000 AL0 128, F 000 AL0 136, F 000 AL0 138, F 000 AL0 139, F 000 AL0 157

Aplicação / Application: **AGRAL:** 5000 D, 6150 TD, 7000 D, 7500 TD, Trator BX4.60 / BX4.90 / BX4.100 / BX4.110 / BX4.130 / BX4.150, **CASE:** Escavadeira 80 CR / P, Pá carregadeira W18 / W20, **CBT:** Trator 1065 / 1105 / 2080 / 2105 / 8060 / 8240 / 8440,

CHEVROLET-GM: D6000, D20, **FIAT ALLIS:** Retroescavadeira FB80, **FORD:** Cargo C 814 / 815 / 1215 / 1216 / 1217 / 1415 / 1416 / 1417 / 1421 / 1617 / 1621, F4000, Trator 8040 / 8055, **JOHN DEERE:** Colheitadeira SLC 6200 / 6200 Turbo / 7200 Turbo / 7700 Turbo, **MASSEY FERGUSON:** Trator MF1630 / MF3640 / MF5650 / MF6845 / MF6855 / MF6865, **MAXION:** Trator 9075 / 9090, **MERCEDES BENZ:** 608 LD, 610 L, 708 LE, 709, 710, 712, 809 LO, 812 LO, 814 LO, 912, 914, 917, 1013 L, 1111 L, 1113 L, 1114 L, 1116 L, 1117 L, 1214 C, 1218 L, 1219 LP, 1313 L, 1316 L, 1317 L, 1318 L, 1319 L, 1414 L, 1418 L, 1419 LP, 1420 L, 1513 L, 1516 L, 1517 L, 1518 L, 1518 LS, 1614 L, 1620 L, 1621 L, 1714 K, 1717 K, 1718 A, 1720, 1721, 1722, 1723, 2013 L, 2014 L, 2016 L, 2213 L, 2214 L, 2215 L, 2216 L, 2217 L, 2218 LB, 2218 LK, 2314 L, 2318 L, 2318 LB, 2318 LK, 2418, O362, O364, O365, OF812, OF1113, OF1114, OH1113, OH1313, OH1314, OH1316, **MWM:** Motor D229-4 / D229-6 / TD229-6, **NEW HOLLAND:** Trator 8040 / 8055, **SLC:** Colheitadeira 6200 / 6200 Turbo / 7200 Turbo / 7700 Turbo, **TOYOTA:** Bandeirante, **VALMET:** Trator 62 ID / 65 ID / 68 / 78 / 88 / 110 ID / 118 D / 128 D / 138 Turbo / 148 / 880 / 980, **VALTRA:** Tratores, **VOLKSWAGEN:** 12170, 13170, 13190, 14170, 15170, 16170, 16200, 17210

Aplicação / Application: **UF-11.152, UF-11.779**

Bosch Equivalente / Replace



38 dentes / teeth

R - 0141 Equivalente / Replace: F 000 AL2 779,

F 000 AL2 653
Motor de Partida / Starter: F 000 AL0 128, F 000 AL0 136, F 000 AL0 138, F 000 AL0 139, F 000 AL0 157
Aplicação / Application: **AGRALE:** 5000 D, 6150 TD, 7000 D, 7500 TD, Trator BX4.60 / BX4.90 / BX4.100 / BX4.110 / BX4.130 / BX4.150, **CASE:** Escavadeira 80 CR / P, Pá carregadeira W18 / W20, **CBT:** Trator 1065 / 1105 / 2080 / 2105 / 8060 / 8240 / 8440,

CHEVROLET-GM: D6000, D20, **FIAT ALLIS:** Retroescavadeira FB80, **FORD:** Cargo C 814 / 815 / 1215 / 1216 / 1217 / 1415 / 1416 / 1417 / 1421 / 1617 / 1621, F4000, Trator 8040 / 8055, **JOHN DEERE:** Colheitadeira SLC 6200 / 6200 Turbo / 7200 Turbo / 7700 Turbo, **MASSEY FERGUSON:** Trator MF1630 / MF3640 / MF5650 / MF6845 / MF6855 / MF6865, **MAXION:** Trator 9075 / 9090, **MERCEDES BENZ:** 608 L D, 610 L, 708 L E, 709, 710, 712, 809 LO, 812 LO, 814 LO, 912, 914, 917, 1013 L, 1111 L, 1113 L, 1114 L, 1116 L, 1117 L, 1214 C, 1218 L, 1219 LP, 1313 L, 1316 L, 1317 L, 1318 L, 1319 L, 1414 L, 1418 L, 1419 LP, 1420 L, 1513 L, 1516 L, 1517 L, 1518 L, 1518 LS, 1614 L, 1620 L, 1621 L, 1714 K, 1717 K, 1718 A, 1720, 1721, 1722, 1723, 2013 L, 2014 L, 2016 L, 2213 L, 2214 L, 2215 L, 2216 L, 2217 L, 2218 LB, 2218 LK, 2314 L, 2318 L, 2318 LB, 2318 LK, 2418, O362, O364, O365, OF812, OF1113, OF1114, OH1113, OH1133, OH1313, OH1314, OH1316, **MWM:** Motor D229-4 / D229-6 / TD229-6, **NEW HOLLAND:** Trator 8040 / 8055, **SLC:** Colheitadeira 6200 / 6200 Turbo / 7200 Turbo / 7700 Turbo, **TOYOTA:** Bandeirante, **VALMET:** Trator 62 ID / 65 ID / 68 / 78 / 88 / 110 ID / 118 D / 128 D / 138 Turbo / 148 / 880 / 980, **VALTRA:** Tratores, **VOLKSWAGEN:** 12170, 13170, 13190, 14170, 15170, 16170, 16200, 17210 - **Aplicação / Application:** **UF-11.779**

Bosch Equivalente / Replace



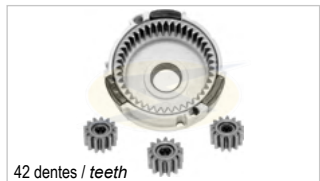
41 dentes / teeth

R - 0145 Equivalente / Replace:

Motor de Partida / Starter: 0 001 230 001, 0 001 230 003, 0 001 230 004, 0 001 230 005, 0 001 230 006, 0 001 230 007, 0 001 230 008, 0 001 230 009, 0 001 230 010, 0 001 230 012, 0 001 230 013, 0 001 230 014, 0 001 230 018, 0 001 230 023, 0 001 230 027, 0 001 230 030, 0 001 231 002, 0 001 231 003, 0 001 231 004, 0 001 231 005, 0 001 231 006, 0 001 231 007, 0 001 231 008, 0 001 231 009, 0 001 231 010, 0 001 231 011, 0 001 231 012, 0 001 231 013, 0 001 231 014, 0 001 231 016, 0 001 231 017, 0 001 231 018, 0 001 231 019, 0 001 231 023, 0 001 231 029, 0 001 231 030, 0 001 231 032, 0 001 231 033, 0 001 231 034, 0 001 231 035, 0 001 231 036, 0 001 231 039, 0 001 231 040, 0 001 231 041, 0 001 231 046, 0 001 231 046

Aplicação / Application: **RENAULT:** S18 (1996->), **MBB:** 1215 (1999->), 1618 (1998->), 2423 (1998->), 712C, 914 C/LO, Accelo 915 C, 915 E, LO 915, 1318, 1215 C, L 1218 / 1418 / 1622, 1718 M, 1728, 1618 M, 2428, 2423, O 500 M / R / U, OF 1417 / 1418 / 1722, OH 1418, Unimog U 500, Atego 1315 / 1418 / 1518 / 1718 / 1725 / 2425, Axor 1933 / 2536, 1017 / 1215C / 1218L / 1315 / 1315OH / 1315OF / 1318 / 1318OF / 1318OH / 1417OF / 1418 / 1418L / 1418EL / 1418R / 1418OF / 1418OH / 1518 / 1518L/LS / 1618M / 1622A / 1622L / 1718 / 1718K / 1718A / 1718M / 1722OF / 1725 / 1728 / 1730OF / 1828L / 1933 / 1933LS/S / 2423 / 2425 / 2428 / 2533 / 500 OM / 500 OR / 500 OU / 500 ORSD / 500 ORSE / 5200 / 712C / 814 / 814F / 814L / 814LO / 915 / 915C / 915E / 915LO / 915 / 915C / 915E / 915LO, **NEW HOLLAND:** Série TL, SÉRIE TC, **CASE:** JX-Série, **VOLVO:** Ônibus B7F/B7L/B7R, Caminhão FM7, **IVECO:** Vertis - **Aplicação / Application:** **UF-11.244**

Bosch Equivalente / Replace



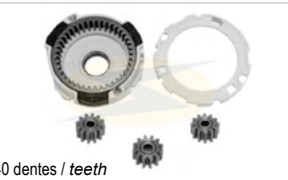
42 dentes / teeth

R - 0153 Equivalente / Replace:

Motor de Partida / Starter: **BOSCH:** 0 001 107 040, 0 001 110 029, 0 001 110 041, 0 001 110 072, 0 001 109 011, 0 001 110 007, 0 001 110 013, 0 001 110 017, 0 001 110 025, 0 001 110 060, 0 001 110 072, 0 001 110 100, 0 001 110 122.

Aplicação / Application: **ALPINA:** Roadster 4.8 V8 (2002->), **BMW:** 530, 535, 540, 730, 735, 740, 840, M5, X5, Z8, **AUDI:** 80 1.6, 80 1.9, 90 1.6, A4 1.9 / 3.0, A6 1.9 / 4.2, A8 3.7 / 4.2, Cabriolet 1.9, S6 4.2, S8 4.2, **CITROEN:** BX 16 / 17 / 19, C15, C25, C4 2.0 HDi Grand Picasso (2006->), C5 2.2 HDi (2006->), C8 2.0 HDi (2006->), C-Crosser 2.2 HDi (2007->), Evasion TD 1.9 / 2.0, Jumper 1.9, Xantia 1.9, XM, Xsara 1.8 / 1.9, **FERRARI:** 328 3.2 GTB (1985-1989), MonDial 3.4 T (1989-1993), **FIAT:** Duna 1.7, Fiorino 1.7 Diesel, Palio 1.7 TD (1996-2001), Penny Van 1.7 Diesel (1986-1990), Punto 1.7 Diesel, Regata 1.7 Diesel (1984-1989), Ritmo 1.7 Diesel (1985-1987), Strada 1.7 TD (1999->), Tipo 1.7 Diesel (1988-1995), Ulysse 1.9 TD (1994-1999), Uno 1.3 / 1.4 / 1.7 Diesel, **FORD:** Escort 1.6 / 1.8 Diesel, Fiesta 1.6 / 1.8 Diesel, Mondeo 1.8 TD (1993-2000), Orion 1.6 / 1.8 Diesel, **LANCIA:** Phedra 2.0 JTD (2002->), Phedra 2.0 Multijet (2006->), Zeta 2.1 TD (1996-1999), **MAZDA:** 121 1.8 Diesel (1996->), **PEUGEOT:** 205 1.7 / 1.8 / 1.9 Diesel, 305 1.9 Diesel (1982-1990), 306 1.8 / 1.9 Diesel, 309 1.8 / 1.9 Diesel, 4007 2.2 HDi (2007->), 405 1.8 / 1.9 Diesel, 406 1.9 Diesel (1996-1999), 605 2.1 TD (1989-1996), 806 1.9 / 2.1 TD, Boxer 1.9 TD (1996-2002), J5 1.9 Diesel (1987-1993), Partner 1.9 Diesel (1996-1998), Ape Car D 0.5 (1986-1996), Ape Poker Quadríciclo 0.4 (1986-1996), **PORSCHE:** 924 2.5 (1987-1988), 944 2.5 / 2.7 / 3.0, 968 3.0 (1991-1995), **SEAT:** Alhambra 1.9 TDI (1996-2000), Cordoba 1.9 TDI (1997-1999), Ibiza 1.7 / 1.9 Diesel, Toledo 1.9 TDI (1996-1999), **SKODA:** Superb 1.9 TDI (2001-2002), **SUZUKI:** Vitara 1.9 Diesel (1995-1998), **TALBOT:** Express 1.9 Diesel (1987-1993), Horizon 1.9 Diesel (1985-1986), **VW:** Passat 1.6 / 1.9 / 2.0 Diesel, Santana 1.6 Diesel (1981-1984) - **Aplicação / Application:** **UF-11.152**

Bosch Equivalente / Replace



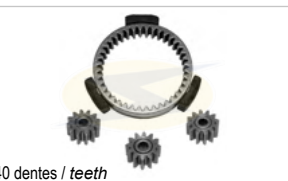
40 dentes / teeth

R - 0143 Equivalente / Replace:

Motor de Partida / Starter: 0 001 121 006, 0 001 121 007, 0 001 121 008, 0 001 121 009, 0 001 121 016, 0 001 121 017, 0 001 121 018, 0 001 121 019, 0 001 121 024, 0 001 121 025, 0 001 121 026, 0 001 121 027, 0 001 121 028, 0 001 121 029

Aplicação / Application: **AUDI:** A3, TT, **SEAT:** Ibiza, Cordoba, **VOLKSWAGEN:** Bora 2.0, Golf 2.0 Cabriolet / III 1.8 / III 2.0 / IV 1.6 / IV 1.8 / IV 2.0, New Beetle, Passat 2.0 Variant, Polo 2.0 / 1.8 - **Aplicação / Application:** **UF-11.137**

Bosch Equivalente / Replace




40 dentes / teeth

R - 0144 Equivalente / Replace:

Motor de Partida / Starter: 0 001 121 006, 0 001 121 007, 0 001 121 008, 0 001 121 009, 0 001 121 016, 0 001 121 017, 0 001 121 018, 0 001 121 019, 0 001 121 024, 0 001 121 025, 0 001 121 026, 0 001 121 027, 0 001 121 028, 0 001 121 029

Aplicação / Application: **AUDI:** A3, TT Coupe / Roadster, **SEAT:** Ibiza 1.6 / 1.8, Cordoba 1.6 / 1.8 T Cupra / Vario 1.6, **VOLKSWAGEN:** Bora 2.0, Golf 2.0 Cabriolet, New Beetle, Passat 2.0 Variant, Polo 2.0 / 1.8 - **Aplicação / Application:** **UF-11.137**

Bosch Equivalente / Replace



36 dentes / teeth

R - 0148 Equivalente / Replace:

Motor de Partida / Starter: **BOSCH:** 0 001 107 433, 0 001 107 438, 0 001 107 441, 0 001 107 448, 0 001 107 449, 0 001 107 476, 0 001 107 477, 0 001 107 529, 0 001 107 530, 0 001 107 531, 0 001 107 450, 0 001 107 451, 0 001 107 508, 0 001 107 509, 0 001 107 534

Aplicação / Application: **TOYOTA:** Corolla 1.8/2.0, Auris 1.4 D-4D (2007->), Yaris 1.4 D-4D (2005->), Aygo 1.0 i (2005->), Avenir Estate 1.6/1.8/2.0 (2009->), Avenir Saloon 1.8/2.0 (2008->), Verso 1.6/1.8 (2009->), **CITROEN:** C1 1.0 (2005->), **PEUGEOT:** 107 1.0 (2005->), **RENAULT:** Duster 2.0 / 2.0 4x4 / 2.0 Flex (2011->), Clio 2.0 16V Sport (2006->), Espace 2.0 (2005->), Fluence 2.0 (2011->), Laguna 2.0 (2008->), Laguna 2.0 16V Turbo (2007->), Megane 2.0 (2003-2010), Megane 2.0 16V (2008->), Megane 2.0 R.S. (2014->), Megane 2.0 TcE (2009->), Trafic 2.0 16V (2006->), **FORD:** Bronco 4.1 4x4 (1981-1984), Cortina (1972-1977), Fairlane, **BMW:** 116, 118, 120, 125, 130, 135, 316, 318, 320, 323, 325, 330, 335, 520, 523, 525, 530, 535, 630, 730, 740, X1, X3, X5, X6, Z4, **AUDI:** A4, A5, A6 2.0 TFSi (2011-2013), A6 2.0 TFSi Quattro (2012-2013), Q5 2.0 TFSi (2008-2009), Q5 2.0 TFSi Quattro (2012-2015), **PORSCHE:** Macan 2.0 (2014->).

Aplicação / Application: **UF-11.477, UF-11.508**

Bosch Equivalente / Replace



36 dentes / teeth


R - 0149 Equivalente / Replace:

Motor de Partida / Starter: **BOSCH:** 0 001 107 433, 0 001 107 438, 0 001 107 441, 0 001 107 448, 0 001 107 449, 0 001 107 476, 0 001 107 477, 0 001 107 529, 0 001 107 530, 0 001 107 531, 0 001 107 450, 0 001 107 451, 0 001 107 508, 0 001 107 509, 0 001 107 534

Aplicação / Application: **TOYOTA:** Corolla 1.8/2.0, Auris 1.4 D-4D (2007->), Yaris 1.4 D-4D (2005->), Aygo 1.0 i (2005->), Avenir Estate 1.6/1.8/2.0 (2009->), Avenir Saloon 1.8/2.0 (2008->), Verso 1.6/1.8 (2009->), **CITROEN:** C1 1.0 (2005->), **PEUGEOT:** 107 1.0 (2005->), **RENAULT:** Duster 2.0 / 2.0 4x4 / 2.0 Flex (2011->), Clio 2.0 16V Sport (2006->), Espace 2.0 (2005->), Fluence 2.0 (2011->), Laguna 2.0 (2008->), Laguna 2.0 16V Turbo (2007->), Megane 2.0 (2003-2010), Megane 2.0 16V (2008->), Megane 2.0 R.S. (2014->), Megane 2.0 TcE (2009->), Trafic 2.0 16V (2006->), **FORD:** Bronco 4.1 4x4 (1981-1984), Cortina (1972-1977), Fairlane, **BMW:** 116, 118, 120, 125, 130, 135, 316, 318, 320, 323, 325, 330, 335, 520, 523, 525, 530, 535, 630, 730, 740, X1, X3, X5, X6, Z4, **AUDI:** A4, A5, A6 2.0 TFSi (2011-2013), A6 2.0 TFSi Quattro (2012-2013), Q5 2.0 TFSi (2008-2009), Q5 2.0 TFSi Quattro (2012-2015), **PORSCHE:** Macan 2.0 (2014->).

Aplicação / Application: **UF-11.477, UF-11.508**

Bosch Equivalente / Replace



37 dentes / teeth

R - 0152 Equivalente / Replace:

Motor de Partida / Starter: 0 001 170 421
Aplicação / Application: **FIAT:** Uno, Mobi, Argo

Aplicação / Application: **UF-11.421**

Bosch Equivalente / Replace



36 dentes / teeth

R - 0158 Equivalente / Replace:

Motor de Partida / Starter: BOSCH: 0 001 107 456, 0 001 107 514, 0 001 107 545, 9 001 107 434, F 004 A94 434, F 004 A94 441, F 004 A94 449, 0 001 107 433, 0 001 107 438, 0 001 107 441, 0 001 107 448, 0 001 107 449, 0 001 107 476, 0 001 107 477, 0 001 107 529, 0 001 107 530, 0 001 107 531.

Aplicação / Application: TOYOTA: Corolla 1.8/2.0, Auris 1.4 D-4D (2007->), Yaris 1.4 D-4D (2005->), Aygo 1.0 i

(2005->), Avenir Estate 1.6/1.8/2.0 (2009->), Avenir Saloon 1.8/2.0 (2008->), Verso 1.6/1.8 (2009->), CITROEN: C1 1.0 (2005->), PEUGEOT: 107 1.0 (2005->), RENAULT: Duster 2.0 / 2.0 4x4 / 2.0 Flex (2011->), Clio 2.0 16V Sport (2006->), Espace 2.0 (2005->), Fluence 2.0 (2011->), Laguna 2.0 (2008->), Laguna 2.0 16V Turbo (2007->), Megane 2.0 (2003-2010), Megane 2.0 16V (2008->), Megane 2.0 R.S. (2014->), Megane 2.0 TcE (2009->), Trafic 2.0 16V (2006->), FORD: Bronco 4.1 4x4 (1981-1984), Cortina Estate 3.3 / 4.1, Cortina Saloon 3.3 / 4.1, Fairlane Saloon 3.3 / 3.6 / 3.9 / 4.0 / 4.1 / 4.9, BMW: 116, 118, 120, 125, 130, 135, 316, 318, 320, 323, 325, 330, 335, 520, 523, 525, 530, 535, 630, 730, 740, X1, X3, X5, X6, Z4 - **Aplicação / Application: UF-11.514**

Bosch Equivalente / Replace



38 dentes / teeth

R - 0161 Equivalente / Replace:


Motor de Partida / Starter: 0 001 107 514, 0 001 107 433, 0 001 107 438, 0 001 107 441, 0 001 107 448, 0 001 107 449, 0 001 107 476, 0 001 107 477, 0 001 107 529, 0 001 107 530, 0 001 107 531

Aplicação / Application: TOYOTA: Corolla, Auris, Yaris, Aygo, Avenir, Verso, CITROEN: C1 1.0 (2005->), PEUGEOT: 107 1.0 (2005->), RENAULT: Duster, Clio, Espace,

Fluence, Laguna, Megane, Trafic, FORD: Bronco, Cortina, Fairlane Saloon, BMW: 116, 118, 120, 125, 130, 135, 316, 318, 320, 323, 325, 330, 335, 520, 523, 525, 530, 535, 630, 730, 740, X1, X3, X5, X6, Z4

Aplicação / Application: UF-11.367, UF-11.369, UF-11.493, UF-11.514, UF-11.956

Bosch Equivalente / Replace



42 dentes / teeth

R - 0168 Equivalente / Replace:

Motor de Partida / Starter: 0 001 107 426, 0 001 107 425, 0 001 107 442, 0 001 107 443, 0 001 107 525, 0 001 107 526

Aplicação / Application: BMW: 116 1.6 i (2003-2012), 118 2.0 i (2004-2012), 120 2.0 i (2003-2012), 316 1.6 i (2005-2011), 318 2.0 i (2005-2011), 320 2.0 i (2005-2011), 320 2.0 Si (2006), 520 2.0 i (2006-2009), X1 2.0 sDrive18i (2010), X3 2.0i (2005), X3 2.0i Xdrive (2008), Z4 2.0i (2005), 316 1.6 G (1995-1997), 316 1.6 i (1988-1997), 318 1.8 iS (1989-1995), 318 1.8 Ti (1994-1995), 518 1.8 i (1989-1996), 520 2.0 i (1989-1996), 525 2.5 i (1989-1997), 525 2.5 i X4 (1992-1997) - **Aplicação / Application: UF-11.327**

Bosch Equivalente / Replace



53 dentes / teeth


R - 0171 Equivalente / Replace:

Motor de Partida / Starter: F 000 C60 004, F 000 C60 005, F 000 C60 001, F 000 C60 300, 0 001 192 091, 0 001 192 622

Aplicação / Application: FIAT: Doblo 1.3 MPI 16V (2001-2006), Fiorino Furgao 1.3 (2003-2013), Idea 1.4 Flex (2005-2010), Palio 1.0 (2000-2011), Palio 1.2 (2003-2008), Palio 1.3 (2000-2005), Palio 1.4 (2005-2008), Palio Fire 1.0 (2002-2009), Palio Fire Economy

1 (2010-2014), Palio Weekend 1.0 / 1.3 (2000-2005), Palio Weekend 1.4 (2005-2010), Punto 1.4 Flex (2007-2010), Siena 1.0 / 1.2 / 1.3 / 1.4 (2002-2012), Strada 1.3 MPI 8V (2002-2005), Strada 1.4 (2005-2012), Uno Furgoneta 1.3 MP (2001-2013), Uno Mille Economy 1 (2009-2013), Palio 1.4 Flex (2011-2015), Grand Siena 1.4 Flex (2012->), TOYOTA: Corolla 2.0 (2015->), CHEVROLET-GM: Onix 1.0 Turbo (2019->), Tracker 1.0 Turbo (2019->) - **Aplicação / Application: UF-11.002**

Bosch Equivalente / Replace



42 dentes / teeth


R - 0173 Equivalente / Replace:

Motor de Partida / Starter: 0 001 107 426, 0 001 107 425, 0 001 107 442, 0 001 107 443, 0 001 107 525, 0 001 107 526.

Aplicação / Application: BMW: 116 1.6 i (2003-2012), 118 2.0 i (2004-2012), 120 2.0 i (2003-2012), 316 1.6 i (2005-2011), 318 2.0 i (2005-2011), 320 2.0 i (2005-2011), 320 2.0 Si (2006), 520 2.0 i (2006-2009), X1 2.0 sDrive18i

(2010), X3 2.0 i (2005), X3 2.0 i Xdrive (2008), Z4 2.0 i (2005), 316 1.6 G (1995-1997), 316 1.6 i (1988-1997), 318 1.8 iS (1989-1995), 318 1.8 Ti (1994-1995), 518 1.8 i (1989-1996), 520 2.0 i (1989-1996), 525 2.5 i (1989-1997), 525 2.5 i X4 (1992-1997). - **Aplicação / Application: UF-11.327**

Bosch Equivalente / Replace



37 dentes / teeth


R - 0159 Equivalente / Replace:

Motor de Partida / Starter: 0 001 147 425

Aplicação / Application: BMW: 125 (2011->), 220 (2013->), 228 (2014->), 320 (2011->), 328 (2011->), 420 (2013->), 428 (2013->), 520 (2011->), 528 (2011->), GT320, X1 (2011->), X3 (2011->), X4 (2014->), Z4 sDrive 18i 2.0 (2013->), Z4 sDrive 20i 2.0 (2011->), Z4 sDrive 28i 2.0 (2011->).

Aplicação / Application: UF-11.575

Bosch Equivalente / Replace



38 dentes / teeth

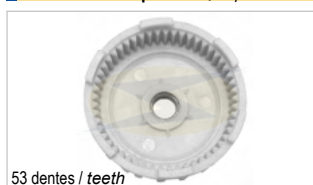
R - 0162 Equivalente / Replace:

Motor de Partida / Starter: 0 001 139 011, 0 001 139 012, 0 001 139 021, 0 001 139 022, 0 001 139 037, 0 001 137 038

Aplicação / Application: PORSCHE: Cayenne 4.8 GTS (2012-2014), Cayenne 4.8 S (2010-2014), Cayenne 4.8 Turbo (2010-2014), Cayenne 4.8 Turbo S (2013-2014), Panamera 3.0 D (2011->), Panamera 3.0 S (2013->), Panamera 3.0 S Hybrid (2011->),

Panamera 3.6 (2010->), Panamera 3.6 4 (2010->), Panamera 4.8 4S (2009->), Panamera 4.8 GTS (2012->), Panamera 4.8 S (2009->), Panamera 4.8 T (2009->), Panamera 4.8 T S (2011->) - **Aplicação / Application: UF-11.469**

Bosch Equivalente / Replace



53 dentes / teeth

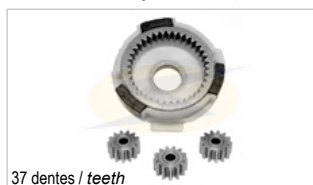
R - 0170 Equivalente / Replace:

Motor de Partida / Starter: F 000 C60 004, F 000 C60 005, F 000 C60 001, F 000 C60 300, 0 001 192 091, 0 001 192 622

Aplicação / Application: FIAT: Doblo 1.3 MPI 16V (2001-2006), Fiorino Furgao 1.3 (2003-2013), Idea 1.4 Flex (2005-2010), Palio 1.0 (2000-2011), Palio 1.2 (2003-2008), Palio 1.3 (2000-2005), Palio 1.4 (2005-2008), Palio Fire 1.0 (2002-2009), Palio Fire Economy

1 (2010-2014), Palio Weekend 1.0 / 1.3 (2000-2005), Palio Weekend 1.4 (2005-2010), Punto 1.4 Flex (2007-2010), Siena 1.0 / 1.2 / 1.3 / 1.4 (2002-2012), Strada 1.3 MPI 8V (2002-2005), Strada 1.4 (2005-2012), Uno Furgoneta 1.3 MP (2001-2013), Uno Mille Economy 1 (2009-2013), Palio 1.4 Flex (2011-2015), Grand Siena 1.4 Flex (2012->), TOYOTA: Corolla 2.0 (2015->), CHEVROLET-GM: Onix 1.0 Turbo (2019->), Tracker 1.0 Turbo (2019->) - **Aplicação / Application: UF-11.002**

Bosch Equivalente / Replace



37 dentes / teeth

R - 0172 Equivalente / Replace:

Motor de Partida / Starter: 0 001 121 402, 0 001 121 435, 0 001 121 436

Aplicação / Application: AUDI: A1, A3, S3, TT, SEAT: Altea, Cordoba, Leon, Toledo, SKODA: Octavia, Yeti, VW: CC 2.0 TSi (2011-2016), Eos 2.0 TFSi (2006-2015), Eos 2.0 TSi (2009-2015), Golf Plus 1.4 16V (2005-2006), Golf Plus 1.6 (2005-2013), Golf Plus 1.6 FSi (2004-2008), Golf Plus 2.0 FSi (2005-2008), Golf V 1.6 (2004-2009), Golf V 1.6 FSi (2003-2008), Golf V 2.0 (2006-2009), Golf V 2.0 FSi (2004-2008), Golf V 2.0 FSi 4-Motion (2004-2008), Golf V 2.0 GTi (2004-2009), Golf VI 1.6 (2009-2013), Golf VI 2.0 GTi (2009-2016), Golf VI 2.0 R 4-Motion (2009-2012), Golf VI 2.0 TSi (2009-2013), Jetta 1.4 TSi (2007-2010), Jetta 1.6 (2005-2010), Jetta 1.6 FSi (2005-2010), Jetta 2.0 (2010-2017), Jetta 2.0 FSi (2005-2010), Jetta 2.0 TFSi (2005-2010), Jetta 2.0 TSi (2010), New Beetle 2.0 TSi (2011-2016), Passat 1.6 FSi (2005-2008), Passat 1.8 TSi (2007-2011), Passat 2.0 FSi (2005-2010), Passat 2.0 FSi 4-Motion (2005-2010), Passat 2.0 TSi (2010-2014), Passat Alltrack 2.0 TSi 4-Motion (2012-2014), Passat CC 2.0 TSi (2008-2012), Polo 1.6 16V (2006-2009), Scirocco 2.0 R (2009-2017), Scirocco 2.0 TSi (2008-2017), Tiguan 1.4 TSi (2008), Tiguan 1.4 TSi 4-Motion (2007), Touran 1.6 (2003-2010), Touran 1.6 FSi (2003-2007), Touran 2.0 FSi (2003-2007)

Aplicação / Application: UF-11.367

Bosch Equivalente / Replace



37 dentes / teeth

R - 0187 Equivalente / Replace:

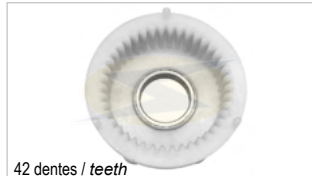
Motor de Partida / Starter: 0 001 108 420, 0 001 108 421, F 000 AL0 901, F 000 AL0 903

Aplicação / Application: ALFA ROMEO: 159, 160, 161, Brera, Spider, FIAT: Toro Diesel, Bravo 2.0 D Multijet (2008->), Doblo 1.6 JTD (2015->), Ducato 115 2.0 JTD (2011->), Linea 1.6 D Multijet (2011->), Sedici 2.0 D Multijet (2009->),

LANCIA: Delta 1.9 D Multijet (2008->), Delta 2.0 D Multijet (2008->), SUZUKI: SX4 1.6 DDiS (2013->), SX4 2.0 DDiS (2009-2013), SX4 2.0 DDiS 4x4 (2009-2013), SX4 S-Cross 1.6 DDiS (2013->), JEEP: Renegade Diesel, Compass Diesel, MERCEDES BENZ: Sprinter 213 2.2 CDi (2006-2016), Sprinter 313 2.2 CDi (2006-2016), Sprinter 413 2.2 CDi (2006-2016), Sprinter 513 2.2 CDi (2006-2016). - **Aplicação / Application: UF-11.369, 11.493, 11.956**

Comstar Equivalente / Replace

R - 0157 Equivalente / Replace:



42 dentes / teeth

Motor de Partida / Starter: 233004485R, 233006904R

Aplicação / Application: RENAULT: Duster, Logan, Sander, Kwid 1.0

Aplicação / Application: UF-13.123

Delco Equivalente / Replace

R - 0063 Equivalente / Replace:



50 dentes / teeth

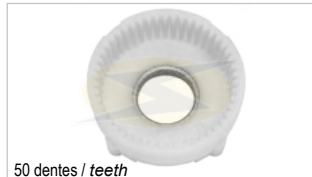
Motor de Partida / Starter: 9000846, 9000794, QDJ1236, 9675379880

Aplicação / Application: CHEVROLET-GM: Astra, Blazer, S10, Vectra - li (Sohc) 1.8 /2.0 /2.2 - 8v Até 03 / 2001, PEUGEOT: 308, 408, CITROEN: C4 Lounge

Aplicação / Application: UF-14.150

Delco Equivalente / Replace

R - 0064 Equivalente / Replace:



50 dentes / teeth


Motor de Partida / Starter: 9000890, 9000891, 9000893, 8000660P, PG260B, PG260D

Aplicação / Application: CHEVROLET-GM: Astra, Blazer, S10, Vectra - li(Sohc) 1.8/2.0/2.2 8vapós 03/2001, Vectra - li(Dohc) 2.0/2.2 16v

Aplicação / Application: UF-14.368, UF-14.525

Delco Equivalente / Replace

R - 0065 Equivalente / Replace:



48 dentes / teeth

Motor de Partida / Starter: 9000786, 9000798, 9000804, 9000805, 9000806, 9000812, 9000819, 9000820, 9000821, 9000822, 9000827, 9000834, 9000835, 9000844, 9000850, 9000851, 9000853, 9000860, 9000861, 9000862, 9000863, 9000864, 9000866, 9000867, 9000899, 9000900, 10476598

Aplicação / Application: CHEVROLET-GM: Blazer 4.3V6, CLARK: Empilhadeira C/ Cgp25 - **Aplicação / Application:** UF-14.910

Delco Equivalente / Replace

R - 0071 Equivalente / Replace: 10450720



43 dentes / teeth

Motor de Partida / Starter:

Aplicação / Application: CHEVROLET-GM: Blazer / S-10 C/ Motor Vortec V6 4.3

Aplicação / Application: UF-14.890

Delco Equivalente / Replace

R - 0088 Equivalente / Replace: 9000981



50 dentes / teeth

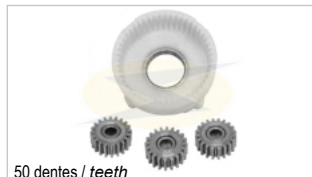
Motor de Partida / Starter: 9000846, 9000794, QDJ1236, 9675379880

Aplicação / Application: CHEVROLET-GM: Astra, Blazer, S10, Vectra - Todos C/ Motor li (Sohc) 1.8/ 2.0 / 2.2 8v Até 03/2001, PEUGEOT: 308, 408, CITROEN: C4 Lounge

Aplicação / Application: UF-14.150

Delco Equivalente / Replace

R - 0089 Equivalente / Replace:



50 dentes / teeth

Motor de Partida / Starter: 9000890, 9000891, 9000893, 8000660P, PG260B, PG260D

Aplicação / Application: CHEVROLET-GM: Astra, Blazer, S10, Vectra - li(Sohc) 1.8/2.0/2.2 8v, Após03/2001, Vectra - li(Dohc) 2.0/2.2 16v

Aplicação / Application: UF-14.368, UF-14.525

Delco Equivalente / Replace

R - 0091 Equivalente / Replace:



48 dentes / teeth

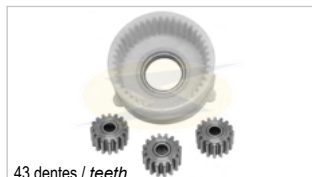
Motor de Partida / Starter: 9000786, 9000798, 9000804, 9000805, 9000806, 9000812, 9000819, 9000820, 9000827, 9000834, 9000835, 9000844, 9000850, 9000851, 9000853, 9000860, 9000861, 9000862, 9000863, 9000864, 9000866, 9000867, 9000899, 9000900, 9000910

Aplicação / Application: CHEVROLET-GM, CLARK

Aplicação / Application: UF- 14.910

Delco Equivalente / Replace

R - 0097 Equivalente / Replace: 10450720



43 dentes / teeth

Motor de Partida / Starter: 8000034, 9000973

Aplicação / Application: CHEVROLET-GM: Blazer/S-10 C/ Motor Vortec V6 4.3

Aplicação / Application: UF-14.890

Delco Equivalente / Replace

R - 0132 Equivalente / Replace:



42 dentes / teeth

Motor de Partida / Starter: 8000357, 24581746, 8000465, 361003C151, 36100 2G000, 36100 2G200, 6100 2G300, 96000

Aplicação / Application: KIA: Forte 2.0L / 2.4L / Koup 2.0L / Koup 2.4L / 5 2.0L, Magentis 2.4L, Optima 2.0L / 2.4L, Rondo 2.4L, Sorento 2.4L, Sportage 2.0L / 2.0 4x4 / 2.4L, Carens 2.0,

HYUNDAI: Genesis Coupe 2.0L / Turbo, Grandeur 2.4 / 2.0D, IX35 2.0L, Santa Fé 2.4L, Sonata 2.0L / 2.4L, Tucson 2.0L / 2.4L - **Aplicação / Application:** UF-14.057

Delco Equivalente / Replace

R - 0177 Equivalente / Replace:



50 dentes / teeth

Motor de Partida / Starter: QDJ1266A

Aplicação / Application: CHERY: Tiggo 2.0

Aplicação / Application: UF-14.266

Delco Equivalente / Replace

R - 0181 Equivalente / Replace:



48 dentes / teeth


Motor de Partida / Starter: 8000534, 361004A150

Aplicação / Application: HYUNDAI: HR 2.5 (2012->), H1 2.5 (2008-2011), KIA: Bongo K2500 2.5L TCI (2010->)

Aplicação / Application: UF-14.534

Delco Equivalente / Replace

R - 0182 Equivalente / Replace:



48 dentes / teeth

Motor de Partida / Starter: 8000534, 361004A150

Aplicação / Application: HYUNDAI: HR 2.5 (2012->), H1 2.5 (2008-2011), KIA: Bongo K2500 2.5L TCI (2010->)

Aplicação / Application: UF-14.534

Delco Equivalente / Replace

R - 0183 Equivalente / Replace:



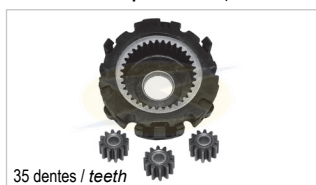
46 dentes / teeth

Motor de Partida / Starter: 36100-4A160, 8000868

Aplicação / Application: HYUNDAI: HR 2.0 (2005->), H1 2.5 (2000-2021), Porter Pritsche/Fahrgestell (2003-2004), KIA: Bongo K2500 2.5 (2008-2021)

Aplicação / Application: UF-14.868

Delco Equivalente / Replace

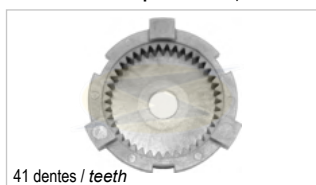


35 dentes / teeth

R - 0211 Equivalente / Replace:

Motor de Partida / Starter: BORGWARNER:
61005417, **HYUNDAI/KIA:** 36100-04270
Aplicação / Application: HYUNDAI: HB20 1.0 (2021->),
i20, **KIA:** Rio IV 1.0
Aplicação / Application: UF-14.417

Denso Equivalente / Replace



41 dentes / teeth

R - 0151 Equivalente / Replace:

Motor de Partida / Starter: DENSO: 428000-7210, BC438000-3370, BC428000-9500, 428000-9500, 428000-7200, 428000-9300, 428000-9301,
FIAT: 80023936, **CHRYSLER:** 04801852AB, 04801839AB, 56029852AA, 56029852AB
Aplicação / Application: FIAT: Uno Vivace (2017), Argo (2017),
Mobi, Grand Seina, Palio, **JEEP:** Grand Cherokee 3.6 (2012-2018), Wrangler 3.6 (2012-2018), **DODGE:** Journey 3.6 V6, Grand Caravan 3.6 V6, Challenger 3.6 V6 (2011-2019), Charger 3.6 V6 (2011-2018), Durango 3.6 (2011-2016), **CHRYSLER:** 300 3.6 (2011-2015) - **Aplicação / Application: UF-17.210**

Denso Equivalente / Replace

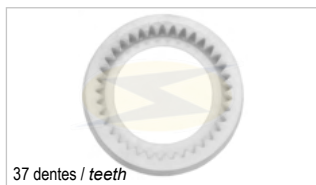


42 dentes / teeth

R - 0164 Equivalente / Replace:

Motor de Partida / Starter: DENSO: 428000-4490, 428000-7400, **CHRYSLER:** 04801694AC
Aplicação / Application: BMW: 116, 118, 120, 125, 130, 135, 316, 318, 320, 323, 325, 330, 335, 520, 523, 525, 530, 535, 630, 730, 740, X1, X3, X5, X6, Z4, **JEEP:** Grand Cherokee 3.6 V6 4x4 (2010-2011)
Aplicação / Application: UF-17.490

Denso Equivalente / Replace



37 dentes / teeth

R - 0169 Equivalente / Replace:

Motor de Partida / Starter: DENSO: 438000-0471, 428000-8190, 428000-5380, 438000-0140, **HONDA:** DU4R1
Aplicação / Application: BMW: X1, 220i, 225i, **MINI:** Mini Cooper Clubman (2016->) 2.0, **HONDA:** New Civic 1.8/2.0 (2012-2016), Accord 3.5 (2008-2012), Accord Crosstour 3.5 (2010-2011), Crosstour 3.5 (2012->), Odyssey 3.5 (2007-2013), Pilot 3.5 (2009-2015), Ridgeline 3.5 (2009-2014), **ACURA:** RL 3.7 (2009-2010), TL 3.5 (2009-2011),
Aplicação / Application: UF-17.190

Denso Equivalente / Replace



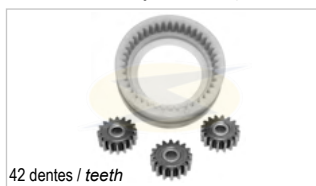
43 dentes / teeth

R - 0189 Equivalente / Replace:

Motor de Partida / Starter: DENSO: 428000-5011, 428000-6640
Aplicação / Application: FIAT: Panda 1.3 (2012->), **HONDA:** Accord 2.0 (2008->), Civic 1.6 (2005->), Civic 1.8 (2005-2010), Civic 2.0 (2008), CR-V 2.0 (2007->), FR-V 1.8 (2007->), **CHRYSLER:** Grand Voyager 3.3 (2000-2008), Grand Voyager 3.8 (2007), **DODGE:** Caravan 3.3, **JEEP:** Wrangler 3.8L V6 (2007-2011)

Aplicação / Application: UF-17.011, UF-17.640

Denso Equivalente / Replace



42 dentes / teeth

R - 0197 Equivalente / Replace:

Motor de Partida / Starter: DENSO: 428000.8420, TG438000-1790, TN438000-2410, 438000-2410, 428000-8421, **LAND ROVER:** BJ3211001AB, BJ3211001AD, BJ3211001AC, **GM:** 12663052, **TOYOTA:** 28100-0L180
Aplicação / Application: LAND ROVER: Freelander 2.0 Si 4x4 (2012->), LR2 2.0 (2013-2014), Range Rover Evoque 2.0 Si4 4x4 (2011->), Discovery Sport 2.0L, **MINI:** Cooper, **MB:** C

180 2.1 Cdi, C 200 2.1 Cdi, C 220 2.1 Cdi, C 250 2.1 Cdi / 2.1 Cdi 4-Matic, E 200 2.1 Cdi, E 220 2.1 Cdi, E 250 2.1 Cdi / 2.1 Cdi 4-Matic, GLK 200 2.1 Cdi, GLK 220 2.1 Cdi / 2.1 Cdi 4-Matic, GLK 250 2.1 Cdi 4-Matic / 250 2.1 Cdi, Sprinter 213 2.1 Cdi / 313 2.1 Cdi / 313 2.1 Cdi 4x4 / 316 2.1 Cdi / 316 2.1 Cdi 4x4, Viano 2.0 Cdi / 2.0 Cdi 4x4 / 2.2 Cdi / 2.2 Cdi 4x4, Vito 113 2.1 Cdi / 113 2.1 Cdi 4x4 / 116 2.1 Cdi / 116 2.1 Cdi 4x4, **AUDI:** Q5, **TOYOTA:** Hilux 1GD (2015) / 2.8 (2016->2018), **GM:** Equinox (2018-2020), Captiva, Cobalt. - **Aplicação / Application: UF-17.420**

Denso Equivalente / Replace

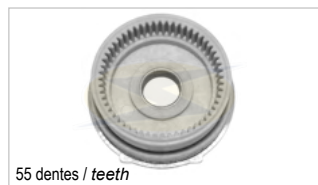


42 dentes / teeth

R - 0136 Equivalente / Replace:

Motor de Partida / Starter: DENSO: 428000.8420, TG438000-1790, TN438000-2410, 438000-2410, 428000-8421, **LAND ROVER:** BJ3211001AB, BJ3211001AD, BJ3211001AC, **GM:** 12663052 **TOYOTA:** 28100-0L180
Aplicação / Application: LAND ROVER: Freelander 2.0 Si 4x4 (2012->), LR2 2.0 (2013-2014), Range Rover Evoque 2.0 Si4 4x4 (2011->), Discovery Sport 2.0L, **MINI:** Cooper, **MERCEDES-BENZ:** C 180 2.1 Cdi, C 200 2.1 Cdi, C 220 2.1 Cdi, C 250 2.1 Cdi / 2.1 Cdi 4-Matic, E 200 2.1 Cdi, E 220 2.1 Cdi, E 250 2.1 Cdi / 2.1 Cdi 4-Matic, GLK 200 2.1 Cdi, GLK 220 2.1 Cdi / 2.1 Cdi 4-Matic, GLK 250 2.1 Cdi 4-Matic / 250 2.1 Cdi, Sprinter 213 2.1 Cdi / 313 2.1 Cdi / 4x4 / 316 2.1 Cdi / 4x4, Viano 2.0 Cdi / 4x4 / 2.2 Cdi / 4x4, Vito 113 2.1 Cdi / 4x4 / 116 2.1 Cdi / 4x4, **AUDI:** Q5, **TOYOTA:** Hilux 1GD (2015) / 2.8 (2016->2018), **GM:** Equinox (2018-2020), Captiva, Cobalt
Aplicação / Application: UF-17.420

Denso Equivalente / Replace




55 dentes / teeth

R - 0163 Equivalente / Replace:

Motor de Partida / Starter: DENSO: 428000-5880, 428000-5903, 428000-5904, 28110-28041, 28100-0A010, 28100-20020, 28100-20021, 28100-2806, 28100-28041, 228000-9902, 228000-9000, 228000-9901, 28100-28072, 22100-0V010, 22100-0V012
Aplicação / Application: TOYOTA: Rav 4, Carina, Celina, Celica, Camry.

Denso Equivalente / Replace




37 dentes / teeth

R - 0167 Equivalente / Replace:

Motor de Partida / Starter: C132 M70R
21699, 63111016, **MAGNETI MARELLI:** 63111005, 63111006, 63111007, 63111008, 63111009, 63111018, 63111023, 63111027, 63111037, 63111043, 63112003, 63113001, 63113002, 63193001, 63223536, 63223537, 63223730, 63293537
Aplicação / Application: BMW: 320, 316, 318, 320, 323, 325, 328, 330, 518, 520, 523, 525, 528, 530, 728, 730, X3, X5, Z3, Z4, **ALFA ROMEO:** 159, 145, 146, 147, 156, 159, 166, Brera, GT, Mito, Spider, **CADILLAC:** BLS, **CHEVROLET:** Malibu, Musso, Korando, **DAEWOO:** Musso, Korando, **MERCEDES BENZ:** CLK 200, V 200, 410, **SSANGYONG:** Korando, **VW:** LT, **FIAT:** Idea, Albea, Brava, Bravo, Capagnola, Croma, Doblò, Fiorino, Grande Punto, Linea, Marea, Marengo, Multipla, Palio, Panda, Petra, Sedici, Siena, Stilo, Strada, Uno, **LANCIA:** Musa, Dendra, Delta, Lybra, Thesis, Ypsilon, **SAAB:** 9-3, 9-5, **SUZUKI:** SX4, **OPEL:** Insignia, Astra, Cascada, Insignia, Signum, Vectra, Zafira, **VAUXHALL:** Signum, Astra, Cascada, Insignia, Signum, Vectra, Zafira

Denso Equivalente / Replace

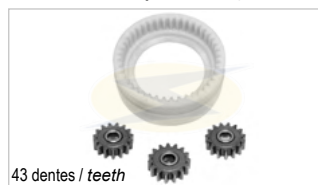


31 dentes / teeth

R - 0186 Equivalente / Replace:

Motor de Partida / Starter: DENSO: 428000-1190
Aplicação / Application: DODGE: Ram 2500 5.9 (2003-2006), Ram 3500 5.9 (2003-2006), Ram 4000 5.9 (2003-2006).

Denso Equivalente / Replace




43 dentes / teeth

R - 0190 Equivalente / Replace:

Motor de Partida / Starter: DENSO: 428000-5011, 428000-6640
Aplicação / Application: FIAT: Panda 1.3 (2012->), **HONDA:** Accord 2.0 (2008->), Civic 1.6 (2005->), Civic 1.8 (2005-2010), Civic 2.0 (2008), CR-V 2.0 (2007->), FR-V 1.8 (2007->), **CHRYSLER:** Grand Voyager 3.3 (2000-2008), Grand Voyager 3.8 (2007), **DODGE:** Caravan 3.3, **JEEP:** Wrangler 3.8L V6 (2007-2011)
Aplicação / Application: UF-17.011, UF-17.640

Denso Equivalente / Replace



41 dentes / teeth

JOHN DEERE: 370E 13.5, 744E, 744H, 744J, 7450, 1050K, Motor 12.5 (2000-2007), Motor 12.5 (2004-2007), Motor 12.5 (2004-2007), 7750, 7760, 410E 13.5, 824J, 824K, 824K, 944K, 450CLC, 460E 13.5, 844J, 844K, S680 STS, 7350, 7380

Aplicação / Application: UF-17.414


R-0198 Equivalente / Replace:



Motor de Partida / Starter: DENSO: 428000-0130, 428000-0131, 428080-0131, 428000-3860, CATERPILLAR: 2886976, PERKINS: 2873K414, 2873K413, WAI: 19859N, J&N: 410-52424, JOHN DEERE: RE506826, RE515895, RE522852, LESTER: 19859

Aplicação / Application: CATERPILLAR: 320D, 320DGC, 320DL, 323DL, 938H, AP1000E, AP1055E, C6.6, IT38H,

Denso Equivalente / Replace



39 dentes / teeth

(2011-2017), 338 7.6 (2011-2017), 338 CT 7.6 (2011-2017) - **Aplicação / Application:** UF-17.330


R-0199 Equivalente / Replace:



Motor de Partida / Starter: DENSO: 428000-3330, 428000-5120, 428000-6980, 428000-9340, CUMMINS: 4934925

Aplicação / Application: DODGE: Ram 2500 5.9 (2001-2008), Ram 2500 6.7 (2007-2010), Ram 3500 5.9 (2001-2008), CUMMINS: ISB 6.7 (1987->), HINO: 238 7.6 (2011-2017), 258 ALP 7.6 (2011-2017), 268 7.6 (2011-2017), 268A 7.6

Denso Equivalente / Replace



55 dentes / teeth

300 3.0 (2003->), TOYOTA: Avensis 2.0 (2003->), Camry 3.0 V6 (2001->), Avensis 2.4 (2003->), Avensis 2.4 (2003->), Rav 4, Carina, Celina, Celica - **Aplicação / Application:** UF-17.902

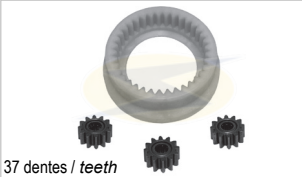
R-0200 Equivalente / Replace:



Motor de Partida / Starter: DENSO: 428000-5880, 428000-5903, 428000-5904, 428000-0152, 428000-1080, 28110-28041, 28100-0A010, 28100-20020, 28100-20021, 28100-2806, 28100-28041, 228000-9902, 228000-9000, 228000-9901, 28100-28072, 22100-0V010, 22100-0V012

Aplicação / Application: LEXUS: ES 350 3.5 (2012->), RX

Denso Equivalente / Replace



37 dentes / teeth

Aplicação / Application: UF-17.471

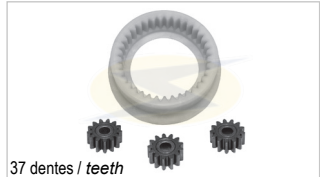
R-0201 Equivalente / Replace:



Motor de Partida / Starter: DENSO: 438000-0471, 438000-0470

Aplicação / Application: BMW: X1, 220i, 225i, 216 1.5 i (2014-2018), 218 1.5 i (2014->), 220 2.0 i (2014->), 225 2.0 i (2014->), 225 2.0 i xDrive (2013->), X1 1.5 sDrive 18 i (2014-2017), X1 2.0 xDrive 25 i (2014->), MINI: Mini Cooper Clubman (2016->) 2.0

Denso Equivalente / Replace



37 dentes / teeth

Aplicação / Application: UF-17.190

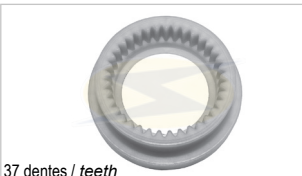
R-0203 Equivalente / Replace:



Motor de Partida / Starter: DENSO: 428000-5380, 438000-0140

Aplicação / Application: ACURA: RL 3.7 (2009-2010), TL 3.5 (2009-2011), HONDA: Accord 3.5 (2008-2012), Accord Crosstour 3.5 (2010-2011), Crosstour 3.5 (2012->), Odyssey 3.5 (2007-2013), Pilot 3.5 (2009-2015), Ridgeline 3.5 (2009-2014), New Civic 1.8 (2012-2016), New Civic 2.0 (2012-2016)

Denso Equivalente / Replace



37 dentes / teeth

Aplicação / Application: UF-17.471

R-0206 Equivalente / Replace:



Motor de Partida / Starter: DENSO: 428000-5950, 428000-4880, 428000-1940, 428000-1941

Aplicação / Application: LAND ROVER: Discovery 3 2.7 (2012), Range Rover Diesel, Discovery 2.7 TD (2004-2009), Range Rover Sport 2.7 TDVM (2005-2009)

Aplicação / Application: UF-17.950

Ford/Motorcraft Equivalente / Replace



45 dentes / teeth

Ford/Motorcraft Equivalente / Replace



45 dentes / teeth

R-0059 Equivalente / Replace:



Motor de Partida / Starter: 96BB 11000-AA 7.119 BI, 6G9N-11000-AC

Aplicação / Application: FORD: Escort, Fiesta, Ka, Mondeo, Focus 1.6/2.0 (2013-2018)

Aplicação / Application: UF-13.118, UF-13.119

R-0074 Equivalente / Replace:

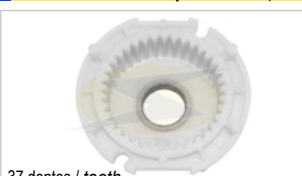


Motor de Partida / Starter: 96BB 11000 AA 7.119BI, 6G9N-11000-AC

Aplicação / Application: FORD: Escort, Fiesta, Ka, Focus 1.6/2.0 (2013-2018)

Aplicação / Application: UF-13.118, UF-13.119

Ford/Motorcraft Equivalente / Replace



37 dentes / teeth

Ford/Motorcraft Equivalente / Replace



45 dentes / teeth

R-0067 Equivalente / Replace:



Motor de Partida / Starter: F8TU-11.000 DD 9251-AI

Aplicação / Application: FORD: Ranger, EcoSport, Bronco

Aplicação / Application: UF-13.120, UF-13.121, UF-13.122

R-0084 Equivalente / Replace:



Motor de Partida / Starter: 96BB 11000-AA 7.119 BI, 6G9N-11000-AC

Aplicação / Application: FORD: Escort, Fiesta, Ka, Focus 1.6/2.0 (2013-2018)

Aplicação / Application: UF-13.118, UF-13.119

Ford/Motorcraft Equivalente / Replace



37 dentes / teeth

R-0092 Equivalente / Replace: c/ 4 engranagens

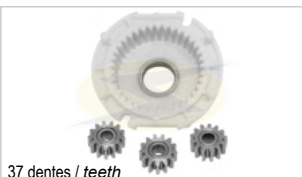


Motor de Partida / Starter: F8TU-11.000 DD 9251-AI

Aplicação / Application: FORD: Ranger, EcoSport.

Aplicação / Application: UF-13.120

Ford/Motorcraft Equivalente / Replace



37 dentes / teeth

R-0093 Equivalente / Replace: c/ 3 engranagens



Motor de Partida / Starter: F07UAA716A, F2TUAATC27A

Aplicação / Application: FORD: Ranger 4.0 Gas, Explorer 4.0, F-1000 Gas, F-4000 4.9 L

Aplicação / Application: UF-13.121, UF-13.122

Ford/Motorcraft Equivalente / Replace



45 dentes / teeth

R - 0212 Equivalente / Replace:

Motor de Partida / Starter: FORD: 8G1T-11000-AE
Aplicação / Application: FORD: Edge 3.5 V6 (2009-2013), Taurus 2.0/3.5 (2010-2017)
Aplicação / Application: UF-13.117

Hitachi Equivalente / Replace



40 dentes / teeth

R - 0175 Equivalente / Replace:

Motor de Partida / Starter: S114-951A, 51899848, 82329
Aplicação / Application: FIAT: Palio 1.0 / 1.3 / 1.4 / Fire (2010), Strada 1.3 / 1.4 / Fire (2010), Uno 1.0 / 1.3 / 1.4 / Fire (2010), Siena 1.0 / 1.3 / 1.4 / Fire (2010), Punto 1.0 / 1.3 / 1.4 / Fire (2010).
Aplicação / Application: UF-19.951

Iskra Equivalente / Replace



38 dentes / teeth

R - 0150 Equivalente / Replace:

Motor de Partida / Starter: 11 131 112 / 116 / 198 / 279 / 315 / 515 / 526 / 533 / 535 / 570 / 605 / 606 / 659 / 716 / 728 / 731 / 746 / 751 / 761 / 773 / 780 / 781 / 802 / 821 / 833 / 885 / 890 / 892 / 916 / 921 / 932 / 942 / 946 / 947 / 951 / 953 / 956 / 957 / 964 / 966 / 983 / 984 / 989, 11 132 010 / 050 / 051 / 057 / 058 / 064 / 067 / 068 / 084 / 101 / 134 / 144 / 153 / 154 / 155 / 156 / 158 / 159 / 160 / 165 / 166 / 168 / 169 / 173 / 180 / 182 / 193 / 196 / 227 / 278 / 279 / 293 / 305 / 306 / 324 / 332 / 344, **AZE41** 22 / 23 / 24 / 25 / 39 / 50 / 51 / 65 / 66 / 67 / 68 / 69 / 70 / 71 / 72 / 73 / 76 / 83 / 85 / 89 / 90 / 92 / 93 / 94 / 95 / 97 / 99, **AZE42** 01 / 02 / 03 / 04 / 05 / 07 / 08 / 13 / 14 / 15 / 17 / 21 / 22 / 23 / 24 / 25 / 26 / 27 / 28 / 30 / 33 / 34 / 38 / 39 / 40 / 41 / 43 / 44 / 45 / 47 / 48 / 50 / 51 / 52 / 53 / 54 / 55 / 56 / 61 / 65 / 66 / 68 / 69 / 70 / 72 / 73 / 76, **AZE45** 36 / 40 / 57 / 73 / 79, MS148, IS1090, MS397, IS1153, MS34, IS1297, MS235, IS1303, MS170, IS1315, MS41, IS1322, MS240, IS1323, MS222, IS1348, MS18, IS1383, IS1064

Aplicação / Application: ATLAS COPCO: Gerador QAS60 / QAS80 / QAS100, **BOBCAT:** Manipulador telescópico T2256 / T2566 / T3571 / T35100 / T35120 / T40140 / T40170 / TL360 / TL470 / TR40250 / TR45190 / T50120, **CASE:** 110, 68, 75, 80, 86, 3220, 3230, 380, 385, 395, 4210, 4230, 4240, 485, 495, 585, 595, 685, 695, 785, 795, 885, 895, 995, Mini pá carregadeira SR200 / SR250 / SV250 / SV300, Retroscavadeira 580 ST / 590 SN / 590 ST / 695 ST, Trator 1394 / 1494 / 1594 / 1690 / 1694 / 2094 / 2294 / 2394, Trator Farmall 55 / 65 / 75 / 85 / 95 / 105 / 110 / 115, Trator JX 60 / 70 / 80, Trator Quantum 65 / 75 / 85, **IVECO:** 50-8, 50-9, 55-8, 60-8, 60-11, 65-9, 65-12, 75-12, 75-14, 79-12, **JCB (Máquinas):** Escavadeira 817 / 818 / 820, Pá carregadeira 420 / 430, Retroscavadeira 3CX-4 / 4CX, **JOHN DEERE:** 6700, Engine 2.9/3.9/4.5/6.8, Colheiteiras, Tratores, **LINDE:** Empilhadeira H35D, **MASSEY FERGUSON:** Trator MF6270 / MF6280 / MF6290 / MF8140 / MF8150 / MF8250 / MF8260 / MF8270 / MF8280, MF 5300 **NEW HOLLAND:** Trator T4020 / T4030 / T4040 / T4050, Trator de esteiras TK4020 / K4030 / TK4040 / TK4050 / TK4060, **TEREX:** Pá carregadeira TL160, Retroscavadeira TLB840 / TLB890, **CRYSTAL TRACTOR:** ORION 13, **VALTRA:** 1180 S, A650, A72, A75, A83, A850, A93, A950, A95N, **ZETOR, IH, GM:** Empilhadeira Motor Vortec 4.3

Aplicação / Application: UF-18.622, UF-18.623

Iskra Equivalente / Replace



42 dentes / teeth

R - 0160 Equivalente / Replace:

Motor de Partida / Starter: 11 131 995, 11 132 230, 11 131 849, 11 131 805, 11 131 303
Aplicação / Application: HATZ: 1B40 0.5, JCB: Motores 4.4 / 4.8
Aplicação / Application: UF-18.944

Iskra Equivalente / Replace



42 dentes / teeth

R - 0215 Equivalente / Replace:

Motor de Partida / Starter: ISKRA: MS440, IS0941, 11 130 941, MS246, IS1120, 11 131 370, AZF4524, AZF4595.
Aplicação / Application: NEW HOLLAND: CX720, CX740, CX760, CX780, CX820, CX840, FC
Aplicação / Application: UF-18.979

Iskra Equivalente / Replace



42 dentes / teeth

R - 0146 Equivalente / Replace:

Motor de Partida / Starter: 11 130 728 / 729 / 730 / 748 / 785 / 793 / 836 / 841 / 842 / 904 / 944 / 945 / 999, 11 131 014 / 060 / 065 / 077 / 145 / 150 / 167 / 191 / 228 / 237 / 254 / 266 / 271 / 274 / 300 / 318 / 335 / 352 / 356 / 357 / 359 / 374 / 375 / 376 / 382 / 398 / 399 / 407 / 430 / 433 / 436 / 452 / 464 / 488 / 490 / 507 / 508 / 520 / 524 / 542 / 550 / 573 / 574 / 575 / 602 / 604 / 611 / 612 / 613 / 640 / 658 / 705 / 706 / 709 / 723 / 727 / 763 / 775 /

776 / 782 / 783 / 784 / 790 / 797 / 811 / 829 / 841 / 846 / 855 / 856 / 862 / 863 / 883 / 893 / 894 / 896 / 897 / 898 / 900 / 920 / 929 / 930 / 945 / 965 / 987, 11 132 008 / 012 / 027 / 041 / 042 / 045 / 046 / 047 / 056 / 062 / 066 / 069 / 070 / 073 / 083 / 086 / 094 / 099 / 106 / 118 / 122 / 123 / 125 / 149 / 150 / 164 / 170 / 174 / 175 / 176 / 183 / 188 / 189 / 194 / 197 / 198 / 236 / 259 / 260 / 262 / 268 / 270 / 276 / 290 / 291 / 302 / 310 / 325 / 328 / 356 / 359 / 370, **AZF45** 07 / 08 / 09 / 10 / 11 / 21 / 13 / 14 / 15 / 20 / 27 / 28 / 35 / 38 / 41 / 42 / 45 / 53 / 54 / 59 / 62 / 69 / 70 / 71 / 75 / 72 / 73 / 77 / 82 / 88 / 91 / 92 / 93 / 94 / 96 / 97 / 98, **AZF41** 03 / 04 / 06 / 08 / 15 / 16 / 19 / 21 / 22 / 29 / 30 / 31 / 32 / 35 / 37 / 41 / 43 / 46 / 47 / 48 / 54 / 55 / 58 / 59 / 60 / 64 / 70 / 83 / 84 / 85 / 87 / 90 / 96, **AZF42** 01 / 04 / 05 / 06 / 07 / 09 / 14 / 20 / 22 / 37 / 27 / 28 / 29 / 30 / 40 / 42 / 43 / 45 / 46 / 47 / 48 / 51 / 53 / 54 / 58 / 60 / 66 / 69 / 70 / 73 / 76 / 77 / 79 / 80 / 81 / 83 / 84 / 86 / 87 / 88 / 91 / 92 / 94 / 95 / 96 / 98, **AZF43** 04 / 05 / 06 / 08 / 15 / 16 / 18 / 19 / 20 / 21 / 22 / 24 / 26 / 27 / 29 / 30 / 31 / 41 / 45 / 46 / 47 / 49 / 50 / 52 / 56 / 57 / 60 / 61 / 62 / 64 / 69 / 70 / 74

Aplicação / Application: CHALLENGER: Colheiteadeira 652C / 660B / 670B / 672C, Pulverizador (gafanhoto) RoGator RG635B / RG645B / RG655B / RG1100 / RG1300, Trator TerraGator TG845, Trator de esteiras MT665D / MT685D / MT745D / MT755D / MT755E / MT765D / MT765E / MT775E, **BOBCAT:** Mini pá carregadeira 975, **CASE:** Tratores CS / CVX / JX / JXU / Maxxum / MXU / MXM / Puma / Quantum, **JOHN DEERE:** Colheiteadeiras, Retroscavadeira 210C / 210LE / 300B/D / 310C/B/D/E/G / 315C/D/CH/G / 410C/E/G / 610C / JD310 / JD350A / JD400A / JD450A/B/C, Tratores, **KOMATSU:** Retroscavadeira WB975-S, **MAN:** Caminhões 6100 / 8100 / 8110 / 8150 / 8153 / 8163 / 8185 / 8220 / 8223 / 8224 / 9150 / 05 / 06 / 08 / 9163 / 9185 / 9223 / 9224 / 10145 / 10150 / 10153 / 10163 / 10220 / 10223 / 10224 / 11150 / 11190 / 11220 / 11230 / 12152 / 12162 / 12163 / 12192 / 12222 / 12224 / 12232 / 12255 / 12262 / 12264 / 12272 / 12284 / 12285 / 13220 / 13230 / 14152 / 14162 / 14163 / 14192 / 14220 / 14222 / 14224 / 14232 / 14262 / 14264 / 14272 / 14282 / 15163 / 15224 / 15264 / 15284 / 17192 / 17222 / 17232 / 17272 / 18192, 18220 / 18222 / 18224 / 18232 / 18262 / 18264 / 18272 / 18284 / 20224 / 20264 / 20284 / 24192 / 24222 / 24232 / 24262 / 24272 / 25224 / 26225 / 26285 / LE160C / LE180C / LE220C / ME220B / ME250B / ME280B, Ônibus NM152 / NM182 / NM192 / NM222 / NM223 / SM152 / SM192, **MASSEY FERGUSON:** Tratores, **MERCEDES-BENZ:** Vario, Ônibus O520 (Cito) / O530 (Citaro), **NEW HOLLAND:** Colheiteadeira HW300 / HW320 / HW340, Tratores T6 / T7 / TB / TM / TS / TV, **VALMET:** Tratores, **VALTRA:** Tratores, **ZETOR:** Tratores, **CATERPILLAR:** Máquinas Challenger diversas.

Aplicação / Application: UF-18.832

Iskra Equivalente / Replace



42 dentes / teeth


R - 0156 Equivalente / Replace:

Motor de Partida / Starter: 11 131 848, 11 131 292, 11 131 697, 11 131 711, 11 132 113, AZF4181, AZF4224, AZF4186, AZF4301, AZF4576
Aplicação / Application: JCB: 524-50-AGRI, 526-56-AGRI, 527-55-AGRI, 531-70-AGRI, 535-95-AGRI, 536-60-AGRI, 536-70-AGRI, 541-70-AGRI, Retroscavadeira 2CX, 3CX/PLUS/CLL, 4CX, Carregadeira compacta 225T, DIESELMAX NA,TC,TCA,

TC, TCA, ECOMAX TCAE, Motores JCB444, GENSETS G66 QX, LOADALL 526-56, 527-58, 531-70, 533-105, 535-125-HViz, 535-140-HViz, 535-95, 536-60, 540-140, 540-170, 541-70, 550-140, 550-170, 550-80, Carregadeira 540-140, Empilhadeiras 926-2WD/4WD, 930-2WD/4WD, 940-2WD/4WD, Mincarregadeira 110HF, 190HF, 225, 226 T, 260, 260T, 280, 300, 300 T, 320T, 325 T, 330, TELEMASTER TN 220 Agri, TM 180 Agri, TM 310 Agri, TM 310-WM, TM 320, TM 320 S, TM 320 VM, Manipulador telescópico 535-95, 540-140, 540-200, Rolo compressor VM115PD/HDPD, VM137, VTM860, WASTEMASTER Manipulador telescópico 527-55-WM, 531-70-WM, 541-70-WM, WASTEMASTER Mincarregadeira 110-WM, 190-WM, Tratores 411HT, WM, 411HT-SHL, WM, 412-AGRI, 412-WM, 414-WM, 414S-AGRI, 416-WM, 416HT, 416S-AGRI, MOSA GE 125 JSX, Motores SM100-125 B, SM125-175 A, SM125-175 B, SM125-175 B3

Aplicação / Application: UF-18.446

Iskra Equivalente / Replace




38 dentes / teeth

R - 0184 Equivalente / Replace:

Motor de Partida / Starter: ISKRA: 11 131 948, 11 131 949, 11 131 950, 11 131 223, 11 131 458, 11 131 983, 11 132 077, 11 131 600, 11 131 663, AZE6563, AZE4213, AZE4566, AZE6555, AZE6530, AZE6556, AZE6537

Aplicação / Application: GENIE: GTH-3007 3.7 (2005->), HOLDER: C9.78H Tool Carrier 4.1, KHD: Motor 3.0 (2000->), Motor 3.2 (2002->), RAYCO: Super RG50 3.2 (2004->), TEREX: Atlet 2506 (2004->), Atlet 3007 3.7 (2004->), TEREX TC75 3.7 (2005->), VOLVO: L20B 3.7 (2002-2009), L25B 3.7 (2002-2009), L30B 3.7 (2000->), L35B 3.7 (2000->), ATLAS COPCO, BOMAG, DEUTZ AG, GEHL, HAMM, KRAMER ALLRAD, LIEBHERR, WACKER NEUSON, WEIDEMANN, PUTZMEISTER - **Aplicação / Application:** UF-18.628

Jhaem Equivalente / Replace




40 dentes / teeth

R - 0185 Equivalente / Replace:

Motor de Partida / Starter: JHAEM:
JM000A15001, **HYUNDAI:** 36100-03400,
Aplicação / Application: KIA: Rio (2011->), Picanto 1.0 (2004->), **HYUNDAI:** i10 1.2 (2008-2013), i20 1.2 (2008-2013)
Aplicação / Application: UF-14.400

Jhaem Equivalente / Replace




40 dentes / teeth

R - 0188 Equivalente / Replace:

Motor de Partida / Starter: JHAEM:
JM000A15001, **HYUNDAI:** 36100-03400,
Aplicação / Application: KIA: Rio (2011->), Picanto 1.0 (2004->), **HYUNDAI:** i10 1.2 (2008-2013), i20 1.2 (2008-2013)
Aplicação / Application: UF-14.400

Jhaem Equivalente / Replace




40 dentes / teeth

R - 0213 Equivalente / Replace:

Motor de Partida / Starter: JHAEM:
103100GG010, QDY1289
Aplicação / Application: JAC: J3 1.4 (2010->), J2 1.4 (2010->)
Aplicação / Application: UF-14.289

Jhaem Equivalente / Replace




40 dentes / teeth

R - 0214 Equivalente / Replace:

Motor de Partida / Starter: JHAEM:
103100GG010, QDY1289
Aplicação / Application: JAC: J3 1.4 (2010->), J2 1.4 (2010->)
Aplicação / Application: UF-14.289

Jheeco Equivalente / Replace




38 dentes / teeth

R - 0204 Equivalente / Replace:

Motor de Partida / Starter: JHEECO:
1043100GG01C
Aplicação / Application: JAC: J3 1.4 (2011->), J5 (2015->), New City (2015->), New Civic (2012->), CRV (2012->)

Jheeco Equivalente / Replace




38 dentes / teeth

R - 0205 Equivalente / Replace:

Motor de Partida / Starter: JHEECO:
1043100GG01C
Aplicação / Application: JAC: J3 1.4 (2011->), J5 (2015->), New City (2015->), New Civic (2012->), CRV (2012->)

Mitsuba Equivalente / Replace




41 dentes / teeth

R - 0166 Equivalente / Replace:

Motor de Partida / Starter: SM74018, SM74012
Aplicação / Application: HONDA: New Fit (2015->), New City (2015->), New Civic (2012->), CRV (2012->)

Mitsubishi / Delco Equivalente / Replace




43 dentes / teeth

R - 0066 Equivalente / Replace:

Motor de Partida / Starter: CGP 25
Aplicação / Application: CHEVROLET-GM: Omega/Suprema Gl S 95-98/ Cd 6cc 4.1 Mpf; **CLARK:** Empilhadeira / Forklift, **MINI:** Empilhadeira / Forklift, Pajero V6 Gas
Aplicação / Application: UF-14.711, UF-15.101

Mitsubishi Equivalente / Replace




42 dentes / teeth

R - 0070 Equivalente / Replace: M135X01571

Motor de Partida / Starter: MITSUBISHI: M000T-80081 / 80381 / 80881 / 80981 / 81081 / 82081 / 82081ZE / 92581 / 88481ZC / 93981, **FORD:** 6E5T-11000-AB **CITROEN:** 965631768003, **HYUNDAI:** 36100-3E020, 36100-23060, **VALEO:** 1250300
Aplicação / Application: NISSAN, MAZDA: 323, 626, MPV, MX-5, Premacy, **CHEVROLET-GM:** S-10, **KIA:** Rio, Cerato, **MARCOPOLO:**

Mitsubishi Equivalente / Replace



43 dentes / teeth


R - 0072 Equivalente / Replace:

Motor de Partida / Starter: MANDO, MITSUBISHI PMGR (TIPO/TYPE: 4G33-4G63-4G64-6G72), 934850, 920971, 921615, 8027822, 17176, M1T79681, M1T79780, M1T79781, M2T79681, MD318086, MD320618, 91273211, 019781

Aplicação / Application: (1985 - 2000) AMC, CHEVROLET-GM, CHRYSLER, DODGE, EAGLE, FORD, GEO, HYUNDAI, INFINITI, JEEP, MAZDA, MERCURY, MITSUBISHI, NISSAN, PLYMOUTH, SUBARU, SUZUKI, CATERPILLAR, CLARK

Volare, **CITROEN:** C4 Pallas VTR, C5, Picasso, Aircross, C4 Cactus, **PEUGEOT:** 206, 306, 407, 307, **MITSUBISHI:** Pajero 2.0, **HYUNDAI:** Coupe, Elantra, Lantra, Matrix, Tiburon, **FORD:** Fusion, **MERCURY:** Milan. - **Aplicação / Application: UF-15.100**

Mitsubishi Equivalente / Replace

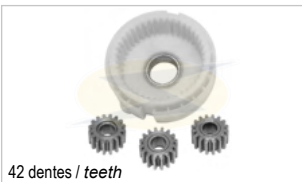


42 dentes / teeth

R - 0073 Equivalente / Replace:

Motor de Partida / Starter:
Aplicação / Application: RENAULT, HYSTER: Empilhadeira / Forklift
Aplicação / Application: UF-15.104

Mitsubishi Equivalente / Replace



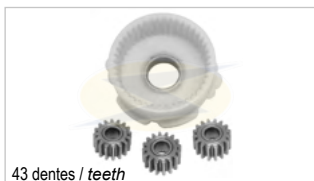
42 dentes / teeth

R - 0096 Equivalente / Replace: M135X01571

Motor de Partida / Starter: MITSUBISHI: M000T-80081 / 80381 / 80881 / 80981 / 81081 / 82081 / 82081ZE / 92581 / 88481ZC / 93981, **FORD:** 6E5T-11000-AB **CITROEN:** 965631768003, **HYUNDAI:** 36100-3E020, 36100-23060, **VALEO:** 1250300
Aplicação / Application: NISSAN, MAZDA: 323, 626, MPV, MX-5, Premacy, **CHEVROLET-GM:** S-10, **KIA:** Rio, Cerato, **MARCOPOLO:**

Volare, **CITROEN:** C4 Pallas VTR, C5, Picasso, Aircross, C4 Cactus, **PEUGEOT:** 206, 306, 407, 307, **MITSUBISHI:** Pajero 2.0, **HYUNDAI:** Coupe, Elantra, Lantra, Matrix, Tiburon, **FORD:** Fusion, **MERCURY:** Milan. - **Aplicação / Application: UF-15.100**

Mitsubishi Equivalente / Replace

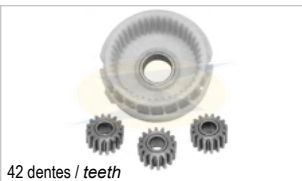


43 dentes / teeth

R - 0099 Equivalente / Replace:

Motor de Partida / Starter: MANDO, MITSUBISHI PMGR (TIPO / TYPE: 4G33-4G63-4G64-6G72), 934850, 920971, 921615, 8027822, 17176, M1T79681, M1T79780, M1T79781, M2T79681, MD318086, MD320618, 91273211, 019781
Aplicação / Application: (1985 - 2000) AMC, CHEVROLET, CHRYSLER, DODGE, EAGLE, FORD, GEO, HYUNDAI, INFINITI, JEEP, MAZDA, MERCURY, MITSUBISHI, NISSAN, PLYMOUTH, SUBARU, SUZUKI, CATERPILLAR, CLARK

Mitsubishi Equivalente / Replace




42 dentes / teeth

R - 0098 Equivalente / Replace:

Motor de Partida / Starter:
Aplicação / Application: RENAULT, HYSTER: Empilhadeira / Forklift
Aplicação / Application: UF-15.104

Mitsubishi/Delco Equivalente / Replace

R - 0100 Equivalente / Replace:




43 dentes / teeth

Motor de Partida / Starter: CGP 25
Aplicação / Application: CHEVROLET-GM: Omega/Suprema G1 S 95-98/ Cd Gcc 4.1 Mpf; CLARK: Empilhadeira / Forklift, MITSUBISHI: Empilhadeira / Forklift, Pajero V6 Gas
Aplicação / Application: UF-14.711, UF-15.101

Mitsubishi Equivalente / Replace

R - 0102 Equivalente / Replace:



44 dentes / teeth

Motor de Partida / Starter: M002T87771, M002T87171ZT, 1810A062, 1810A143, MIT 72483 / 72483ZC / 79481 / 79482 / 93071 / 93071ZC / 93371 / 93571, M2T 80582 / 84071 / 84171 / 84571 / 85271 / 85471 / 86271 / 87071 / 87171 / 87171ZT / 87271 / 87271ZT / 87371 / 87471 / 87571 / 87671 / 87871 / 87971 / 88071 / 88171 / 88271 / 88372 / 88471 / 88571 / 88572 / 88671 / 88971, MD3 12857 / 12858 / 14167 / 15547 / 15548 / 31137 / 44183 / 48221

Aplicação / Application: TROLLER: T4 2.8 Td Mwm 4 Cc Sprint (2001->), DODGE: Caravan, Grand Caravan, Dakota, Avenger, Caliber, JEEP: Grand Cherokee, Cherokee, Wagoneer, Compass, Patriot, MITSUBISHI: Canter, Challenger, Galant, L200, L 300, L 400, Montero, Pajero, Space Gear, Colt, Space Wagon, Lancer, Delica, Grandis, Outlander, SUZUKI: Vitara, Grand Vitara, Jimny, Samurai, X-90, PEUGEOT: 605, Boxer, CITROEN: Jumper, HYUNDAI: H-1, H100, Porter, Starex, Galloper, PROTON: Persona 420, KIA: 2500, Pregio, CHEVROLET: S-10 C/ Motor Mwm 2.8 Sprint, Cruze, Trax, OPEL: Astra, Meriva, Mokka, VAUXHALL: Movano, Astra, Meriva, Mokka, FORD: Ranger, MAZDA: 3, 5, 6, MPV, B 2500, BT-50, MPV, 323, E 2000, E 2200, Premacy, RENAULT: Master, CHRYSLER: Voyager, PT Cruiser

Aplicação / Application: UF-15.103

Mitsubishi Equivalente / Replace

R - 0137 Equivalente / Replace:




44 dentes / teeth

Motor de Partida / Starter: M8T62671, M008T55779, M008T55578, M008T61671
Aplicação / Application: MAN: SERIES: 7 / 8 / 10 / 12 / 13 / 15 / 18 / 26, VOLKSWAGEN: Constellation 17.280, 24.280, VOLVO: Penta D4, D6, IVECO: 180 E/T 7.8, 190 E/S/T 7.8, 260 E/S/T 7.8, 340 T 7.8
Aplicação / Application: UF-15.105, UF-15.108

Mitsubishi Equivalente / Replace

R - 0154 Equivalente / Replace:



41 dentes / teeth

Motor de Partida / Starter: MITSUBISHI: M000T36071, M000T16271ZC, M000I371ZC, M000T36571ZC, DELCO: 12601721, FORD: 9E5T-11000-AC, GM: 12617229
Aplicação / Application: FORD: Fusion 3.0L V6 (2010), MERCURY: Milan 3.0L V6 (2010), FIAT: Sedici 1.6/1.9 (2006-2014), SUBARU: Justy 1.3/1.5 (2003-2007), SUZUKI: Ignis

1.3/1.5 (2003->), Jimny 1.3 (2001-2005), Liana 1.3/1.6 (2001->), Swift 1.3 (2006->), BUICK: Allure 3.6 (2007-2010), Enclave 3.6 (2008-2017), LaCrosse 3.6 (2007-2016), Rendezvous 3.6 (2006), CADILLAC: ATS (2013-2015), CTS 3.6 (2007-2013), SRX 3.6 (2006-2016), STS 3.6 (2006-2011), XTS 3.6 (2013), CHEVROLET-GM: Caprice (2011-2013), Captiva 3.6 V6, Camaro 3.6 (2010-2015), Colorado 3.6 (2013-2016), Equinox 3.6 (2008-2017), Impala 3.6 (2014-2017), Malibu 3.6 (2008-2012), Traverse 3.6 (2009-2017), GMC: Acadia 3.6 (2007-2015), Canyon 3.6 (2015-2016), Terrain 3.6 (2013-2017), PONTIAC: G6 3.6 (2007-2009), Torrent 3.6 (2008-2009), Aura 3.6 (2007-2009), Outlook 3.6 (2007-2010), Vue (2008-2010) - **Aplicação / Application:** UF-15.102, UF-15.111

Mitsubishi Equivalente / Replace

R - 0165 Equivalente / Replace:



43 dentes / teeth

Motor de Partida / Starter: MITSUBISHI: M002T86071ZT, M002T85971ZT, FOMOCO: AB39-11000-BA, AB39-11000-AA
Aplicação / Application: FORD: Ranger 2.2 4CC (2013->), Ranger 3.2 5CC TDi (2013->), TROLLER: Troller T4 3.2 5CC TDi (2015->)
Aplicação / Application: UF-15.113

Mitsubishi Equivalente / Replace

R - 0101 Equivalente / Replace:



44 dentes / teeth

Motor de Partida / Starter: M002T87771, M002T87171ZT, 1810A062, 1810A143, MIT 72483 / 72483ZC / 79481 / 79482 / 93071 / 93071ZC / 93371 / 93571, M2T 80582 / 84071 / 84171 / 84571 / 85271 / 85471 / 86271 / 87071 / 87171 / 87171ZT / 87271 / 87271ZT / 87371 / 87471 / 87571 / 87671 / 87871 / 87971 / 88071 / 88171 / 88271 / 88372 / 88471 / 88571 / 88572 / 88671 /

88971, MD3 12857 / 12858 / 14167 / 15547 / 15548 / 31137 / 44183 / 48221

Aplicação / Application: TROLLER: T4 2.8 Td Mwm 4 Cc Sprint (2001->), DODGE: Caravan, Grand Caravan, Dakota, Avenger, Caliber, JEEP: Grand Cherokee, Cherokee, Wagoneer, Compass, Patriot, MITSUBISHI: Canter, Challenger, Galant, L200, L 300, L 400, Montero, Pajero, Space Gear, Colt, Space Wagon, Lancer, Delica, Grandis, Outlander, SUZUKI: Vitara, Grand Vitara, Jimny, Samurai, X-90, PEUGEOT: 605, Boxer, CITROEN: Jumper, HYUNDAI: H-1, H100, Porter, Starex, Galloper, PROTON: Persona 420, KIA: 2500, Pregio, CHEVROLET: S-10 C/ Motor Mwm 2.8 Sprint, Cruze, Trax, OPEL: Astra, Meriva, Mokka, VAUXHALL: Movano, Astra, Meriva, Mokka, FORD: Ranger, MAZDA: 3, 5, 6, MPV, B 2500, BT-50, MPV, 323, E 2000, E 2200, Premacy, RENAULT: Master, CHRYSLER: Voyager, PT Cruiser

Aplicação / Application: UF-15.103

Mitsubishi Equivalente / Replace

R - 0103 Equivalente / Replace:



88572 / 88671 / 88971, MD3 12857 / 12858 / 14167 / 15547 / 15548 / 31137 / 44183 / 48221

Motor de Partida / Starter: M001T79781 12V, M002T87771, M002T87171ZT, 1810A062, 1810A143, MIT 72483 / 72483ZC / 79481 / 79482 / 93071 / 93071ZC / 93371 / 93571, M2T 80582 / 84071 / 84171 / 84571 / 85271 / 85471 / 86271 / 87071 / 87171 / 87171ZT / 87271 / 87271ZT / 87371 / 87471 / 87571 / 87671 / 87871 / 87971 / 88071 / 88171 / 88271 / 88372 / 88471 / 88571 /

88572 / 88671 / 88971, MD3 12857 / 12858 / 14167 / 15547 / 15548 / 31137 / 44183 / 48221

Aplicação / Application: CLARK: Empilhadeira / Forklift, HYSTER: Empilhadeira / Forklift, TROLLER: T4 2.8 Td Mwm 4 Cc Sprint (2001->), DODGE: Caravan, Grand Caravan, Dakota, Avenger, Caliber, JEEP: Grand Cherokee, Cherokee, Wagoneer, Compass, Patriot, MITSUBISHI: Empilhadeira / Forklift, Pajero, Canter, Challenger, Galant, L200, L300, L400, Montero, Space Gear, Colt, Space Wagon, Lancer, Delica, Grandis, Outlander, SUZUKI: Vitara, Grand Vitara, Jimny, Samurai, X-90, PEUGEOT: 605, Boxer, CITROEN: Jumper, HYUNDAI: H-1, H100, Porter, Starex, Galloper, PROTON: Persona 420, KIA: 2500, Pregio, CHEVROLET: S-10 C/ Motor Mwm 2.8 Sprint, Cruze, Trax, OPEL: Astra, Meriva, Mokka, VAUXHALL: Movano, Astra, Meriva, Mokka, FORD: Ranger, MAZDA: 3, 5, 6, MPV, B 2500, BT-50, MPV, 323, E 2000, E 2200, Premacy, RENAULT: Master, CHRYSLER: Voyager, PT Cruiser

Aplicação / Application: Reparo (Amortecedor) Das Planetárias - UF-15.101, UF-15.103, UF-15.104

Mitsubishi Equivalente / Replace

R - 0142 Equivalente / Replace:




44 dentes / teeth

Motor de Partida / Starter: M8T62671, M008T55779, M008T55578, M008T61671
Aplicação / Application: MAN: SERIES: 7 / 8 / 10 / 12 / 13 / 15 / 18 / 26, VOLKSWAGEN: Constellation 17.280, 24.280, VOLVO: Penta D4, D6, IVECO: 180 E/T 7.8, 190 E/S/T 7.8, 260 E/S/T 7.8, 340 T 7.8
Aplicação / Application: UF-15.108

Mitsubishi Equivalente / Replace

R - 0155 Equivalente / Replace:




42 dentes / teeth

Motor de Partida / Starter: M000TD1371ZE
Aplicação / Application: RENAULT: Sandero (2018), Logan 2018, NISSAN: Versa
Aplicação / Application: UF-15.109

Mitsubishi Equivalente / Replace

R - 0176 Equivalente / Replace:



44 dentes / teeth

Motor de Partida / Starter: 12673600, 695085118, BZ163 492937817MC
Aplicação / Application: GM: Cruze, Tracker, OPEL: Astra
Aplicação / Application: UF-15.112

Mitsubishi Equivalente / Replace

R - 0180 Equivalente / Replace:



43 dentes / teeth


Motor de Partida / Starter: MITSUBISHI: M002T86071ZT, M002T85971ZT, **FOMOCO:** AB39-11000-BA, AB39-11000-AA

Aplicação / Application: FORD: Ranger 2.2 4CC (2013->), Ranger 3.2 5CC TDi (2013->), **TROLLER:** Troller T4 3.2 5CC TDi (2015->)

Aplicação / Application: UF-15.113

Mitsubishi Equivalente / Replace

R - 0210 Equivalente / Replace:



43 dentes / teeth


Motor de Partida / Starter: MITSUBISHI: M000TC0271

Aplicação / Application: MITSUBISHI: ASX 1.8 (2010->), ASX 2.4 (2010->), Lancer 1.8 (2010->), Lancer 2.4 (2010->), Outlander 1.8 (2010->), Outlander 2.4 (2010->)

Aplicação / Application: UF-15.114

Mitsubishi Equivalente / Replace

R - 0216 Equivalente / Replace:



41 dentes / teeth


Motor de Partida / Starter: MITSUBISHI: M000T16271ZC, M000t371ZC, M000T36071, M000T36571ZC, **DELCO:** 12601721, **FORD:** 9E5T-11000-AC, **GM:** 12617229

Aplicação / Application: FORD: Fusion 3.0L V6 (2010), **MERCURY:** Milan 3.0L V6 (2010), **FIAT:** Sedici 1.6/1.9 (2006-2014), **SUBARU:** Justy 1.3/1.5 (2003-2007), **SUZUKI:** Ignis 1.3/1.5

(2003->), Jimmy 1.3 (2001-2005), Liana 1.3/1.6 (2001->), Swift 1.3 (2006->), **BUICK:** Allure 3.6 (2007-2010), Enclave 3.6 (2008-2017), LaCrosse 3.6 (2007-2016), Rendezvous 3.6 (2006), **CADILLAC:** ATS (2013-2015), CTS 3.6 (2007-2013), SRX 3.6 (2006-2016), STS 3.6 (2006-2011), XTS 3.6 (2013), **CHEVROLET-GM:** Camaro (2010-2015), Caprice (2011-2013), Captiva 3.6 V6, Camaro 3.6 (2010-2015), Colorado 3.6 (2013-2016), Equinox 3.6 (2008-2017), Impala 3.6 (2014-2017), Malibu 3.6 (2008-2012), Traverse 3.6 (2009-2017), **GMC:** Acadia 3.6 (2007-2015), Canyon 3.6 (2015-2016), Terrain 3.6 (2013-2017), **PONTIAC:** G6 3.6 (2007-2009), Torrent, Aura, Outlook, Vue - **Aplicação / Application: UF-15.102**

Prestolite Equivalente / Replace

R - 0095 Equivalente / Replace:



39 dentes / teeth


Motor de Partida / Starter: 352 58 580, 352 58 940, 352 58 950, 352 58 490, 352 58 540, 352 58 660, 352 58 690, 352 58 710, 352 58 820, 352 58 880, 352 58 960, 352 58 040

Aplicação / Application: AGRALE: Ônibus Volare, **CHEVROLET-GM:** Blazer, S10, D20, Silverado, **CUMMINS:** Motores Séries 6bt (Dianteiro) / B6 /Bt5.9l, **FORD:** Cargo 1416 / 1722

/ 1716, F-14000, F-1000, Ranger, **JOHN DEERE:** Tratores, **MASSEY-FERGUSON:** Trator, **MAXION:** Motores, **MERCEDES-BENZ:** 180d- Kombi Espanhola, Ônibus, Caminhões, Mb 180 D, Ônibus, Sprinter C/ Motor Maxion Hs, **PERKINS:** Motores 4.203 / 3.152 / 4.236 / 6.354, **PEUGEOT:** 504, 505, **VOLKSWAGEN:** Caminhão 15-160 **Aplicação / Application: UF- 12.147, UF- 12.149, UF- 12.212, UF- 12.219, UF- 12.221, UF- 12.222, UF- 12.343, UF- 12.412, UF- 12.419, UF- 12.421, UF- 12.422, UF- 12.443, UF- 12.447, UF- 12.449**

Prestolite Equivalente / Replace

R - 0111 Equivalente / Replace:



48 dentes / teeth

Motor de Partida / Starter: 35259 200 / 240 / 260 / 290 / 340 / 360 / 440 / 450 / 460 / 500 / 520 / 550 / 730 / 770 / 780 / 810 / 820 / 830 / 840, 35260 830 / 840 / 870 / 900 / 910, 35261 000 / 050 / 130 / 135 / 160 / 185 / 345 / 385 / 395 / 445 / 680 / 690 / 740 / 770 / 780 / 900, 35262 010 / 020 / 130 / 190

Aplicação / Application: AGRALE: Marruá Mwm Sprint 4.07, **CATERPILLAR:** Blue Bird Usa Cat 3126 7.2 / 7.2 (Ocp), **CUM-**

MINS: Isb02 5.8c 8.3b/Elet., 5.9 C, 6ct 8.3c, 6cta 8.3c, **CNH (CASE, NEW HOLLAND):** Linha Tm Exitus: Tm135, Tm150, Tm165, Tm180, Ts100, Ts110, Ts120, Genesis Powerstar, **DEUTZ:** Ônibus Deutz 1013 L6, **DIMEX:** Caminhão Cummins C, **DON ROQUE:** Colheitadeira / Combine Rv125, Rv150h Cummins C8.3/Elect, **JOHN DEERE:** 7820 6081h 6 Cil., Colheitadeira / Combine 1550, 6081h 6 Cil. 8.12, Trator 6 Cil. - 5410 4045d 4 Cil.4.5 - 5600 4039d 4 Cil. 3.9 - 5700 4039t 4 Cil. 3.9 - 6300 4039t 4 Cil. 3.9 - 6600 6059t 6 Cil. 5.9 - 5320n, 3029t 3 Cil. 2.9 - 5520n 4045t 4 Cil. 4.5, Bulldozer 570/ 570 A 6 Cil. - Trator 627/ 727 6 Cil. - Trator 1420/ 2330/ 2420/ 2530/ 2730 Todos 3 E 4 Cil. - Trator 2850 6.359/ 3140 6.359/ 3350 6.359/ 3540 6.359/ 3550 6.359 4.239 D. - Trator 3420/ 3530/ 4420/4530/ 6005/ 7505 Todos 6 Cil., **FORD:** Cummins B 5.9, Cargo 2422 /2425 /2630 Cummins 6ctaa 8.3, Cargo 2425 Mixer Cummins 6ctaa 8.3, Caminhão F650 Cat3126 7.2 (Ocp), **FREIGHTLINER:** Navistar V8 7.3, **GRANDALL:** Trator 4045 John Deere 4cil. 4.5, **INTERNACIONAL ENGINES:** Caminhão Navistar D1446 - l6 7.6, D1444e - V8 7.3, Dt360 5.9, 6.0, Ngv - V8 6.0, **VALTRA:** Trator Bh140 / Bh160 / Bh180 Sisu 6cil., Trator B188 /Bm100 /Bm110 /Bm120 Sisu 4cil., Trator Liviano 685c /785c Mwm 3cil, Trator Pesado 1280 /1580 /1780 Mwm 6cil., **MBB:** O371 6cil., Of215 6cil., Ônibus 1214 /1414 /1418 /1614 Caixa Automática, **PAUNI:** Minibus Cummins 4bt 3.9, **MWN:** 4 E 6cil., Mwm Series X10 E 229 Series, **VM ÔNIBUS:** Mwm 4 E 6cil., Minibus Cummins 6b Eletrônico 5.9, **VW CAMINHÕES:** Caminhão Pesado 17.220 /26.220 /26.260 Cummins 6ctaa 8.3, Caminhão 23.220 Cummins, 6ctaa 8, Titan 17.310 /18.310 /23.310 /26.310 Todos Cummins 6ctaa 8.3, **VOLVO:** Linha Vm: Vm17 /Vm23 Mwm Series X10 E 229 Series, **ZANELLO:** Trator 160 /180, Ptrac Cummins B 5.9 **Aplicação / Application: UF-12.100, UF-12.101**

Mitsubishi Equivalente / Replace

R - 0217 Equivalente / Replace:



42 dentes / teeth

Motor de Partida / Starter: MITSUBISHI: M000TD1371ZE

Aplicação / Application: RENAULT: Sandero (2018), Logan 2018, **NISSAN:** Versa

Aplicação / Application: UF-15.109

Prestolite Equivalente / Replace

R - 0082 Equivalente / Replace: 1 126 600 975



39 dentes / teeth

Motor de Partida / Starter: 352 58 580, 352 58 940, 352 58 950, 352 58 490, 352 58 540, 352 58 660, 352 58 690, 352 58 710, 352 58 820, 352 58 880, 352 58 960, 352 58 040


Aplicação / Application: AGRALE: Ônibus Volare, **CHEVROLET-GM:** Blazer Dlx, Pick-Up S10 C/ Motomaxion Hs, Pick-Up D20, Silverado, C/ Motor Mwm, **CUM-**

MINS: Motores Séries 6bt (Dianteiro) / B6 /Bt5.9l, **FORD:** Cargo 1416 / 1722 / 1716, F-14000 C/ Mwm, F-1000, Ranger, **JOHN DEERE:** Tratores, **MASSEY-FERGUSON:** Trator C/ Motor 4 Cil, **MAXION:** Motores, **MERCEDES-BENZ:** 180d- Kombi Espanhola, Ônibus, Caminhões, Mb 180 D, Ônibus, Sprinter C/ Motor Maxion Hs, **PERKINS:** Motores 4.203 / 3.152 / 4.236 / 6.354, **PEUGEOT:** 504, 505, Vários C/ Motor Indenor, **VOLKSWAGEN:** Caminhão 15-160

Aplicação / Application: UF- 12.147, UF- 12.149, UF- 12.212, UF- 12.219, UF- 12.221, UF- 12.222, UF- 12.343

Prestolite Equivalente / Replace

R - 0104 Equivalente / Replace: K01189 / K01256



48 dentes / teeth

Motor de Partida / Starter: 35259 200 / 240 / 260 / 290 / 340 / 360 / 440 / 450 / 460 / 500 / 520 / 550 / 730 / 770 / 780 / 810 / 820 / 830 / 840, 35260 830 / 840 / 870 / 900 / 910, 35261 000 / 050 / 130 / 135 / 160 / 185 / 345 / 385 / 395 / 445 / 680 / 690 / 740 / 770 / 780 / 900, 35262 010 / 020 / 130 / 190

Aplicação / Application: AGRALE: Marruá Mwm Sprint

4.07, **CATERPILLAR:** Blue Bird Usa Cat 3126 7.2 / 7.2 (Ocp), **CUMMINS:** Isb02 5.8c 8.3b/Elet., 5.9 C, 6ct 8.3c, 6cta 8.3c, **CNH (CASE, NEW HOLLAND):** Linha Tm Exitus: Tm135, Tm150, Tm150, Tm165, Tm180, Ts100, Ts110, Ts120, Genesis Powerstar, **DEUTZ:** Ônibus Deutz 1013 L6, **DIMEX:** Caminhão Cummins C, **DON ROQUE:** Colheitadeira / Combine Rv125, Rv150h Cummins C8.3/Elect, **JOHN DEERE:** 7820 6081h 6 Cil., Colheitadeira / Combine 1550, 6081h 6 Cil. 8.12, Trator 6 Cil. - 5410 4045d 4 Cil.4.5 - 5600 4039d 4 Cil. 3.9 - 5700 4039t 4 Cil. 3.9 - 6300 4039t 4 Cil. 3.9 - 6600 6059t 6 Cil. 5.9 - 5320n, 3029t 3 Cil. 2.9 - 5520n 4045t 4 Cil. 4.5, Bulldozer 570/ 570 A 6 Cil. - Trator 627/ 727 6 Cil. - Trator 1420/ 2330/ 2420/ 2530/ 2730 Todos 3 E 4 Cil. - Trator 2850 6.359/ 3140 6.359/ 3350 6.359/ 3540 6.359/ 3550 6.359 4.239 D. - Trator 3420/ 3530/ 4420/4530/ 6005/ 7505 Todos 6 Cil., **FORD:** Cummins B 5.9, Cargo 2422 /2425 /2630 Cummins 6ctaa 8.3, Cargo 2425 Mixer Cummins 6ctaa 8.3, Caminhão F650 Cat3126 7.2 (Ocp), **FREIGHTLINER:** Navistar V8 7.3, **GRANDALL:** Trator 4045 John Deere 4cil. 4.5, **INTERNACIONAL ENGINES:** Caminhão Navistar D1446 - l6 7.6, D1444e, V8 7.3, Dt360 5.9, 6.0, Ngv - V8 6.0, **VALTRA:** Trator Bh140 /Bh160 /Bh180 Sisu 6cil., Trator B177 Sisu 3cil., Trator B188 /Bm100 /Bm110 /Bm120 Sisu 4cil., Trator Liviano 685c /785c Mwm 3cil, Trator Pesado 1280 /1580 /1780 Mwm 6cil., **MBB:** O371 6cil., Of215 6cil., Ônibus 1214 /1414 /1418 /1614 Caixa Automática, **PAUNI:** Minibus Cummins 4bt 3.9, **MWN:** 4 E 6cil., Mwm Series X10 E 229 Series, **VM ÔNIBUS:** Mwm 4 E 6cil., Minibus Cummins 6b Eletrônico 5.9, **VW CAMINHÕES:** Caminhão Pesado 17.220 /26.220 /26.260 Cummins 6ctaa 8.3, Caminhão 23.220 Cummins, 6ctaa 8, Titan 17.310 /18.310 /23.310 /26.310 Todos Cummins 6ctaa 8.3, **VOLVO:** Linha Vm: Vm17 /Vm23 Mwm Series X10 E 229 Series, **ZANELLO:** Trator 160 /180, Ptrac Cummins B 5.9

Aplicação / Application: UF-12.100, UF-12.101

Prestolite Equivalente / Replace



R - 0134

Equivalente / Replace: 352 59 959,

K01212, 352 58 853, K21149, KJD08, KJD09, 352 59 859, K01219, 352 59 915, K01343, 352 59 952, K01221, K01284, 352 58 669, K21147, 1 126 600 975

Motor de Partida / Starter: 352 59 380, 352 59 680, 352 58 880, 352 58 940, 352 58 950, 352 58 990, 352 59 000, 352 59 130, 352 59 210, 352 59 620, 352 59 630, 352 59 650, 352 59 670, 352 59 690, 352 59 660, 352 59 480, 352 59 640, 352 59

870, 352 59 310, 352 59 710, 352 59 720, 352 61 020, 352 61 175, 352 58 580, 352 58 540, 352 58 660, 352 58 690, 352 58 710, 352 58 960, 352 59 040, 352 59 050, 352 60 828, 352 58 820, 352 58 040, 352 59 465, 352 59 915, 352 59 952

Aplicação / Application: MERCEDES-BENZ: Ônibus 6CC, CUMMINS: Motores Cummins série B / 4BT/6BT / 6BTAA, 180D-Kombi Espanhola, Ônibus, caminhões, MB 180D, Sprinter motor Maxion HS, Motores séries 6BT (Dianteiro) / B6 / BT5.9L, DIMEX: Ônibus, FORD: Caminhões, Pick-Up F-100, Cargo 1416, Cargo 1722, Cargo 1716, F-1000, F-14000 c/ MWM, Ranger, Caminhões Motores Cummins, Power Stroke, VOLKSWAGEN: G. IZQ. VW Sudafrica, Caminhões motores Cummins, Caminhão 15-160, AGCO: Trator 6 cil., PEUGEOT: Motor Indenor 504, Motor Indenor 505, vários c/ motor Indenor, AGRALE: Ônibus Volare, CHEVROLET: Blazer DLX / Pick-Up S-10 c/motor maxion HS, Pick-Up D-20 / Silverado c/ motor MWM, JOHN DEERE: Tratores, MASSEY-FERGUSON: Trator c/ motor 4 cil., MAXION: Motores, PERKINS: Motores 4.203 / 3.152 / 4.236 / 6.354, SHELHURST, INDENOR: Motores Idenor 6.305, Indenor 6.354

Aplicação / Application: UF-12.147, UF-12.149, UF-12.212, UF-12.219, UF-12.221, UF-12.222, UF-12.343, UF-12.412, UF-12.419, UF-12.421, UF-12.422, UF-12.443, UF-12.447, UF-12.449

Prestolite Equivalente / Replace



39 dentes / teeth

R - 0147

Equivalente / Replace: M93R - Re-

forçada com 4 engrenagens (projeto exclusivo UNIFAP) Reinforced with 4 gears (Project developed by UNIFAP)


Motor de Partida / Starter: 352 59 380, 352 59 680, 352 58 880, 352 58 940, 352 58 950, 352 58 990, 352 59 000, 352 59 130, 352 59 210, 352 59 620, 352 59 630, 352 59 650, 352 59 670, 352 59 690, 352 59 660, 352 59 480, 352 59 640, 352 59

870, 352 59 310, 352 59 710, 352 59 720, 352 61 020, 352 61 175, 352 58 580, 352 58 540, 352 58 660, 352 58 690, 352 58 710, 352 58 960, 352 59 040, 352 59 050, 352 60 828, 352 58 820, 352 58 040, 352 59 465, 352 59 915, 352 59 952

Aplicação / Application: MERCEDES-BENZ: Ônibus 6CC, CUMMINS: Motores série B / 4BT/6BT / 6BTAA / B6 / BT5.9L, 180D-Kombi Espanhola, Ônibus, caminhões, MB 180D, Sprinter motor Maxion HS, DIMEX: Ônibus, FORD: Caminhões, Cargo 1416 / 1716 / 1722, F-100, F-1000, F-14000 c/ MWM, Ranger, Caminhões Motores Cummins, Power Stroke, VOLKSWAGEN: G. IZQ. VW Sudafrica, Caminhões motores Cummins, 15-160, AGCO: Trator 6 cil., PEUGEOT: Motor Indenor 504 / 505, vários c/ motor Indenor, AGRALE: Ônibus Volare, CHEVROLET-GM: Blazer DLX, S-10 c/motor maxion HS, D-20, Silverado c/ motor MWM, JOHN DEERE: Tratores, MASSEY-FERGUSON: Trator c/ motor 4 cil., MAXION: Motores, PERKINS: Motores 3.152 / 4.203 / 4.236 / 6.354, SHELHURST, INDENOR: Motores 6.305 / 6.354

Aplicação / Application: UF-12.412, UF-12.419, UF-12.421, UF-12.422, UF-12.443, UF-12.447, UF-12.449

Prestolite Equivalente / Replace



38 dentes / teeth

R - 0196

Equivalente / Replace: M74R 12V

Motor de Partida / Starter: 35258430, 35261260, 35261295, 35261640, 35258270, 35260890, 35258370, 35258730, 35258400, 35258420, 35258460, 258470, 35258740, 35258560, 35258720, 35258740, 35258760, 5258780, 35258840, 35258850, 35261250, 35261810, 35259570

Aplicação / Application: GM: PICK UP - C20 4.1 NAFTA 6

CIL., Corsa Powertech 1.4, FORD: Focus 1.8 Diesel, Mondeo, Ranger Duratec, Courier 1.8 Diesel, Escort 1.8 Diesel, Fiesta 1.8 Diesel, Fiesta 1.3, Orion, VW: Polo Diesel Gol Diesel, Quantun, Santana, Saveiro Diesel, AGRALE DEUTZ: Trator 4230 industrial cat 3126 m790 / trator 4230.4 cat 3126 m790 k 01412, trator 4100 / 4100.4 linha 80: m93 / trator m795w bicilindrico, CITROEN: Berlingo, FIAT: Duna 1.7 Diesel, Fiorino 1.7, Uno 1.7 Diesel, Palio 1.7 Diesel, Siena 1.7 Diesel, PEUGEOT: 205, 306, 405, Boxer, Partner, RENAULT: Clio, Megane, Express. - **Aplicação / Application:** UF-12.223, UF-12.224, UF-12.225, UF-12.226, UF-12.227

Valeo Equivalente / Replace



59 dentes / teeth

R - 0069

Equivalente / Replace:

Motor de Partida / Starter: D6RA65, D6RA165, 432622, 438129

Aplicação / Application: PEUGEOT, CITROEN, SATURN, CHEVROLET - GM: Corsa, RENAULT: Clio 1.8, Kangoo, Laguna 1.8, Megane 2.0, Scenic 2.0

Aplicação / Application: UF-16.103

Prestolite Equivalente / Replace



R - 0135

Equivalente / Replace: K01497

Motor de Partida / Starter: 35259200, 35259260, 35259290, 35259340, 35259360, 35259440, 35259450, 35259460, 35259520, 35259550, 35259730, 35259770, 35259780, 35259810, 35259830, 35259840, 35260830, 35260840, 35260870, 35261000, 35261050, 35261130, 35261160, 35261185, 35261900, 35262010, 35261345, 35259500, 35259820, 35260900, 35260910, 35261385, 35261680, 35261690

Aplicação / Application: AGRALE: Marmá Mwm Sprint 4.07, CATERPILLAR: Blue Bird Usa Cat 3126 7.2 - Blue Bird Usa Cat 3126 7.2 (Ocp), CUMMINS: Cummins Isb02 5.8 - Cummins C 8.3 Cummins B, JOHN DEERE: 7820 6081h 6 Cil. Ceifeira 1550 6081h 6 Cil. 8.12 - Trator 6 Cil. FORD: Cummins B 5.9, Cargo 2422/ 2425/ 2630 Cummins 6ctaa 8.3 - Cargo 2425 Mixer Cummins 6ctaa 8.3, FREIGHTLINER: Navistar V8 7.3, GRADALL: Trator 4045 John Deere 4 Cil. 4.5, Internacional ENGINES: Caminhão Navistar Dt446 - I6 7.6 - Dt444e - V8 7.3 - Dt-360 5.9, VALTRA: Trator Bh140/ Bh160/ Bh180 Sisu 6cil. - Trator B177 Sisu 3cil. - Trator B188 Sisu 4 Cil. - Trator Bm100/ Bm120 Sisu 4cil. - Trator Liviano 685c/785c Mwm 3 Cil. - Trator Pesado 1280/ 1580 Mwm 6 Cil. - Trator Pesado 1780 Mwm 6, MERCEDES-BENZ: O371 6 Cil. - Of215 6 Cil. - Ônibus 1214/ 1414/ 1418/ 1614 Caixa Automática, PAUNI: Minibus Cummins 4bt 3.9, MWM: 4 E 6 Cil. - Mwm Series X10 E 229 Series, VW ÔNIBUS: Ônibus Mwm 4 E 6 Cil., VOLVO: LÍNEA VM: Vm17 Mwm Series X10 E 229 Series - LÍNEA VM: Vm23 Mwm Series X10 E 229 Series

Aplicação / Application: UF-12.100, UF-12.101

Prestolite Equivalente / Replace



38 dentes / teeth

R - 0195

Equivalente / Replace: M74R 12V

Motor de Partida / Starter: 35258430, 35261260, 35261295, 35261640, 35258270, 35260890, 35258370, 35258730, 35258400, 35258420, 35258460, 258470, 35258740, 35258560, 35258720, 35258740, 35258760, 5258780, 35258840, 35258850, 35261250, 35261810, 35259570

Aplicação / Application: GM: PICK UP - C20 4.1 NAFTA

6 CIL., Corsa Powertech 1.4, FORD: Focus 1.8 Diesel, Mondeo, Ranger Duratec, Courier 1.8 Diesel, Escort 1.8 Diesel, Fiesta 1.8 Diesel, Fiesta 1.3, Orion, VW: Polo Diesel Gol Diesel, Quantun, Santana, Saveiro Diesel, AGRALE DEUTZ: Trator 4230 industrial cat 3126 m790 / trator 4230.4 cat 3126 m790 k 01412, trator 4100 / 4100.4 linha 80: m93 / trator m795w bicilindrico, CITROEN: Berlingo, FIAT: Duna 1.7 Diesel, Fiorino 1.7, Uno 1.7 Diesel, Palio 1.7 Diesel, Siena 1.7 Diesel, PEUGEOT: 205, 306, 405, Boxer, Partner, RENAULT: Clio, Megane, Express. - **Aplicação / Application:** UF-12.223, UF-12.224, UF-12.225, UF-12.226, UF-12.227

Valeo Equivalente / Replace



37 dentes / teeth

R - 0068

Equivalente / Replace:

Motor de Partida / Starter: D6RA85, D6RA185, VALEO: 438089, 438145, 455958, 455975, 458163, D6RA84, D6RA87, D6RA187, D6RA188, 432623, 432636, 432633, 432631

Aplicação / Application: CHEVROLET-GM, SATURN, FIAT: 600 (Seicento) 0.9i, Brava 1.6i 16V, Bravo 1.6i 16V, Doblo 1.6i 16V, Marea 1.6i 16V, Palio 1.6i 16V, Palio Weekend 1.6i 16V,

Siena 1.6i 16V, Stilo 1.6i 16V, CITROEN: Saxo 1.0/1.4, Xantia 1.6/ 1.8/ 2.0/ 16V, Xsara 1.8/ 2.0/ 16 V, PEUGEOT: 106 1.0, 306 2.0, 405 - 1.6/ 1.8/ 1.9/ 2.0, 406, RENAULT: Trafic - **Aplicação / Application:** UF-16.102

Valeo Equivalente / Replace



59 dentes / teeth

R - 0113

Equivalente / Replace:

Motor de Partida / Starter: D7G11, 438170


Aplicação / Application: NISSAN: Interstar 2.2 dCi 90 (2002-2006), Interstar 2.4 dCi 100 (2003-2006), Interstar 2.4 dCi 120 (2002-2006), Interstar 2.4 dCi 150 (2006->), Interstar 2.5 dCi 100 (2003-2011), Interstar 2.5 dCi 115 (2002-2006), Interstar 2.5 dCi 120 (2002-2011), Interstar 2.5 dCi 150 (2006-2011), Primastar 2.4 dCi 140 (2003->), Pri-

mastar 2.5 dCi 115 (2008->), Primastar 2.5 dCi 140 (2002-2006), Primastar 2.5 dCi 150 (2006->), OPEL: Movano 2.2 DTi (2000->), Movano 2.5 CDTi (2003-2007), Movano 2.5 DTi (2001-2003), Vivaro 2.5 CDTi (2006->), Vivaro 2.5 DTi (2003->), Vivaro A2.5 CDTi (2006->), Vivaro A2.5 DTi (2003->), RENAULT: Avantime 2.2 dCi (2002-2003), Espace 2.2 12V TD (1996-2000), Espace 2.2 D (1997-2000), Espace 2.2 dCi (2000-2006), Laguna 2.2 dCi (2001-2007), Laguna 2.2 dCi Grandtour (2001-2006), Laguna 2.2 dT (1996-2001), Master 2.2 dCi 90 (2000->), Master 2.5 dCi (2004-2010), Master 2.5 dCi 100 (2003->), Master 2.5 dCi 120 (2001->), Safrane 2.2 dT (1996-2000), Trafic 2.5 dCi (2007->), Trafic 2.5 dCi 115 (2001-2008), Trafic 2.5 dCi 145 (2006->), Vel Satis 2.2 dCi (2002-2009), VAUXHALL: Movano MK I 2.2 DTi (2000-2010), Movano MK I 2.5 CDTi (2001-2010), Movano MK I 2.5 DTi (2000-2010), Vivaro 2.0 CDTi (2006-2014), Vivaro 2.5 CDTi (2003-2014), Vivaro 2.5 DTi (2003-2014).

Aplicação / Application: UF-16.106

Valeo Equivalente / Replace

R - 0114 Equivalente / Replace:



56 dentes / teeth



Motor de Partida / Starter: TM00A31201, TM000A36101, 36100-42350

Aplicação / Application: **HYUNDAI:** HR, Accent 1.5 crdi, **KIA:** Bongo, Cee'd 1.5, Sorento 2.5 turbo diesel, K2700, **MERCEDES-BENZ:** Sprinter

Aplicação / Application: **UF-16.101, UF-16.116**

Valeo Equivalente / Replace

R - 0174 Equivalente / Replace:



40 dentes / teeth



Motor de Partida / Starter: FS14B2

Aplicação / Application: **FORD:** Ecosport 2.0 16V (2012-2017)

Valeo Equivalente / Replace

R - 0178 Equivalente / Replace:



56 dentes / teeth



Motor de Partida / Starter: **VALEO:** ESW20E26, ESW20E3, **VOLVO:** 30659576


Aplicação / Application: **NISSAN:** Qashqai 1.6 dCi (2011->), Qashqai 1.6 dCi 4x4 (2015->), **OPEL:** Vivaro B 1.6 CDTi (2014->), **RENAULT:** Fluence 1.6 dCi L30 (2014->), Grand Scenic 1.6 dCi (2011->), Kadjar 1.6 dCi (2015->), Megane 1.6 dCi (2011->), Scenic 1.6 dCi (2011->), Talisman

1.6 dCi (2015->), Talisman Grandtour 1.6 dCi (2016->), Traffic 1.6 dCi (2014->), **VAUXHALL:** Vivaro B 1.6 CDTi (2014->), **VOLVO:** S60 2.0 D2/D3/D5/T3/T4 (2015->), S60 2.0 D4 (2013-2015), S60 2.0 T5/T6 (2013->), S60 2.0 T6 (2013->), S80 2.0 D4/T5 (2013->), S80 2.0 Drive-E (2014->), S90 2.0 D3/D4 AWD (2016->), V40 2.0 D2/D3/T2/T3 (2015->), V40 2.0 D4 (2014->), V40 2.0 T4 AWD/T5 (2014->), V60 2.0 D2/D3/D5/T3/T4 (2015->), V60 2.0 D4 (2013-2015), V60 2.0 T5/T6 (2013->), V70 2.0 D2/T4 (2015->), V70 2.0 D4/T5 (2013->), V90 2.0 D3/D4/D5 AWD (2016->), XC40 2.0 D4 AWD (2017->), XC60 2.0 D3 (2015-2017), XC60 2.0 D4 (2013-2017), XC60 2.0 T5/T6 (2013->), XC70 2.0 D4/T5 (2013->), XC90 2.0 D4 (2015->), XC90 2.0 D5 AWD (2014->)

Aplicação / Application: **UF-16.114**

Valeo Equivalente / Replace

R - 0193 Equivalente / Replace:



47 dentes / teeth



Motor de Partida / Starter: TSC10R7, TS12E10, VA495107, 02T911021E

Aplicação / Application: **VW:** Gol (2009), Saveiro (2010), Voyage (2009), Fox (2003), Polo (2003), Golf (2004)


Aplicação / Application: **UF-16.110, UF-16.112, UF-16.113, UF-16.117**

*Esse reparo só pode ser aplicado para os arranques

citados acima.

Valeo Equivalente / Replace

R - 0194 Equivalente / Replace:



47 dentes / teeth



Motor de Partida / Starter: TSC10R7, TS12E10, VA495107, 02T911021E

Aplicação / Application: **VW:** Gol (2009), Saveiro (2010), Voyage (2009), Fox (2003), Polo (2003), Golf (2004)


Aplicação / Application: **UF-16.110, UF-16.112, UF-16.113, UF-16.117**

*Esse reparo só pode ser aplicado para os arranques

citados acima.

Valeo Equivalente / Replace

R - 0202 Equivalente / Replace:



43 dentes / teeth




Motor de Partida / Starter: **VALEO:** RSW22A12

Aplicação / Application: **BMW:** 320 2.0 i (2018-2022)

Aplicação / Application: **UF-16.115**

Valeo Equivalente / Replace

R - 0115 Equivalente / Replace:



56 dentes / teeth



Motor de Partida / Starter: **VALEO:** TS12ER15, TS12ER 15M, TS22ER12, TS22ER13, TS22-32, TS22E20, **VW:** 2H0911023C, 2H0911023G, 2H0911023A, 2H0911023F, 2H0911023AX,


GM: 55564374, **RENAULT:** 233002654R

Aplicação / Application: **VOLKSWAGEN:** Amarok 2.0 tdi 122 cv /2.0 bi turbo / tdi 180 cv, **RENAULT:** Trafic, Master III 2.3 DCI (2013),

NISSAN: Vivaro 2.0, **GM:** S10 2.8 Diesel (2012), Blazer 2.8 - **Aplicação / Application:** **UF-16.107, UF-16.109**

Valeo Equivalente / Replace

R - 0179 Equivalente / Replace:



47 dentes / teeth

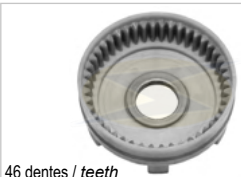


Motor de Partida / Starter: **BOSCH:** F 042 200 076

Aplicação / Application: **VW:** Crossfox, Spacefox 1.6 Flex, Fox 1.0 / 1.6, Gol G5 1.0 / 1.6 Flex, Golf 1.6 Flex, Polo 1.6 Flex, Saveiro G5 1.6 Flex, Voyage 1.0 / 1.6 Flex

Valeo Equivalente / Replace

R - 0191 Equivalente / Replace:



46 dentes / teeth




Motor de Partida / Starter: TSC10R6, **VW:** 02M911021J

Aplicação / Application: **VW:** Gol 1.6 (2014->), Fox 1.0 MSI (2014->), Fox 1.6 MSI (2014->), Cross Fox MSI (2015->), Space Fox MSI 1.6 (2014->), Saveiro MSI 1.6 (2014->), Virtus TSi, Virtus 1.6, Nivus TSi Vento 1.6 (2015->), Golf 1.4 TSi (2014->), Golf Sportsvan 1.6 (2014->), Golf VII 1.2 TSi (2013->), Jetta 1.6 (2015->), Load Up 1.0 (2014->), Multivan 2.0 TSi (2015->), New Beetle 1.4 TSi (2014->), New Beetle 2.0 TSi (2012->), Polo 1.0 (2014->), Polo 1.0 TSi (2014->), Polo 1.2 TSi (2014->), Polo 2.0 (2013->), Touran 2.0 TSi (2015->), Transporter 2.0 TSi (2015->), Cross Up TSi 1.0 (2014->), Up 1.0 (2014->), **AUDI:** Q3 1.4 TFSi (2016->), A3 2.0 Quattro (2016->), A3 Limousine 2.0 Quattro (2016->), A3 Sportback 2.0 Quattro (2016->), A4, **SEAT:** Mii 1.0 (2011->), Leon 2.0 Cupra (2015->), Leon ST 2.0 Cupra (2015->), Leon 1.2 TSi (2014->), **SKODA:** Citigo 1.0 (2011->), Octavia 1.6 (2014->) - **Aplicação / Application:** **UF-16.111**

Valeo Equivalente / Replace

R - 0192 Equivalente / Replace:



46 dentes / teeth




Motor de Partida / Starter: TSC10R6, **VW:** 02M911021J

Aplicação / Application: **VW:** Gol 1.6 (2014->), Fox 1.0 MSI (2014->), Fox 1.6 MSI (2014->), Cross Fox MSI (2015->), Space Fox MSI 1.6 (2014->), Saveiro MSI 1.6 (2014->), Virtus TSi, Virtus 1.6, Nivus TSi Vento 1.6 (2015->), Golf 1.4 TSi (2014->), Golf Sportsvan 1.6 (2014->), Golf VII 1.2 TSi (2013->), Jetta 1.6 (2015->), Load Up 1.0 (2014->), Multivan 2.0 TSi (2015->), New Beetle 1.4 TSi (2014->), New Beetle 2.0 TSi (2012->), Polo 1.0 (2014->), Polo 1.0 TSi (2014->), Polo 1.2 TSi (2014->), Polo 2.0 (2013->), Touran 2.0 TSi (2015->), Transporter 2.0 TSi (2015->), Cross Up TSi 1.0 (2014->), Up 1.0 (2014->), **AUDI:** Q3 1.4 TFSi (2016->), A3 2.0 Quattro (2016->), A3 Limousine 2.0 Quattro (2016->), A3 Sportback 2.0 Quattro (2016->), A4, **SEAT:** Mii 1.0 (2011->), Leon 2.0 Cupra (2015->), Leon ST 2.0 Cupra (2015->), Leon 1.2 TSi (2014->), **SKODA:** Citigo 1.0 (2011->), Octavia 1.6 (2014->) - **Aplicação / Application:** **UF-16.111**

Valeo Equivalente / Replace

R - 0218 Equivalente / Replace:



47 dentes / teeth



Motor de Partida / Starter: **VALEO:** 438318, 438329, 458744, 458768, RSM14-10, TS1857, **VOLVO:** 31407197, 31419543, 36003124, 36010074,


Aplicação / Application: **VOLVO:** S60 2.0 T5 (2013-2018), S60 1.5 T2 (2015-2018), S60 2.0 Polestar AWD (2015-2018), S60 2.0 T3 (2015-2018), S60 2.0 T4 (2019-), S60 2.0 T6 (2013-2018), S60 2.0 T6 AWD (2015-2018), S90 2.0 2.0

(2016-2017), S90 2.0 T6 AWD (2016-2017), V40 1.5 T2 (2015-2019), V40 2.0 T2 (2015-2019), V40 2.0 T4 AWD (2014-2019), V40 2.5 T5 AWD (2012-2016), V60 1.5 T2 (2015-2017), V60 2.0 Polestar AWD (2015-2018), V60 2.0 T5 (2013-2018), V60 2.0 T5 AWD (2016-2018), V60 2.0 T5 Polestar AWD (2019->), V60 2.0 T6 (2013-2018), V60 2.0 T6 AWD (2018->), V70 2.0 T4 (2015-2016), V90 2.0 B6 Mild-Hybrid AWD (2020->), V90 2.0 T5 (2016->), V90 2.0 T5 AWD (2016-2018), V90 2.0 T6 AWD (2016-2017), V90 2.0 T6 Polestar AWD (2017->), V90 2.0 T8 Plug-in-Hybrid AWD (2016-2018), XC40 2.0 T4 (2017-2021), XC60 2.0 T4 (2013-2018), XC60 2.0 T5 AWD (2017-2018), XC60 2.0 T6 (2013-2017), XC90 2.0 T5 AWD (2014-2018), XC90 2.0 T8 Hybrid AWD (2015-2018).

Aplicação / Application: **UF-16.118**

Valeo Equivalente / Replace

R - 0208 Equivalente / Replace:



Motor de Partida / Starter: VALEO: 432630, 432637, 432644, 432666, 432672, 432684, 433323, 438011, 438030, 438053, 438065, 438068, 438069, 438085, 438088, 438090, 438095, 438096, 438148, 438158, 438165, 438186, 438199, 438200, 438201, 455550, 455674, 455687, 455695, 455719, 455720, 455734, 455741, 455745, 455749, 455873, 455895, 455899, 455928, 455929, 455943,

455954, 455957, 455959, 455971, 455972, 458118, 458172, 458178, 458180, 458289, 458290, 458366, 726004, 726006, 726008, 726021, 726031, 726033, 726045, 726047, 726052, TS2232, TS22E20, D7G26, TS18E33, TS22E26, TS22E36, TS22E5, TS22E8, TS24E3, TS24E6, TM000A34101, TM00A31201, TM000A36101, D7R8, D7R9, D7R11, D7R12, D7R13, D7R15, D7R16, D7R17, D7R18, D7R19, D7R20, D7R22, D7R23, D7R24, D7R25, D7R26, D7R27, D7R28, D7R33, D7R34, D7R35, D7R40, D7R42, D7R43, D7R44, D7R46, D7R47, D7R48, D7R49, D7R53, D7R56, D7R57, D7R64, D7R65, D7R70, D7R281, D8R1, D8R27, D8R28, D8R29, D8R49, **RE-**


NAULT: 233002654R, 8200634602, **HYUNDAI:** DSL42360, DSL3610042350, 3610042350, **GM:** 55564374

Aplicação / Application: KIA: Bongo, Ceed 1.5, Sorento 2.5 Turbo Diesel, K2700, **TATRA,** AUDI: A3 (1997-2000) Motores Codigo/ Engine Code – Asv, **JPX:** Jipe Montez, **ROVER:** Agrupa 1.4 D (92-95), 114d (92-94), 115d (94-97), **LANCIA:** Phedra 2.0 / 2.2 Jtd (02), Z 2.0 Jtd (99-00), **MERCEDES BENZ:** Sprinter 208 2.1 Cdi / 208 2.3 Diesel / 209 2.1 Cdi / 210 2.9 Diesel / 211 2.1 Cdi / 212 2.9 Diesel / 213 2.1 Cdi / 215 2.1 Cdi / 216 2.7 Cdi / 308 2.1 Cdi / 308 2.3 Diesel / 309 2.1 Cdi / 310 2.9 Diesel / 311 2.1 Cdi / 312 2.9 Diesel / 313 2.1 Cdi / 315 2.1 Cdi / 316 2.7 Cdi / 408 2.1 Cdi / 408 2.3 Diesel / 410 2.9 Diesel / 411 2.1 Cdi / 412 2.9 Diesel / 413 2.1 Cdi / 416 2.7 Cdi / 509 2.1 Cdi / 616 2.7 Cdi, Classe C 30 3.0 AMG Cdi, Classe C 200 2.0 Cdi / 2.0 Diesel / 2.1 Cdi / 2.2 Cdi, Classe C 220 2.1 Cdi / 2.2 Cdi / 2.2 Diesel, Classe C 250 2.5 Diesel / 2.5 TD, Classe C 270 2.7 Cdi, Classe CLK 220 2.1 Cdi, Classe CLK 270 2.7 Cdi, Classe E 200 2.0 Diesel / 2.1 Cdi / 2.2 Cdi, Classe E 220 2.1 Cdi / 2.2 Cdi / 2.2 Diesel, Classe E 250 2.5 Diesel / 2.5 TD, Classe E 270 2.7 Cdi, Classe E 280 3.2 Cdi, Classe E 290 2.9 TD, Classe E 300 3.0, Classe E 320 3.2 Cdi, Classe G 270 2.7 Cdi, Classe ML 270 2.7 Cdi, Classe S 320 3.2 Cdi, Classe V 200 2.2 Cdi, Classe V 230 2.3 TD, **Viano** 2.1 Cdi, **Viano** 2.2 Cdi, **Vito** 108 2.2 Cdi / 2.3 Diesel, **Vito** 109 2.1 Cdi, **Vito** 110 2.2 Cdi / 2.3 Diesel / 2.3 TD, **Vito** 111 2.2 Cdi, **Vito** 112 2.2 Cdi, **Vito** 115 2.2 Cdi, O812 2.9, Sprinter, 190d 2.2l D / 2.5l D (84-89), 300d, Cd, Sd, Sdl, Td 2.5l D, Td 3.0l D, 3.5l D (86-93), 350sd, Sdl 3.5l D (91), E Class 3.0l D (95-99), S Class 3.5l D (94-95), **SKODA:** Octavia A4 (01-11) Motores Codigo/ Engine Codes: Aqm, Agr, Alh, Ahf, Asv, **VOLKSWAGEN:** Amarok 2.0 Tdim, Beetle (99-01), Bora (02-05), Golf Mk4 (98-06), Todos Com Motores Código / All With Engine Codes: Asv, Aqm, Agr, Alh, Ahf, Asv, **FORD:** Grand C-Max 1.5 TdCi (2015->), C-Max 1.5 TdCi (2015->), Focus 1.6 TdCi (2009->), Fiesta 1.8 TDCi, Focus 1.8 TDCi / TDi, Transit 2.5 D / TD, **MITSUBISHI:** Katana, L200, Carisma 1.9 TD, **NISSAN:** Micra, K11 (98-02), Primera, Vivaro, Navara, Pathfinder, Qashqai, Primastar, X-Trail, NV400, Interstar, **SSANGYONG:** Musso 2.3 D, **SUZUKI:** Grand Vitara 1.9l D (05), Samurai 1.9l Td (98), Vitara 1.9 TD, **TOYOTA:** Verso 2.0/2.2 D-4D (2009->), Verso 2.2 D-CAT (2009->), Avenis (2009->), **CHEVROLET-GM:** S10 2.8 Diesel (2011-2014), TrailBlazer 2.8 CDTi (2012->), **VOLVO:** 440 Td, 460 Td, S40 2.0 D (2004-2010), C30 1.6 D2 (2011-2013), V70 1.6 D (2010-2011), V70 1.6 D2 (2011->), C30 2.0 D (2006-2012), V50 1.6 D2 (2011-2012), S60 1.6 D2 (2011->), V50 2.0 Cdi (2003-2006), V50 2.0 D (2004-2010), XC40 1.6 D (2015->), V40 1.6 D2 (2012->), S80 1.6 D2 (2011->), S80 1.6D DRIVE (2010->), S40 1.6 D2 (2011-2012), 340 1.6 D, 360 1.6 D, 440 1.9 TD, 460 1.9 TD, S40 1.9 TD / TDCi / TDi, V40 1.9 TD / TDi, **PEUGEOT:** 106 1.4 D, 106 1.5 D, 206 1.9 D, 206 2.0 HDi, 306 1.8 D, 306 1.9 D, 306 1.9 TD, 307 2.0 HDi, 405 1.7 D, 405 1.7 TD, 405 1.9 D, 405 1.9 TD, 406 1.9 TD, 406 2.0 HDi, 406 2.1 TD, 605 2.1 D, 605 2.1 TD Turbo, 607 2.0 HDi, 806 1.9 TD, 806 2.0 HDi, 806 2.1 TD, Boxer 1.9 D, Boxer 1.9 TD, Boxer 2.0 HDi, Expert 1.9 D, Expert 1.9 TD, Expert 2.0 HDi, Partner 1.8 D, Partner 1.9 D, Partner 2.0 HDi, **OPEL:** Corsa, Astra, Movano, Vivaro, **FIAT:** Brava 1.9 D, Bravo 1.9 D, Ducato 1.9 D, Ducato 1.9 TD, Ducato 2.0 JTD, Ducato 2.0i, Ducato 2.3 TD, Ducato 2.8 JTD, Duna 1.7 D, Elba 1.7 D, Fiorino 1.7 D, Palio 1.7 D, Palio Weekend 1.7 TD, Punto 1.7 D / TD, Regata 1.7 D, Siena 1.7 D / TD, Strada 1.7 TDs, Tempra 1.9 D, Tipo 1.7 D, Uno 1.4 TD / 1.7 D, Uno Mille 1.7 D, Ulysse 1.9 TD, Ulysse 2.0 JTD, Ulysse 2.1 TD, Scudo 1.9 D, Scudo 1.9 TD, Scudo 2.0 JTD, **RENAULT:** Clio Express, Megane Express, R19 D, R21 D, Safrane li 2.2, Velsatis 2.2, Trafic li 2.5, Master 2.2 / 2.5 Cdi (2010 ->), Avantime 2.2 dCi (2002-2003), Espace 2.2 12V TD (1996-2000), Espace 2.2 D (1997-2000), Espace 2.2 dCi (2000-2006), Laguna 2.2 dCi (2001-2007), Laguna 2.2 dCi Grandtour (2001-2006), Laguna 2.2 dT (1996-2001), Master 2.2 dCi 90 (2000->), Master 2.5 dCi (2004-2010), Master 2.5 dCi 100 (2003->), Master 2.5 dCi 120 (2001->), Safrane 2.2 dT (1996-2000), Trafic 2.5 dCi (2007->), Trafic 2.5 dCi 115 (2001-2008), Trafic 2.5 dCi 145 (2006->), Vel Satis 2.2 dCi (2002-2009), Laguna 2.0 dCi (2005-2015), Laguna 2.0 dCi Grandtour (2006-2015), Laguna 2.0 dCi GT (2008-2015), Laguna 2.0 dCi GT Grandtour (2008-2015), Laguna 3.0 dCi (2008-2015), Laguna 3.0 dCi Grandtour (2008-2015), Latitude 2.0 dCi 150 (2011->), Latitude 2.0 dCi 175 (2011->), Master 2.3 dCi 100 FWD (2010->), Master 2.3 dCi 125 RWD (2010->), Master 2.3 dCi 145 FWD (2010->), Megane 2.0 dCi (2005-2009), Megane 2.0 dCi Grandtour (2009->), Megane CC 2.0 dCi (2010->), Scenic 2.0 dCi (2005->), Trafic 2.0 dCi 115 (2006->), Trafic 2.0 dCi 90 (2006->), Vel Satis 2.0 dCi (2005->), Espace 2.0 dCi (2006->), Grand Scenic 2.0 dCi (2005->), **VAUXHALL:** Movano Mk II 2.3 CDTi RWD (2010->), Vivaro 2.0 CDTi (2006-2014), Movano MK I 2.2 DTi (2000-2010), Movano MK I 2.5 CDTi (2001-2010), Movano MK I 2.5 DTi (2000-2010), Vivaro 2.0 CDTi (2006-2014), Vivaro 2.5 CDTi (2003-2014), Vivaro 2.5 DTi (2003-2014)

Aplicação / Application: UF-16.101, UF-16.104, UF-16.105, UF-16.109, 16.116

Valeo Equivalente / Replace

R - 0209 Equivalente / Replace:



Motor de Partida / Starter: VALEO: D7R11, D7R12, D7R13, D7R15, D7R151, D7R16, D7R18, D7R19, D7R20, D7R24, D7R25, D7R26, D7R27, D7R28, D7R33, D7R34, D7R35, 432644, 438011, 438053, 438085, 455720, 455734, 455741, 455745, 455873, 726008, D7R17, D7R22, D7R23, D7R42, D7R281

56 dentes / teeth

Aplicação / Application: TATRA, AUDI: A3 (97-00) Motores Codigo/ Engine Code – Asv, **CITROEN:** Xantia I / II 3.0i V6 24V, XM 3.0i V6 24V, Xsara, 14 1.4/ 1.5/ 4x4, Saxo 1.5 (96-03), Zx 1.4/ 1.5/ 1.9 Td, C.A 91-97, 2cv 602 (70-90), Ax, Ami, Acadiane, Dyane, Mehari, Saxo, Berlingo 1.8d / 1.9d / 2.0 Hdi, **FIAT:** Brava 1.9 D, Bravo 1.9 D, Duna 1.7 D, Elba 1.7 D, Fiorino 1.7 D, Palio 1.7 D, Palio Weekend 1.7 TD, Punto 1.7 D / TD, Regata 1.7 D, Siena 1.7 D / TD, Strada 1.7 TDs, Tempra 1.9 D, Tipo 1.7 D, Uno 1.4 TD / 1.7 D, Uno Mille 1.7 D, Scudo Td, **JPX:** Jipe Montez, **PEUGEOT:** 406 3.0i V6 24V, 605 3.0i V6 24V, 106 1.4 D (92-96) / 1.5 D (94-05), 206 Moteur 1.9d Dw8, 405 Diesel, Partner, **VOLVO:** 400td, 440 Td, 460 Td, **ROVER:** Agrupa 1.4 D (92-95), 114d (92-94), 115d (94-97), **LANCIA:** Phedra 2.0 / 2.2 Jtd (02), Z 2.0 Jtd (99-00), **SUZUKI:** Grand Vitara 1.9l D (05), Samurai 1.9l Td (98), **OPEL:** Vivaro 1.9l (01), **NISSAN:** Micra 1.5 D, K11 (98-02), Primera 1.9l (03), **MERCEDES BENZ:** Sprinter 208 2.1 Cdi / 208 2.3 Diesel / 209 2.1 Cdi / 210 2.9 Diesel / 211 2.1 Cdi / 212 2.9 Diesel / 213 2.1 Cdi / 215 2.1 Cdi / 216 2.7 Cdi / 308 2.1 Cdi / 308 2.3 Diesel / 309 2.1 Cdi / 310 2.9 Diesel / 311 2.1 Cdi / 312 2.9 Diesel / 313 2.1 Cdi / 315 2.1 Cdi / 316 2.7 Cdi / 408 2.1 Cdi / 408 2.3 Diesel / 410 2.9 Diesel / 411 2.1 Cdi / 412 2.9 Diesel / 413 2.1 Cdi / 416 2.7 Cdi / 509 2.1 Cdi / 616 2.7 Cdi, Classe C 30 3.0 AMG Cdi, Classe C 200 2.0 Cdi / 2.0 Diesel / 2.1 Cdi / 2.2 Cdi, Classe C 220 2.1 Cdi / 2.2 Cdi / 2.2 Diesel, Classe C 250 2.5 Diesel / 2.5 TD, Classe C 270 2.7 Cdi, Classe CLK 220 2.1 Cdi, Classe CLK 270 2.7 Cdi, Classe E 200 2.0 Diesel / 2.1 Cdi / 2.2 Cdi, Classe E 220 2.1 Cdi / 2.2 Cdi / 2.2 Diesel, Classe E 250 2.5 Diesel / 2.5 TD, Classe E 270 2.7 Cdi, Classe E 280 3.2 Cdi, Classe E 290 2.9 TD, Classe E 300 3.0, Classe E 320 3.2 Cdi, Classe G 270 2.7 Cdi, Classe ML 270 2.7 Cdi, Classe S 320 3.2 Cdi, Classe V 200 2.2 Cdi, Classe V 230 2.3 TD, **Viano** 2.1 Cdi, **Viano** 2.2 Cdi, **Vito** 108 2.2 Cdi / 2.3 Diesel, **Vito** 109 2.1 Cdi, **Vito** 110 2.2 Cdi / 2.3 Diesel / 2.3 TD, **Vito** 111 2.2 Cdi, **Vito** 112 2.2 Cdi, **Vito** 115 2.2 Cdi, O812 2.9, Sprinter, 190d 2.2l D / 2.5l D (84-89), 300d, Cd, Sd, Sdl, Td 2.5l D, Td 3.0l D, 3.5l D (86-93), 350sd, Sdl 3.5l D (91), E Class 3.0l D (95-99), S Class 3.5l D (94-95), **SKODA:** Octavia A4 (01-11) Motores Codigo/ Engine Codes: Aqm, Agr, Alh, Ahf, Asv, **VOLKSWAGEN:** Beetle (99-01), Bora (02-05), Golf Mk4 (98-06), **Todos Com Motores Código / All With Engine Codes:** Asv, Aqm, Agr, Alh, Ahf, Asv, **RENAULT:** Clio Express, Megane Express, R19 D, R21 D, Avantime 2.2 Dci 150cv, Escape lii 2.2, Laguna/ Laguna Grandtour 2.2 Dt 113cv, Laguna/ Laguna Grandtour li 2.2 Dci 140 / 150cv, Safrane li 2.2, Velsatis 2.2, Trafic li 2.5, Master 2.2 / 2.5 Cdi (2010 ->), **HYUNDAI:** Hr, **SEAT:** Ibiza 1.7 D, Málaga 1.7 D, Ronda 1.7 D

Aplicação / Application: UF-16.104

Haste de Partida KB/ Engagement Rod KB

Bosch Equivalente / Replace

UF - 7.701 Especificações / Features:



Comprimento / Length: 323 mm
Equivalente / Replace: 2 003 050 056
Partida / Starter: KB, 0 001 410 016, 0 001 410 019, 0 001 410 021, 0 001 410 041, 0 001 410 046, 0 001 410 050
Aplicação / Application: HASTE DE PARTIDA KB

Mancal Intermediário KB/ Drive Shaft Frame KB

Bosch Equivalente / Replace

UF - 8.801 Especificações / Features:



Equivalente / Replace: 2 005 825 077
Partida / Starter: KB
Aplicação / Application: CASE, CATERPILLAR, KOMATSU, MERCEDES-BENZ, SCANIA, VOLVO, FIAT-ALLIS: Caminhões, IVECO: Caminhões, VOLSWAGEN: Caminhões

MANCAL INTERMEDIÁRIO KB

Capa Mancal do Coletor KB / Starter Cover KB

Bosch Equivalente / Replace

UF - 8.802



Especificações / Features: Tipo/ Type: **KB**
Equivalente / Replace: 2 000 580 121

Partida / Starter: KB TODAS / ALL, 9 000 084 008, 9 000 084 009, 9 000 084 010, 9 000 084 011, 9 000 084 012, 9 000 084 013, 9 000 084 014, 9 000 084 015, 9 000 084 016, 9 000 084 017, 9 000 084 018, 9 000 084 019, 9 000 084 020, 9 000 084 021, 9 000 084 022, 9 000 084 023, 9 000 084 024, 9 000 084

025, 9 000 084 026, 0 001 417 042, 0 001 410 016, 0 001 410 017, 0 001 410 019, 0 001 410 021, 0 001 410 022, 0 001 410 024, 0 001 410 029, 0 001 410 035, 0 001 410 037, 0 001 410 041, 0 001 410 044, 0 001 410 046, 0 001 410 049, 0 001 410 050, 0 001 410 052, 0 001 410 058, 0 001 410 061, 0 001 410 062, 0 001 410 063, 0 001 410 067, 0 001 410 068, 0 001 410 069, 0 001 410 073, 0 001 410 075, 0 001 410 077, 0 001 410 078, 0 001 410 086, 0 001 410 087, 0 001 410 088, 0 001 410 089, 0 001 410 090, 0 001 410 091

Aplicação / Application: CASE, CATERPILLAR, FIAT-ALLIS, IVECO, KOMATSU, MERCEDES-BENZ, SCANIA, VOLVO, VOLKSWAGEN

CAPA MANCAL COLETOR KB

Bosch Equivalente / Replace

UF - 8.803



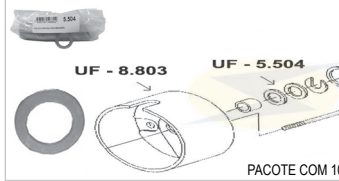
Especificações / Features: Tipo/ Type: **EF - 12V - 0,70 Kw / 0,80 Kw**

Equivalente / Replace: 2 005 852 008

Partida / Starter: 0 001 211 209, 0 001 211 210, 0 001 211 218, 0 001 211 219, 9 000 082 021, 9 000 082 025, 9 000 082 028, 9 000 082 030, 9 000 082 045, 9 000 082

Bosch Equivalente / Replace

UF - 5.504



Aplicação / Application: **AGRALE-DEUTZ:** 4100, M70 / 80 / 85 / 90 / 93ID, TX1100,

CHEVROLET-GM: Chevette, Hatch, Chevy 500, Marajo. **FIAT:** Premio / Rally / Spazio, Duna 60

051, 9 000 082 082
 / 70 / Weekend, Uno 1.1 / Mille / Elx / Ep, 147 Fiorino 1.5, Elba 1.5, Prêmio 1.5, Uno 1.5 / 1.6, 147 / 147 City / Europa / Fiorino / Gls / Oggi / Panorama / Pick-Up / Elba 1.5, Prêmio 1.5, Tempra 2.0 Mpi / Spi 16v / 8v, Tempra 2.0 Turbo, Tipo 1.6 I.E., Uno 1.6 Mpi, **FORD:** Bellina 1.8, Del Rey 1.8, Pampa 1.8, Royale 1.8 / 2.0, Versailles 1.8 / 2.0. **GURGEL:** Br 800, Tocantins L, Tr. **VOLKSWAGEN:** Sedan, Supermini, Karmann Ghia 1600, Sp, 600 / 1700, Variant li 1600, Brasília 1.3/1.6, Fusca 1300 / 1500 / 1600, 302, 307, 309, Gol 1.8, Kombi 1.6, Gol 1.0, Gol li 1.0i, li / lii / 1.6, Saveiro 1.6, Voyage 1.6, Saveiro 1.6, Voyage 1.5 / 1.6, Quantum 2.0i, Santana 2.0i. **YANMAR:** Bt22 / 23microtratores Ct 11 / Tc 11 Super. **LADA:** Niva 1.5 / 1.6. **MOTORES TIETE:** 950 / 950 L.

MANCAL DO COLETOR EF

Buchas do Alternador | Bushing for Alternators

Bosch Equivalente / Replace

UF - 5.506



Especificações / Features: PARA ROLAMENTO / BEARING N° 6201
Equivalente / Replace: 1 120 591 060
Alternador / Alternator:

Aplicação / Application: CASE, IVECO, VOLVO, SCANIA, MERCEDES-BENZ, FORD, CARGO

Bosch Equivalente / Replace

UF - 5.507



Especificações / Features: PARA ROLAMENTO / BEARING N° 6201
Equivalente / Replace: 1 120 591 082
Alternador / Alternator:

Aplicação / Application: CHEVROLET-GM, VALMET, FORD, VOLKSWAGEN

Bosch Equivalente / Replace

UF - 5.508



Especificações / Features: PARA ROLAMENTO / BEARING N° 6203
Equivalente / Replace: 1 120 591 103
Alternador / Alternator:

Aplicação / Application: CHEVROLET-GM, VOLKSWAGEN

Bosch Equivalente / Replace

UF- 4.401

Tipo / Type: **MPB e MPJ**



Equivalente / Replace: 214013, 9 001 453 549
Partida / Starter: 9 000 083 043, 9 000 083 065, 9 000 083 066, 9 000 083 068, 9 000 453 016, 9 000 453 020, 9 000 453 033, 9 000 453 034, 9 000 453 038, 9 000 453 041, 9 000 453 044, 9 000 453 045, 9 000 453 046, 9 000 453 047, 9 000 453 048, 9 000 453 049, 9 000 453 050, 9 000 453 051, 9 000 453 052, 9 000 453 053, 9 000 453 054, 9 000

453 060, 9 000 453 061, 9 000 453 064, 9 000 453 066, 9 000 453 069, 9 000 453 012, 9 000 453 013, 9 000 453 014, 9 000 453 017, 9 000 453 019, 9 000 453 027, 9 000 453 042, 9 000 453 043, 9 000 453 062

Aplicação / Application: **AGRALE-DEUTZ, CASE:** Pá carregadeira W7, Retroescavadeira 580 CK / 580 E (c/ motor Perkins 4 cil.), **CBT:** Trator 1090 / Trator 1100, **CHEVROLET-GM:** A60, A70, A80, A90, **CHRYSLER, CLARK:** Empilhadeira C300 HY40 / HY50 / HY60, Trator Michigan 75A, Trator Michigan II / III, **EATON:** Empilhadeira D83C / D83P / D87P, Pá carregadeira 250A / 1900, **FIAT-ALLIS:** Retroescavadeira FB80.2 Genesis 5.0, **FORD:** Carga 1113 D229-6 / 1313 D229-6, F2000 D229-4, F4000 D226-4 / FTO 4.4 / TC 4.4, F7000 D229-6, F11000 (c/ motor Perkins 6 cil.) / D229-6, F12000 (c/ motor Perkins 6 cil.) / D229-6, F13000 (c/ motor Perkins 6 cil.) / D229-6 / TD229-6, F19000 D229-6, F21000 D229-6, F22000 D229-6 / TD229-6, Trator 4610 / 6610 / 6610 TR4 / 7610, **HYSTER:** Empilhadeira 4203 (c/ motor Perkins 4 cil.) / 4236 (c/ motor Perkins 4 cil.), **MASSEY-FERGUSON:** Trator 951 (c/ motor Perkins 6 cil.) / 95X (c/ motor Perkins 6 cil.) / MF295/4 / MF296 / MF296/4, Trator de esteiras MF400 / MF3366, **NEW HOLLAND:** Trator 4630 OHV 3201 / 5030 Genesis / 5630 Genesis / 6630 Genesis / 7630 Genesis / 7810 Genesis / 7830 Genesis / 8030 Genesis, **VOLKSWAGEN:** 690, 690 S, 790 S, 7110 S, 7110 S, 11130, 11140, 12140 H, 13130, 14140, 22140

Bosch Equivalente / Replace

UF- 4.403

Tipo / Type: **EF e DM**



Equivalente / Replace: 9 001 082 207
Partida / Starter: 0 001 211 219, 9 000 082 028, 9 000 082 033, 9 000 082 042, 9 000 082 046, 9 000 082 049, 9 000 082 053, 9 000 082 054, 9 000 082 059, 9 000 082 061, 9 000 082 064, 9 000 082 066, 9 000 082 069, 9 000 082 070, 9 000 082 073, 9 000 082 074, 9 000 082 078, 9 000 082 079, 9 000 082 082, 9 000 082 083, F

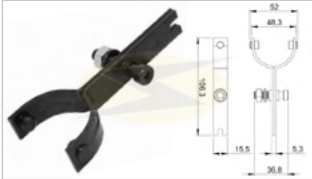
000 AL0 301, 9 000 082 021, 9 000 082 036, 9 000 082 039, 9 000 082 040, 9 000 082 041, 9 000 082 043, 9 000 082 045, 9 000 082 047, 9 000 082 048, 9 000 082 050, 9 000 082 051, 9 000 082 052, 9 000 082 055, 9 000 082 058, 9 000 082 062, 9 000 082 063, 9 000 082 065, 9 000 082 067, 9 000 082 071, 9 000 082 072, 9 000 082 075, 9 000 082 076, 9 000 082 077, 9 000 082 080, 9 000 082 081, 9 000 082 084, 9 000 082 085

Aplicação / Application: **AGRALE:** 1100 TX, 8500 TD, Motor M70 / M80 / M85 / M90 / M93 ID / M790, **CHEVROLET-GM:** Chevette 1.0 / 1.4 / 1.6 / 1.6S / Hatch 1.4 / Hatch 1.6, Chevy 500 1.6 / 1.6 S, Marajó 1.4 / 1.6 / 1.6 S, **FIAT:** 80, 120, 140, 147 / City / Europa / 1050 / 1300 / Fiorino / GLS / Oggi / Panorama / Pick-up / Rally / Spazio / Spazio Racing / Spazio TR, Duna 60 / 60 Weekend / 70 / 70 Weekend, Elba 1.3 / 1.5 / 1.6, Fiorino 1.5 / 1.6 / furgão 1.0 / furgão 1.3 SPI / 1.5 SPI / pick-up 1.0 / pick-up 1.3 / pick-up 1.5, Oggi 1300, Panorama 1300, Prêmio 1.5 / 1.5 SPI / 1.6, Spazio 1.3, Tempra 2.0 MPI 16V / SPI 8V, Uno 1.0 / 1.1 / 1.1 Brio / 1.5 / 1.6 / 1.6 MPI / 1050 / 1300, Uno Mille / 1.0 / 1.5 SPI / Electronic / ELX / EP, **FORD:** Belina II 1.6 / 1.8 UD / 1.8 EU, Corcel II 1.6, Del Rey 1.6 / 1.8 / 1.8 UD / 1.8 UE, Escort 1.3 / 1.6 / 1.8 / Ghia / Guarujá AP 1.8 / XR3, Pampa 1.6 / 1.6 4x4 / 1.6 AP / 1.8 / 1.8i, Royale 1.8 / 1.8i AP / 2.0 / 2.0i AP, Verona 1.8 / 1.8 AP, Versailles 1.8 / 1.8i AP / 2.0 / 2.0i AP, **GURGEL:** BR800, Carajás 1.8, Supermini, Tocantins 1.6 L / 1.6 TR, **LADA, TIETÊ:** Motor RD900 / RD900L / RD950 / RD950L, **VOLKSWAGEN:** Apollo 1.8 / 1.8 GL / 1.8 GLS AP, Brasília 1.3 / 1.6, Fox 302 / 307 / 309, Fusca 1.6 / 1300 / 1500 / 1600, Gol 1.0 / 1.6 / 1.6 AP / 1.8 / G2 1.0i / G2 1.8i, Karmann Ghia 1600, Kombi 1.3 / 1.5 / 1.6, Parati 1.6 / 1.6 AP, Passat 1.5 / 1.6 / 1.8, Quantum 1.8 / 2.0 / 2.0i, Santana 1.8 / 1.8i / 2.0 / 2.0i, Saveiro 1.6 / 1.6 AP, Variant 1600 / G2 1600, Voyage 1.5 / 1.6 AP, **YANMAR:** Microtrator TC11 / TC11 Super, Motor BT22 / BT33

Bosch Equivalente / Replace

UF- 4.404

Tipo / Type: **JD**



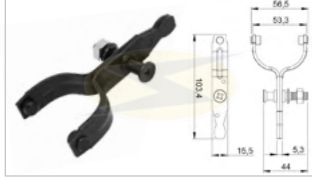
Equivalente / Replace: 9 001 083 243, 9 001 083 238
Partida / Starter: 9 000 083 024, 0 001 354 076, 0 001 358 030, 9 000 083 000, 9 000 083 001, 9 000 083 002, 9 000 083 003, 9 000 083 004, 9 000 083 011, 9 000 083 012, 9 000 083 013, 9 000 083 014, 9 000 083 015, 9 000 083 018, 9 000 083 019, 9 000 083 020, 9 000 083 029, 9 000 083 030, 9 000 083 040

Aplicação / Application: **FIAT:** 70 / 100 / 130, **AGRALE-DEUTZ:** 1800 D, BX 4.60 / 60, TX 1600, **CASE:** W18 / W 20 / W 20 B, **CBT:** 1065 / 1105 / 2080 / 2105 / 8060 4X4, **MERCEDES-BENZ:** SÉRIES - 6t L, 10t, 11t L, 13t L, 15t L, 20t L, 22t L, O, 608 D L, 1013 L, 1111 L, 1313 L, 1516 L, 2013 L, 2216 L, O362 **SLC:** 6200, 6200 TURBO, 7200 / 7700 / TURBO, **MÜLLER:** VIBRO RT 62 / 82, **MWM-DIESEL:** D 229-3 / D229-4 / 229-6, TBD 229-EC-6, TD 229-6, **SLC:** 7000 - 7200 TURBO, **VALMET:** 62 ID / 65 ID, 65ID, 85 ID, 110 ID, 685, 685 ECO, **MASSEY-FERGUSON:** MF-200-235 / 265 / 265/4

Bosch Equivalente / Replace

UF- 4.402

Tipo / Type: **JF**



Equivalente / Replace: 2 001 933 134, 2 001 933 135, 2 001 933 149, 9 001 083 432
Partida / Starter: 0 001 362 046, 0 001 362 081, 0 001 367 029, 0 001 367 054, 0 001 367 061, 0 001 368 001, 0 001 368 069, 0 001 368 300, 0 001 368 301, 0 001 368 302, 0 001 368 306, 0 001 368 307, 0 001 368 309, 0 001 369 014, 9 000 083 028, 9 000 083 029, 9 000 083 031, 9 000

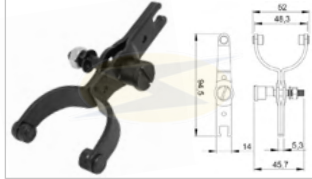
083 035, 9 000 083 036, 9 000 083 038, 9 000 083 042, 9 000 083 043, 9 000 083 050, 9 000 083 053, 9 000 083 054, 9 000 083 055, 9 000 083 056, 9 000 083 058, 9 000 083 059, 9 000 083 061, 9 000 083 062, 9 000 083 063, 9 000 083 064, 9 000 083 065, 9 000 083 066, 9 000 083 067, 9 000 083 068, 9 000 083 069, 9 000 083 071, 9 000 083 072, 9 000 083 073, 9 000 083 074, 9 000 083 075, 9 000 083 076, 9 000 083 077, 9 000 453 072, 9 000 453 074, 9 000 453 075, 9 000 453 076, 9 000 453 077, 9 000 453 079, 9 000 453 080, 9 000 453 082, 9 000 453 083, 9 000 453 086, 9 000 453 088, 9 000 453 089, 9 000 453 090, 9 000 453 091, F 000 AL0 602, F 000 AL0 700, 9 000 083 027, 9 000 083 039, 9 000 083 041, 9 000 083 045, 9 000 083 046, 9 000 083 051, 9 000 083 052, 9 000 083 057

Aplicação / Application: **AGRALE (caminhões):** 1600D, 4500D, 5000D, 6150, 7000, 7000D, 7000TD, 7500TD, **AGRALE (máquinas):** Trator AX4.80S / AX4.100S / AX4.120S / AX4.100 / AX4.190 / BX4.60 / BX4.90 / BX4.100 / BX4.110 / BX4.130 / BX4.150, **AGRALE (ônibus):** MA7.5, **CASE:** Escavadeira 80CR / 80P, Escavadeira hidráulica 888 BCKE 6BT / 888 CKE 6BT, Pá carregadeira W18 / W20 / W20B / W20E, Retroescavadeira 580H / 580SH 4x2 / 580SH 4x4, **CBT:** Trator 1065 / 1105 / 2080 / 2105 / 8060 4x4 / 8240 / 8260 4x4 / 8440, **CHEVROLET-GM (caminhões):** D6000 (c/ motor Maxion S4 / S4T / S4T Plus), **CHEVROLET-GM (carros):** D20 (c/ motor Maxion S4 / S4T), **EL DETALLE (ônibus):** OA101 BF6L 913C, **FIAT (caminhões):** 80 8340, 80 S 8340.05, 120 8360, 130 CP3, 140 8360, **FIAT-ALLIS (máquinas):** Retroescavadeira FB80, **FORD (caminhões):** Carga 814 / 815 / 1216 / 1217 / 1417 / 1215 / 1415 / 1416 / 1421 / 1617 / 1618 6.10 / 1621, F4000, F12000, F14000, **Ford (ônibus):** B1618 6.10T, B1621 6.10T, **IVECO (caminhões):** EuroCargo 120 E15 / 140 E18 / 150 E18 / 150 E20 / 150 E20T / 160 E21 / 160 E23 / 160 E23T, **JOHN DEERE (máquinas):** Colheiteiras, Escavadeira JD50D, **KOMATSU (máquinas):** Motoniveladora A835 (Cummins 6BT 5.9) / GD523A (Cummins 6BT 5.9) / GD523R (Cummins 6BT 5.9), Retroescavadeira PC150 (Cummins 6BT 5.9) / PC150 SE (Cummins 6BT 5.9), Trator de esteiras D30E / D50A, **MASSEY-FERGUSON (máquinas):** Colheiteira MF1630 / MF3640 / MF5650 / MF5650 Turbo / MF6845 / MF6855 / MF6865 / MF235 / MF265 / MF265/4 / MF275 / MF275/4 / MF290/4 / MF283 / MF292 Turbo / MF292/4 Turbo / MF295 / MF295/4 / MF296 / MF296/4, **MAXION (máquinas):** Colheiteira Ideal 9070 / 9075 / 9090, Trator 9110 / 9130 / 9150 / 9170, **MERCEDES-BENZ (caminhões):** 608 D L, 610 M L, 708 E L, 708 E LO, 709, 710, 712, 809 LO, 809 LO, 812 LO, 814 LO, 912, 914, 917, 1013 L, 1111 L, 1113, 1113 L, 1113 LA, 1113 LPO, 1114 L, 1116 L, 1117 L, 1117 LA, 1118 L, 1214 C, 1214 L, 1217 L, 1218 L, 1218 L Euro 1, 1219 LP, 1313 L, 1313 LA, 1313 LS, 1316 L, 1317 L, 1318 L, 1319 L, 1414 L, 1418 L, 1418 L Euro 1, 1419 LP, 1420 L, 1513 L, 1513 LA, 1516 L, 1517 L, 1518 L, 1518 LS, 1614 L, 1618 L, 1620 L, 1621 L, 1714 K, 1717 K, 1717 L, 1718, 1718 A, 1718 K, 1720, 1720 L, 1721 S, 1722 S, 1723, 2013 L, 2013 LA, 2014 L, 2016 L, 2113 L, 2213 LA, 2213 L, 2214 L, 2215 L, 2216 L, 2314 L, 2318 L, 2318 LB, 2318 LK, 2418, **MERCEDES-BENZ (ônibus):** O362, O364, O365, O371, OF812, OF1113, OF1114, OF1115, OF1313, OF1314, OF1315, OF1318, OF1618, OF1620, OF1721, OH1113, OH1313, OH1314, OH1315, OH1316, OH1318, OH1420, OH1421, OH1621, OH1623, OHL1620, OHL1621, **MÜLLER (máquinas):** Rolo compactador RT62H / RT82H / VAP55, Trator TM12 / TM14, **MWM (motores):** Motor D229-3 / D229-4 / D229-6, **NEW HOLLAND (máquinas):** Colheiteira 8040 / 8055, **PERKINS, PUMA (caminhões):** 914, 7900, **SLC (máquinas):** Colheiteira 6200 / 6200 Turbo / 7000 / 7200 Turbo / 7700 Turbo, **TOYOTA (carros):** Bandeirante, **VALMET (máquinas):** Trator 62 ID / 65 ID / 68 VS / 68 VS Cafeeiro / 68 VS Especial / 78 S / 78 VE / 88 / 110 / 118 / 118-4 / 118 PID / 118-4 PID / 128 VS / 128 4x4 VS / 128 4x4 PID / 138 Turbo TV / 138-4 Turbo VS / 148 4x4 VS / 148 Turbo TV / 785 / 880 / 880 4x4 / 885 / 885 4x4 / 885S / 980 4x4 Turbo / 985 / 985 4x4 / 985S / 1180 / 1180S / 1280 / 1280R / 1380S / 1580 / 1680S / 1780 / 1880S, **VOLKSWAGEN (caminhões):** 7100, 7120, 8100, 8120, 8140, 8140 CE, 8140 CO, 8150, 8150 OD, 9150 OD, 12140, 12170, 12180, 13150, 13170, 13180, 13190, 14150, 14170, 14180, 14200, 15170, 16170, 16180, 16200, 16210, 17210, 17240, L80, **VOLKSWAGEN (ônibus):** B16180, **VOLVO, YANMAR (máquinas):** Trator 1050.D / 1050.D 4x4, **YANMAR (motores):** Motor BT22 / BT33 / BT22 / BT33, Motor estacionário, Motor marítimo, **VALTRA (máquinas):** Tratores

Bosch Equivalente / Replace

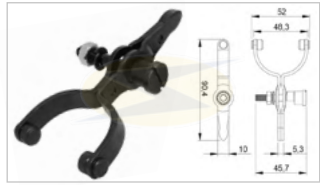
UF- 4.406

Tipo / Type: **MWB**



Equivalente / Replace: WAPSA : 214006
Partida / Starter: 9 000 451 017, 9 000 451 003, 9 000 451 010, 9 000 451 011, 9 000 451 012
Aplicação / Application: **VOLKSWAGEN:** Gol C / Ci / Gi, Parati / CL / GL, Passat 1.5 / 1.6 / GTS, Saveiro CL / GL, Voyage C / CL / GL, **FORD:** Escort - Álcool e transmissão automática.

Bosch Equivalente / Replace



UF-4407

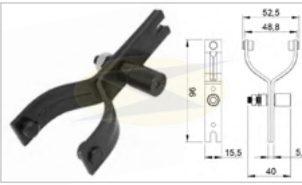
Tipo / Type: **MWB**

Equivalente / Replace: 9 001 451 346, **WAPSA:** 214011

Partida / Starter: 9 000 451 003, 9 000 451 010, 9 000 451 011, 9 000 451 012, 9 000 451 017

Aplicação / Application: **FORD:** Escort (c/ transmissão automática e álcool), **VOLKSWAGEN:** Gol C / Ci / Gi, Parati / CL / GL, Passat 1.5 / 1.6 / GTS, Saveiro CL / GL, Voyage C / CL / GL.

Bosch Equivalente / Replace



UF-4408

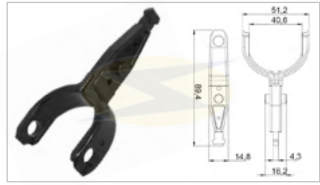
Tipo / Type: **ED**

Equivalente / Replace: 9 001 082 261

Partida / Starter: 9000 082 010

Aplicação / Application: **FORD:** Corcel, **VOLKSWAGEN**

Bosch Equivalente / Replace



UF-4411

Tipo / Type: **DA, DW, DM**

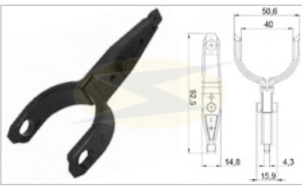
Equivalente / Replace: 1 001 933 111

Partida / Starter: F 000 ALO 401, 9000081003, 0 001 115 079, 0 001 107 007, 0 001 107 015, 0 001 107 016, 0 001 107 018, 0 001 107 019, 0 001 107 020, 0 001 107 021, 0 001 107 022, 0 001 107 043, 0 001 107 045, 0 001 107 054, 0 001 107 059, 0 001 107 063, 0 001 107 066, 0 001 107 068, 0 001 107 075, 0 001 108 048, 0 001 108 080, 0 001 108 085, 0 001 108 094, 0 001 108 176, 0 001 108 213, 0 001 109 018, 0 001 109 405, 0 001 110 017, 0 001 110 072, 0 001 112 025, 0 001 112 041, 0 001 113 009, 0 001 113 010, 0 001 121 007, 0 001 121 008, 0 001 121 009, 0 001 121 017, 6 004 AAO 020, 9 000 081 001, 9 000 081 004, 9 000 081 005, 9 000 081 006, 9 000 081 007, 9 000 081 008, 9 000 081 009, 9 000 081 010, F 000 ALO 100, F 000 ALO 101, F 000 ALO 102, F 000 ALO 103, F 000 ALO 104, F 000 ALO 300, F 000 ALO 301, F 000 ALO 302, F 000 ALO 304, F 000 ALO 305, F 000 ALO 306, F 000 ALO 309, F 000 ALO 310, F 000 ALO 313, F 010 ALO 301, 0 001 108 115, 0 001 139 037, 0 001 139 037, 0 001 115 089, 0 001 147 408, 0 001 147 409, 0 001 116 003

Aplicação / Application: **VOLKSWAGEN:** Gol, Parati Geração 2 e 3 com motores 1.0 Mi, 16V e Turbo a partir de Setembro/2001, PARTIDAS DW E DM; Beetle 2.0, Bora 1.6 / 2.0 / 2.0 TotalFlex, Gol 1.8 / 2.0 GTI / II 1.8 Mi / II 1.8i / II 2.0 Mi / II 2.0 Mi / II 2.0 Mi / II 2.0i / III 1.6 Mi / III 1.8 Mi / III 2.0 Mi, Golf 1.8 / II 1.8 / III 1.8 / III 2.0 Syncro / IV 1.4 / IV 1.8 / IV 1.8 4Motion / IV 1.8 GTI Turbo / IV 2.0 / IV 2.0i, Logus 1.6 / 1.6i / 1.8 / 1.8i / 2.0 / 2.0 Mi, Parati 1.6 / 1.8 / II 1.8 Mi / II 1.8i / II 2.0 Mi / II 2.0i / III 1.8 Mi / III 2.0 Mi, Passat 1.8 / 1.8 Turbo / 2.0, Pointer 1.8 / 1.8i / 2.0 / 2.0 Mi, Polo Classic 1.8 Mi, Quantum 1.8 Mi / 1.8i / 2.0 Mi / 2.0i, Santana 1.8 Mi / 1.8i / 2.0 Mi / 2.0i, Saveiro 1.8 / II 1.6 Mi / II 1.8 Mi / II 2.0 Mi / III 1.6 Mi / III 1.8 Mi / III 2.0 Mi, Voyage 1.8. **ALFA ROMEO:** Alfa 164 2.0 / 2.0 V6 Turbo / 3.0 V6 12V / 3.0 V6 24V / 3.0i.e., Spider 3.0 V6 12V, **AUDI:** 100 1.6 / 2.0, 200 1.8i Turbo, 80 1.6 / 1.8 / 2.0, A4 1.6 / 1.8, A6 1.8 / 2.0, Cabriolet 1.8 (1997-2000), Cabriolet 2.0 (1993-1998), Coupe 2.0 (1991-1995), **VOLVO:** S40 1.6 16V (1997-2004), S40 1.8 16V (1995-1999), S40 1.9 T4 (1997-2004), S40 2.0 T 16V (1995-2004), V40 1.6 16V (1997-2004), V40 1.8 16V (1995-1999), V40 2.0 16V (1999-2004), V40 2.0 T4, **SKODA:** Superb 1.8 T (2001-2008), Superb 2.0 (2001-2008), **CHEVROLET GM:** Astra 1.8 MPFi / 1.8i / 2.0 MPFi / 2.0i / Sedan 1.8 MPFi / 1.8i / 2.0 MPFi / 2.0i / 2.0i 16V, Blazer 2.2 EFi, C20 4.1 MPFi / 4.1

Powertech, Ipanema 2.0 MPFi, Kadett 2.0 MPFi, Omega 2.0 MPFi / 2.0i / 2.2 MPFi / 2.2i / 3.0 MPFi / 3.0i / 4.1i / Suprema 2.0 MPFi / 2.0i / 2.2 MPFi / 2.2i / 3.0 MPFi / 3.0i / 4.1i, S10 EFi / MPFi, Silverado 4.1 Powertech, Vectra 2.0 / 2.0 16V / 2.0 GSi 16V / 2.2 MPFi, Zafira 2.0 MPFi / 2.0i SFi 16V, **CITROEN:** Berlingo 1.1 / 1.4 / 1.6 / 1.8i, Evasion 2.0i / Turbo, Jumper 2.0i, Xantia 1.6i / 1.8i / 1.8i 16V / 2.0i / 2.0i 16V / 2.0i Turbo, XM 2.0i 16V / 2.0i 16V Turbo, Xsara 1.8i / 1.8i 16V / 2.0i 16V / Picasso 2.0 16V, ZX 1.8i, C2 1.1 / 1.4 / 1.6 (2003->), C3 1.1 / 1.4 / 1.6 (2002->), Saxo 1.0 / 1.1 / 1.4 / 1.6 (1996-2003), Xsara 1.4 / 1.6 (1997-2005), Xsara Picasso 1.6 (1999->), **FIAT:** Brava, Ducato, Linea, Marea / Weekend, Palio 1.6 16V / Adventure 1.6 MPI 16V / Weekend 1.6 16V / 1.6 MPI 16V, Siena 1.6 MPI 16V, Strada 1.6 MPI 16V / 1.7 TDS, Tempra 2.0 8V / 2.0 MPI 16V / 2.0 SPi 8V / 2.0i.e. SW / Turbo 2.0 MPI 8V, Tipo 1.8i.e. / 2.0i.e. / 2.0i.e. 16V, Ulysse 1.8i.e. / 2.0i.e. / 2.0i.e. Turbo, **FORD:** Escort 1.6i / 1.8i / 1.8i Zetec / 2.0i, Mondeo 2.0i, Royale 1.8i / 2.0 / 2.0i, Verona 1.8i / 2.0i, Versailles 1.8i / 2.0 / 2.0i, Transit 2.2 TDCi (2011->), Transit 2.2 TDCi 4x4 (2011-2014), Transit 2.2 TDCi RWD (2011-2014), Transit FT 2.2 TDCi 4X4 (2014->), Transit FT 2.2 TDCi RWD (2014->), **MERCEDES-BENZ:** Classe A 190, SLK 200 1.8 (2011->), SLK 250 1.8 (2011->), C 180 1.8 CGI (2007->), C 200 1.8 CGI (2011->), C 200 2.0 CGI (2007->), C 250 1.8 CGI (2009->), E 200 1.8 CGI (2009-2010), E 200 1.8 NGT (2011->), E 250 1.8 CGI (2009->), **OPEL:** Astra 2.0i, Calibra 2.0i 16V / 2.0i Turbo, Omega 1.8i / 2.0i / 2.4i / 2.6i / 3.0i / 3.6i, Vectra 2.0i 16V, **PEUGEOT:** 106 1.0 / 1.1 / 1.4 / 1.6 (1996-2004), 206 1.1 / 1.4 / 1.6, 206 SW 1.1 / 1.4 / 1.6 (2002->), 306 1.1 / 1.4 / 1.6 (1993-2002) 1.8i / 1.8i 16V / 1.9D / 2.0i / 2.0i 16V, 307 1.4 (2000->), 307 1.4 16V (2003-2007), 307 1.6 16V (2000-2007), 307 SW 1.6 16V (2002-2008), Partner 1.1 (1996-2005), Partner 1.1 Combispac (1996-2002), Partner 1.4 (1996-2015), Partner 1.4 Combispac (1996-2015), Partner 1.6 16V Combispac (2001-2008), 205 1.9i, 405 1.6i / 1.8i / 1.9D / 2.0i, 605 2.0i 16V, 806 2.0i / 2.0i Turbo, Partner 1.8i, **SEAT:** Alhambra 1.8 Turbo / 2.0 CityGolf 1.6, Cordoba 1.6 / 1.8 / 1.8 16V / 2.0, Ibiza 1.8, Inca 1.6i EFi, Vario 1.6, **TOYOTA:** Corolla 1.6i 16V / Hatchback 1.6i 16V / Sedan 1.6i 16V / 1.8i 16V, **BMW:** 530i 3.0 (1992-1995), 530i Touring 3.0 (1992-1996), 535i 3.5 (1996-2003), 540i 4.0 (1992-1995), 540i 4.4 (1996-2003), 540i 4.0 Touring (1993-1996), 540i Touring 4.4 (1997-2004), 730i/IL 3.0 (1991-1996), 735i/IL 3.5 (1994-2001), 740i/IL 4.0 (1991-1996), 740i/IL 4.4 (1996-2001), 840Ci 4.4 (1994-1999), 840i 4.0 (1993-1996), M5 5.0 (1998-2003), X5 4.4 i (1999-2003), X5 4.5 is (2002-2003), Z8 5.0 (2000-2003), **PORSCHE:** Panamera, 3.0 D (2011->) / 3.0 S (2013->) / 3.0 S Hybrid (2011->) / 3.6 (2010->) / 3.6 4 (2010->) / 4.8 4S (2009->) / 4.8 GTS (2012->) / 4.8 S (2009->) / 4.8 T (2009->) / 4.8 T S (2011->).

Bosch Equivalente / Replace



UF-4415

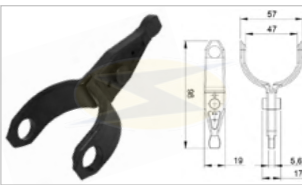
Tipo / Type: **ED**

Equivalente / Replace: 1 001 933 000, 1 001 933 101, 1 001 933 059

Partida / Starter: 0 001 218 159, 0 001 218 168, 0 001 218 174, 6 033 AB1 J00, 9 000 331 419, 9 000 331 432, 9 000 331 433

Aplicação / Application: **CHEVROLET, NISSAN, TROLLER, FIAT:** Ducato 2.5 D / 2.5 TD, **FORD:** F250, **IVECO:** Daily 10 / 35-12, **LAND ROVER:** Defender 2.5 Turbo Diesel, Discovery 2.5 TDI, Range Rover 2.5 TDI, **MARCOPOLO:** Volare, **MERCEDES-BENZ:** Sprinter 310 D / 312 D / 412 D, **PEUGEOT:** Boxer 2.8 Diesel.

Bosch Equivalente / Replace



UF-4416

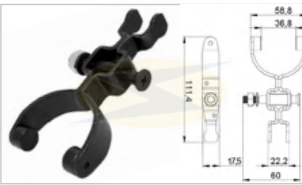
Tipo / Type: **EV**

Equivalente / Replace: 9 003 331 931, 6 033 AD5 157

Partida / Starter: 0 001 223 505, 0 001 223 003, 0 001 223 010, 0 001 231 003, F 002 G20 904, F 042 002 135, BC45-11001-BA, 0 001 230 007, 0 001 230 011, 0 001 230 023, 0 001 230 030, 0 001 231 002, 0 001 231 033, 0 001 223 504, 0 001 241 001, 0 001 260 026, 0 001 261 002, 0 001 261 026, 0 001 262 006, 0 001 262 034, 0 001 263 047

Aplicação / Application: **CASE:** Trator JX90, **FORD:** Cargo 1317 / 1517 / 1717 / 1722 / 2422 / 2428 / 2622 / 2623 / 2629 / 816 / 1119 / 1319 / 1519 / 1719 / 1729 / 1723 / 2423 / 2429 / 2623 / 2629 / 1317 / 1517 / 1717 / 1722 / 2422 / 2626 / 2628 / 2622 / 2626, MOTOR CUMMINS ELETRÔNICO 24V MOTOR ISC 4.5L E 6.7L (->2010), F4000, F12000, F14000, F16000, F250, F350, **IVECO:** Daily 35 C9 / C11 / C13 / S9 / S11 / S13, **MASSEY FERGUSON:** Colheitadeira MF9690ATR, **MERCEDES-BENZ:** 712 C, 814 LO, 914 C, 914 LO, 915 E, 1117, 1215 C, 1218 L, 1317, 1418 L, 1520, 1618 L, 1618 M, 1622 L, 1718 M, 1728, 2423, 2428, Acelo 915 C, Alego 1315 / 1418 / 1518 / 1718 / 1725 / 2425, Axor 1933 / 2533, Unimog U500 / U2150, **MERCEDES-BENZ (ônibus):** O500 M / R / U, O530 (Citaro), O915 L, OF1417, OF1418, OF1722, OH1418, **NEW HOLLAND:** Trator TL70 / TL80 / TL90 / TL100, **SCANIA:** G380, G420, P230, P270, P310, P340, P380, P420, P470, R230, R270, R310, R340, R380, R420, R470, R480, T340, T380, T420, T470, **SCANIA (ônibus):** K270, K310, K340, K380, K420, L94, **FIAT:** Ducato

Bosch Equivalente / Replace



UF-4427


Tipo / Type: **JE**

Equivalente / Replace: 9 001 453 645

Partida / Starter: 0 001 371 001

Aplicação / Application: **MERCEDES-BENZ, CARGO, CAMINHÃO VW, SCANIA:** 124

Bosch/Delco Equivalente / Replace




UF-4428

Tipo / Type: **JE**

Equivalente / Replace: 2 001 933 017, 2 001 933 018, 2 001 933 021

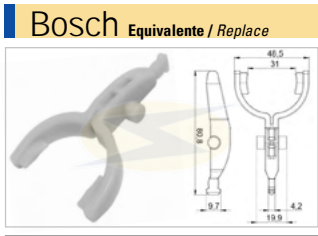
Partida / Starter: 0 001 371 004, 0 001 371 005, 0 001 371 006, 0 001 371 007, 0 001 371 008, 0 001 371 010, 0 001 371 012, 0 001 371 013, 0 001 372 001, 0 001 372 002, 0 001 372 003, 0 001 372 004, 0 001 372 005, 0 001 372 006, 0 001 370 001, 0 001 371 009, 0 001 371 014, 9 000 453 029, 9 000 453 067, 9 000 453 068, F 000 ALO 801, **DELCO:** 19070030, 19070033, 19070035, 19070036, 19070037

Aplicação / Application: **CASE:** W 36 B TURBO, **CUMMINS:** CT 6 CT 8.3, **KENWORTH:** 13.120 / 22.210 / 23.210, **VOLKSWAGEN:** 16T 16.210, **FORD:** Cargo 2324 / 3224 / 4030, F7000, **MERCEDES-BENZ:** 16L L1625, 18TL LG 1825, 19TL LS 1938, 23TL L/LB/LK2325, 26TL LS 2638, 1625 L / LS, 1630 LS, 1825 LG, 1935 LS, 1941 LS, 2325 L, 2635 L, Acros 1831 / 1835 / 1840 / 1848 / 1853 / 8571 / 2031 / 2035 / 2040 / 2053 / 2531 / 2535 / 2540 / 2543 / 2548 / 2553 / 2557 / 2631 / 2635 / 2640 / 2643 / 2648 / 2653 / 2657 / 3231 / 3235 / 3240 / 3243 / 3331 / 3335 / 3340 / 3343 / 3348 / 3353 / 4140 / 4143 / 4148, O350, O400, O530 (Citaro), O580 (Travego), OH1624 L, OH1628 L, OH1630 L, OH1635 L, OHL1624, OHL1628, OHL1630, OHL1635, **SCANIA:** Séries 114, 124, DS, DSC e DSI, P114, P124, P322, P360, P400, P420, R114, R124, R144, R164, R320, R322, R340, R360, R400, R420, R460, R480, R530, R580, T114, T124, T144, T322, T360, T400, T420, T460, T530, K124, K360, K420



UF-4.434 Tipo / Type: **K1, CDS**
Equivalente / Replace: F 000 CD1 020
Partida / Starter: F 000 CD0 800, F 000 CD0 900, F 000 CD0 A90, 51888975, 0 001 121 439, F 000 CD0 001, F 000 CD0 002, F 000 CD0 003, F 000 CD0 905, F 000 CD0 9A0, F 000 CD1 020, F 000 CD0 903
Aplicação / Application: **CHEVROLET - GM:** Montana, **DA-CIA:** Duster, Logan, Logan Mcv, Sander, **FIAT:** Fiorino 1.3 Fire,


Doblo, Palio, Strada, Siena, Idea, Uno (Novo / New), Marea, Strada 1.4/1.6, Punto, Bravo, **Todos Motores/ All Engines:** E.Torq, **VOLKSWAGEN:** Gol, Voyage 1.0 / 1.6, **RENAULT:** Duster, Logan 1.6 / Mcv, Scenic 1.6, Megane 1.6, Sander Todos / All 1.0 (2006→), **IVECO:** Stralis 440 S50 / 440 S54 / 440 S56 / 160 T38 / 190 T38 / 190 T44 / 190 T45



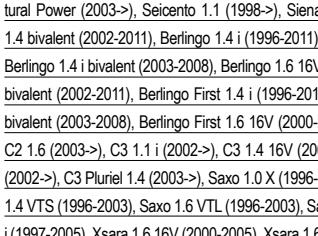
UF-4.451 Tipo / Type:
Equivalente / Replace: 1 001 933 130
Partida / Starter: 0.001 170 421, 0.001 174 011
Aplicação / Application: **FIAT:** Uno, Mobi, Argo



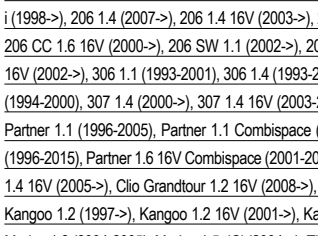
UF-4.456 Tipo / Type:
Equivalente / Replace: 1 007 010 279
Partida / Starter: 0.001 124 028, 0.001 124 029, 0.001 125 625, 0.001 125 626, 900006 1009, 9204 6275
Aplicação / Application: **TOYOTA:** Hilux 2.8 / 3.0 Diesel (2016-2018), SW4 2.8 Diesel (2016-2018), **CHEVROLET:** Ômega Australiano V6



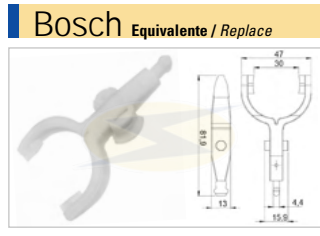
UF-4.490 Tipo / Type:
Equivalente / Replace:
Partida / Starter: **BOSCH:** 0.001 116 001, 0.001 116 003, 0.001 116 005, 0.001 116 006, 0.001 116 008, 0.001 116 009
Aplicação / Application: **FIAT:** Brava 1.2 16V (1998-2000), Cinquecento 1.1 Sporting (1994-1998), Marea 1.2 16V (1998-), Punto 1.1 (1995-1999), Punto 1.1 i.e. (1993-1999), Punto 1.2 (1994-1999), Punto 1.2 16V (1997-1999), Punto 1.2 Natural Power (2003-), Seicento 1.1 (1998-), Siena 1.2 (1998-), **CITROEN:** Berlingo 1.1 i (1996-2008), Berlingo 1.4 bivalent (2002-2011), Berlingo 1.4 i (1996-2011), Berlingo 1.4 i (1996-2011), Berlingo 1.4 i bivalent (2003-2005), Berlingo 1.4 i bivalent (2003-2008), Berlingo 1.6 16V (2000-2011), Berlingo First 1.1 i (1996-2008), Berlingo First 1.4 bivalent (2002-2011), Berlingo First 1.4 i (1996-2011), Berlingo First 1.4 i bivalent (2003-2005), Berlingo First 1.4 i bivalent (2003-2008), Berlingo First 1.6 16V (2000-2008), C2 1.1 (2003-), C2 1.4 (2003-), C2 1.4 16V (2006-), C2 1.6 (2003-), C3 1.1 i (2002-), C3 1.4 16V (2003-), C3 1.4 i (2002-), C3 1.4 i Bivalent (2002-), C3 1.6 16V (2002-), C3 Pluriel 1.4 (2003-), Saxo 1.0 X (1996-2003), Saxo 1.1 SX (1996-2003), Saxo 1.1 X (1996-2003), Saxo 1.4 VTS (1996-2003), Saxo 1.6 VTL (1996-2003), Saxo 1.6 VTR (1996-2003), Saxo 1.6 VTS (1996-2003), Xsara 1.4 i (1997-2005), Xsara 1.6 16V (2000-2005), Xsara 1.6 i (1997-2005), Xsara Picasso 1.6 (1999-), **PEUGEOT:** 106 1.0 i (1996-2001), 106 1.1 i (1996-2004), 106 1.4 i (1996-2004), 106 1.6 i (1996-2001), 106 1.6 S16 (1996-2004), 206 1.1 i (1998-), 206 1.4 (2007-), 206 1.4 16V (2003-), 206 1.4 i (1998-), 206 1.6 16V (2000-), 206 1.6 i (1998-2000), 206 CC 1.6 16V (2000-), 206 SW 1.1 (2002-), 206 SW 1.4 (2002-2007), 206 SW 1.4 16V (2003-), 206 SW 1.6 16V (2002-), 306 1.1 (1993-2001), 306 1.4 (1993-2001), 306 1.4 SL (1994-2001), 306 1.6 (1993-2002), 306 1.6 SR (1994-2000), 307 1.4 (2000-), 307 1.4 16V (2003-2007), 307 1.6 16V (2000-2007), 307 SW 1.6 16V (2002-2008), Partner 1.1 (1996-2005), Partner 1.1 Combispac (1996-2002), Partner 1.4 (1996-2015), Partner 1.4 Combispac (1996-2015), Partner 1.6 16V Combispac (2001-2008), **RENAULT:** Clio 1.2 (1996-), Clio 1.2 16V (2001-2007), Clio 1.4 16V (2005-), Clio Grandtour 1.2 16V (2008-), Grand Modus 1.2 (2004-2005), Grand Modus 1.5 dCi (2004-), Kangoo 1.2 (1997-), Kangoo 1.2 16V (2001-), Kangoo 1.2 16V Express (2001-), Kangoo 1.2 Express (1997-), Modus 1.2 (2004-2005), Modus 1.5 dCi (2004-), Thalia 1.2 16V (2002-), Twingo 1.2 (1996-2007), Twingo 1.2 16V (2001-2007), Twingo 1.2 Turbo (2007-), **NISSAN:** Almera 1.5 (2000-2006), Almera 1.8 (2000-2006), Almera Tino 1.8 (2000-2006), Almera Tino 2.0 (2000-2003), Micra 1.0 i 16V (1992-2003), Micra 1.4 i 16V (2000-2003), Primera 1.6 (2002-2008), Primera 1.6 16V (1996-2002), Primera 1.8 (2002-2008), Primera 1.8 16V (1999-2002), **LANCIA:** Y 1.1 (1995-2000), Y 1.2 (1996-2003), Y 1.2 16V (1997-2000), Y10 1.1 Avenue (1995-1995), Y10 1.1 Avenue 4WD (1995-1995), Y10 1.1 i.e. Fire (1992-), Y10 1.1 i.e. Fire 4WD (1992-1995).



UF-4.462 Tipo / Type:
Equivalente / Replace:
Partida / Starter: F 000 C60 004, F 000 C60 005, F 000 C60 001, F 000 C60 300, 0 001 192 091, 0 001 192 622
Aplicação / Application: **FIAT:** Doblo 1.3 MPI 16V (2001-2006), Fiorino Furgao 1.3 (2003-2013), Idea 1.4 Flex (2005-2010), Palio 1.0 (2000-2011), Palio 1.2 (2003-2008), Palio 1.3 (2000-2005), Palio 1.4 (2005-2008), Palio Fire 1.0 (2002-2009), Palio Fire Economy 1 (2010-2014), Palio Weekend 1.0 / 1.3 (2000-2005), Palio Weekend 1.4 (2005-2010), Punto 1.4 Flex (2007-2010), Siena 1.0 / 1.2 / 1.3 / 1.4 (2002-2012), Strada 1.3 MPI 8V (2002-2005), Strada 1.4 MPI 8V FI (2005-2008), Strada Fire 1.4 MPI (2006-2012), Uno Furgoneta 1.3 MP (2001-2013), Uno Milie Economy 1 (2009-2013), Palio 1.4 Flex (2011-2015), Grand Siena 1.4 Flex (2012-), **TOYOTA:** Corolla 2.0 (2015-), **CHEVROLET-GM:** Onix 1.0 Turbo (2019-), Tracker 1.0 Turbo (2019-).



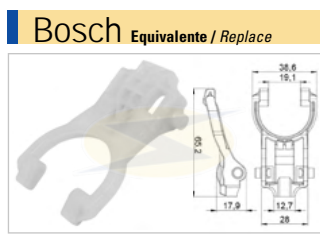
UF-4.493 Tipo / Type:
Equivalente / Replace:
Partida / Starter: **CMEO:** 53172, **MITSUBA:** SM44242
Aplicação / Application: **HONDA:** Accord, Odyssey, Accura



UF-4.442 Tipo / Type:
Equivalente / Replace: 1 001 933 126
Partida / Starter: 0 001 106 403 / 404 / 405 / 406 / 407 / 409 / 410, 0 001 107 401 / 402 / 403 / 404 / 405 / 406 / 407 / 408 / 409 / 410 / 411 / 415 / 417 / 418 / 421 / 422 / 423 / 424 / 425 / 426 / 427 / 429 / 430 / 431 / 432 / 434 / 435 / 436 / 437 / 439 / 442 / 443 / 446 / 448 / 450 / 452 / 456 / 459 / 460 / 461 / 462 / 463 / 474 / 477 / 478 / 490 / 491 / 492 / 494 / 495 / 499 / 500 / 501 / 502 / 508 / 514 / 521 / 522 / 525 / 527 / 528, 0 001 108 400 / 401 / 402 / 403 / 404 / 405 / 406 / 408 / 409 / 410 / 411 / 412 / 415 / 416 / 420 / 421 / 428 / 430 / 441 / 444 / 445 / 450 / 451 / 456, 0 001 120 400 / 401 / 402 / 403 / 404 / 405 / 406 / 407 / 408 / 409 / 410 / 411, 0 001 121 402 / 403 / 408 / 410 / 412 / 413 / 422 / 429 / 430 / 435 / 440, 0 001 122 400 / 401 / 402 / 403, F 000 AL0 900, F 000 AL0 901, F 002 G20 485, F 002 G20 594, F 002 G20 669, F 002 G20 670, F 004 A94 004, F 004 A94 434, F 004 A94 441, F 004 A94 449


Aplicação / Application: **OPEL:** Astra, Agila, Combo, Corsa, Meriva, Signum, Tigra, Vectra, Zafira, **VAU-XHALL:** Astra, Astravan, Combo, Corsa, Corsavan, Meriva, Tigra, Agila, Mokka, Vectra, Zafira, **SAAB:** 9-3 1.8 i (2004-2015), **DAEWOO:** Lacetti Hatch 1.4 (2002-2004), **FIAT:** Toro Diesel, Palio, Bravo, Siena, Grand Siena, Idea, Doblo, Ducato, Punto, Strada, Bravo, Linea, Sedici, Panda, Stilo, **MBB:** C 160, C 180, C 200, C 220, C 230, C 250, C 280, C 300, C 350, CLS 300, CLS 350, E 200, E 250, E 300, E 350, E 500, G 500, GL 450, GL 500, GLK 350, ML 500, R 280, R 300, R 350, R 500, S 280, S 300, S 350, S 400, S 450, S 500, SL 280, SL 300, SL 350, SLK 200, SLK 280, SLK 300, SLK 350, CLK 280, CLK 350, CLK 500, CLC 160, CLK 200, **VOLVO:** S40, V50, **MAZDA:** 1.3 (2003-), 2 1.4 16V (2003-), **FORD:** Fiesta, Ka, Streetka, C-Max, Focus, Fusion, Puma, **LANCIA:** Delta, Musa, **SUZUKI:** SX4, Ignis, Splash, Swift, Wagon R+, **DODGE:** Neon 2.0 (2000-2003), **AUDI:** A1, A3, A4, A5, A6, Q5, TT, **VW:** Bora, Golf, Jetta, Polo, Caddy, Eos, New Beetle, Passat, Touran, **CITROEN:** Berlingo, C3, C3 Picasso, C4, C4 Grand Picasso, C5, DS3, DS4, DS5, **PEUGEOT:** 2008, 207, 207 SW, 208, 3008, 308, 5008, 508, 508 SW, Partner, RCZ, 107, **SKODA:** Altea, Cordoba, Ibiza, Leon, Toledo, Fabia, Octavia, Praktik, Rapid, Roomster, Superb, Yeti, **BMW:** 116, 118, 120, 125, 130, 135, 1M, 316, 318, 320, 325, 328, 330, 335, 435, 520, 523, 525, 528, 530, 535, 630, 730, 740, Activehybrid, X1, X3, X4, X5, X6, Z4, **PORSCHE:** Macan 2.0 (2014-), **SEAT:** Altea 1.2 TSi (2010-), Altea XL 1.2 TSi (2010-), Leon 1.2 TSi (2010-), **TOYOTA:** Corolla, Aygo 1.0 (2005-), Avenis Estate/Saloon, Verso 1.6 (2009-), Auris, Yaris, **RENAULT:** Clio 2.0 Sport, Duster, Espace, Fluence, Mégane, Scénic, Trafic, Grand Scenic, Megane, **ALFA ROMEO:** 159, Brera, Spider, 160, 161, **CHRYSLER, MINI:** Cooper Clubman/Countryman/Coupe/Paceman/Roadster/S/ 1.6, John Cooper Works 1.6 (2007-2015-), John Cooper Works 1.6 Paceman (2012-), John Cooper Works GP 1.6 (2012-2013), Mini 1.6 (2012-), One 1.4 (2007-2009), One 1.6 (2007-2010), One 1.6 Clubman (2009-2010), One 1.6 Countryman (2010-), **JEEP:** Renegade Diesel, Compass Diesel

Aplicação / Application: **OPEL:** Astra, Agila, Combo, Corsa, Meriva, Signum, Tigra, Vectra, Zafira, **VAU-XHALL:** Astra, Astravan, Combo, Corsa, Corsavan, Meriva, Tigra, Agila, Mokka, Vectra, Zafira, **SAAB:** 9-3 1.8 i (2004-2015), **DAEWOO:** Lacetti Hatch 1.4 (2002-2004), **FIAT:** Toro Diesel, Palio, Bravo, Siena, Grand Siena, Idea, Doblo, Ducato, Punto, Strada, Bravo, Linea, Sedici, Panda, Stilo, **MBB:** C 160, C 180, C 200, C 220, C 230, C 250, C 280, C 300, C 350, CLS 300, CLS 350, E 200, E 250, E 300, E 350, E 500, G 500, GL 450, GL 500, GLK 350, ML 500, R 280, R 300, R 350, R 500, S 280, S 300, S 350, S 400, S 450, S 500, SL 280, SL 300, SL 350, SLK 200, SLK 280, SLK 300, SLK 350, CLK 280, CLK 350, CLK 500, CLC 160, CLK 200, **VOLVO:** S40, V50, **MAZDA:** 1.3 (2003-), 2 1.4 16V (2003-), **FORD:** Fiesta, Ka, Streetka, C-Max, Focus, Fusion, Puma, **LANCIA:** Delta, Musa, **SUZUKI:** SX4, Ignis, Splash, Swift, Wagon R+, **DODGE:** Neon 2.0 (2000-2003), **AUDI:** A1, A3, A4, A5, A6, Q5, TT, **VW:** Bora, Golf, Jetta, Polo, Caddy, Eos, New Beetle, Passat, Touran, **CITROEN:** Berlingo, C3, C3 Picasso, C4, C4 Grand Picasso, C5, DS3, DS4, DS5, **PEUGEOT:** 2008, 207, 207 SW, 208, 3008, 308, 5008, 508, 508 SW, Partner, RCZ, 107, **SKODA:** Altea, Cordoba, Ibiza, Leon, Toledo, Fabia, Octavia, Praktik, Rapid, Roomster, Superb, Yeti, **BMW:** 116, 118, 120, 125, 130, 135, 1M, 316, 318, 320, 325, 328, 330, 335, 435, 520, 523, 525, 528, 530, 535, 630, 730, 740, Activehybrid, X1, X3, X4, X5, X6, Z4, **PORSCHE:** Macan 2.0 (2014-), **SEAT:** Altea 1.2 TSi (2010-), Altea XL 1.2 TSi (2010-), Leon 1.2 TSi (2010-), **TOYOTA:** Corolla, Aygo 1.0 (2005-), Avenis Estate/Saloon, Verso 1.6 (2009-), Auris, Yaris, **RENAULT:** Clio 2.0 Sport, Duster, Espace, Fluence, Mégane, Scénic, Trafic, Grand Scenic, Megane, **ALFA ROMEO:** 159, Brera, Spider, 160, 161, **CHRYSLER, MINI:** Cooper Clubman/Countryman/Coupe/Paceman/Roadster/S/ 1.6, John Cooper Works 1.6 (2007-2015-), John Cooper Works 1.6 Paceman (2012-), John Cooper Works GP 1.6 (2012-2013), Mini 1.6 (2012-), One 1.4 (2007-2009), One 1.6 (2007-2010), One 1.6 Clubman (2009-2010), One 1.6 Countryman (2010-), **JEEP:** Renegade Diesel, Compass Diesel



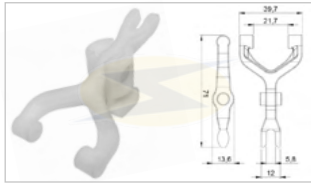
UF-4.462 Tipo / Type:
Equivalente / Replace:
Partida / Starter: F 000 C60 004, F 000 C60 005, F 000 C60 001, F 000 C60 300, 0 001 192 091, 0 001 192 622
Aplicação / Application: **FIAT:** Doblo 1.3 MPI 16V (2001-2006), Fiorino Furgao 1.3 (2003-2013), Idea 1.4 Flex (2005-2010), Palio 1.0 (2000-2011), Palio 1.2 (2003-2008), Palio 1.3 (2000-2005), Palio 1.4 (2005-2008), Palio Fire 1.0 (2002-2009), Palio Fire Economy 1 (2010-2014), Palio Weekend 1.0 / 1.3 (2000-2005), Palio Weekend 1.4 (2005-2010), Punto 1.4 Flex (2007-2010), Siena 1.0 / 1.2 / 1.3 / 1.4 (2002-2012), Strada 1.3 MPI 8V (2002-2005), Strada 1.4 MPI 8V FI (2005-2008), Strada Fire 1.4 MPI (2006-2012), Uno Furgoneta 1.3 MP (2001-2013), Uno Milie Economy 1 (2009-2013), Palio 1.4 Flex (2011-2015), Grand Siena 1.4 Flex (2012-), **TOYOTA:** Corolla 2.0 (2015-), **CHEVROLET-GM:** Onix 1.0 Turbo (2019-), Tracker 1.0 Turbo (2019-).

Aplicação / Application: **OPEL:** Astra, Agila, Combo, Corsa, Meriva, Signum, Tigra, Vectra, Zafira, **VAU-XHALL:** Astra, Astravan, Combo, Corsa, Corsavan, Meriva, Tigra, Agila, Mokka, Vectra, Zafira, **SAAB:** 9-3 1.8 i (2004-2015), **DAEWOO:** Lacetti Hatch 1.4 (2002-2004), **FIAT:** Toro Diesel, Palio, Bravo, Siena, Grand Siena, Idea, Doblo, Ducato, Punto, Strada, Bravo, Linea, Sedici, Panda, Stilo, **MBB:** C 160, C 180, C 200, C 220, C 230, C 250, C 280, C 300, C 350, CLS 300, CLS 350, E 200, E 250, E 300, E 350, E 500, G 500, GL 450, GL 500, GLK 350, ML 500, R 280, R 300, R 350, R 500, S 280, S 300, S 350, S 400, S 450, S 500, SL 280, SL 300, SL 350, SLK 200, SLK 280, SLK 300, SLK 350, CLK 280, CLK 350, CLK 500, CLC 160, CLK 200, **VOLVO:** S40, V50, **MAZDA:** 1.3 (2003-), 2 1.4 16V (2003-), **FORD:** Fiesta, Ka, Streetka, C-Max, Focus, Fusion, Puma, **LANCIA:** Delta, Musa, **SUZUKI:** SX4, Ignis, Splash, Swift, Wagon R+, **DODGE:** Neon 2.0 (2000-2003), **AUDI:** A1, A3, A4, A5, A6, Q5, TT, **VW:** Bora, Golf, Jetta, Polo, Caddy, Eos, New Beetle, Passat, Touran, **CITROEN:** Berlingo, C3, C3 Picasso, C4, C4 Grand Picasso, C5, DS3, DS4, DS5, **PEUGEOT:** 2008, 207, 207 SW, 208, 3008, 308, 5008, 508, 508 SW, Partner, RCZ, 107, **SKODA:** Altea, Cordoba, Ibiza, Leon, Toledo, Fabia, Octavia, Praktik, Rapid, Roomster, Superb, Yeti, **BMW:** 116, 118, 120, 125, 130, 135, 1M, 316, 318, 320, 325, 328, 330, 335, 435, 520, 523, 525, 528, 530, 535, 630, 730, 740, Activehybrid, X1, X3, X4, X5, X6, Z4, **PORSCHE:** Macan 2.0 (2014-), **SEAT:** Altea 1.2 TSi (2010-), Altea XL 1.2 TSi (2010-), Leon 1.2 TSi (2010-), **TOYOTA:** Corolla, Aygo 1.0 (2005-), Avenis Estate/Saloon, Verso 1.6 (2009-), Auris, Yaris, **RENAULT:** Clio 2.0 Sport, Duster, Espace, Fluence, Mégane, Scénic, Trafic, Grand Scenic, Megane, **ALFA ROMEO:** 159, Brera, Spider, 160, 161, **CHRYSLER, MINI:** Cooper Clubman/Countryman/Coupe/Paceman/Roadster/S/ 1.6, John Cooper Works 1.6 (2007-2015-), John Cooper Works 1.6 Paceman (2012-), John Cooper Works GP 1.6 (2012-2013), Mini 1.6 (2012-), One 1.4 (2007-2009), One 1.6 (2007-2010), One 1.6 Clubman (2009-2010), One 1.6 Countryman (2010-), **JEEP:** Renegade Diesel, Compass Diesel



UF-4.493 Tipo / Type:
Equivalente / Replace:
Partida / Starter: **CMEO:** 53172, **MITSUBA:** SM44242
Aplicação / Application: **HONDA:** Accord, Odyssey, Accura

Comstar Equivalente / Replace



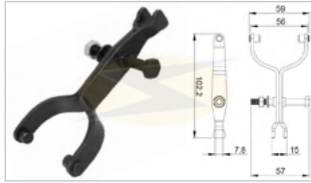
UF-4.453

Tipo / Type:



Equivalente / Replace:
Partida / Starter: 233004485R, 233006904R
Aplicação / Application: **RENAULT:** Duster, Logan, Sander, Kwid

Delco Equivalente / Replace



UF-4.409

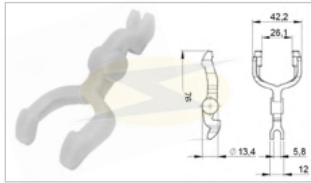
Tipo / Type: 28MT



Equivalente / Replace: 10456464
Partida / Starter: 1113277, 10479621, 1113269, 1113270, 1113271, 1113272, 1113273, 1113274, 1113275, 1113276, 1113278, 1113279, 1113280, 1113281, 1113282, 1113283, 1113284, 1113285, 1113286, 1113287, 1113288, 1113289, 1113290, 1113291, 1113292, 1113295, 1113296, 1113297, 10479600, 10479604, 10479605, 10479606,

10479607, 10479608, 10479611, 10479612, 10479613, 10479614, 10479615, 10479616, 10479617, 10479618, 10479619, 10479620, 10479622, 10479624, 10479625, 10479628, 10479629, 10479630, 10479634, 10479636, 10479637, 10479638, 10479640, 10479641, 10479642, 10479643, 10479644, 10479645, 10479648, 10479651
Aplicação / Application: **CUMMINS:** Motores 3,96KW 24V, Motores 2,90 KW 12V, **CASE:** Retroescavadeira 580L / 580L SE, **DYNAPAC, FIAT-ALLIS:** Pá carregadeira FR12, **FORD:** F12000, F14000, **JOHN DEERE:** Trator 627 / 727 / 1420 / 2140 / 2330 / 2420 / 2530 / 2730 / 2850 / 3140 / 3350 / 3420 / 3540 / 3550 / 4420 / 4530 / 5010 / 5600 / 5700 / 6300 / 6600, **MARCOPOLO:** Boxer, Torino, **MERCEDES-BENZ:** 710, 712 E, 1418 R, 1620 L, 1720, 1720 K, 0712 L, 0812 L, 0814 L, **MULLER:** Trator TM14.

Delco Equivalente / Replace



UF-4.422

Tipo / Type:

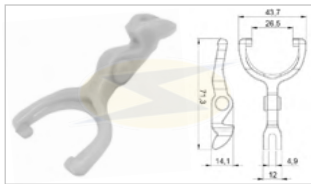


Equivalente / Replace: PG 260, 10452334, 10452337, 10504494

Partida / Starter: DR96235, 96235, PG260B, 9000981P, 900890, 9000891, 2415.198 ED.T, **DELCO:** 8000006, 8000007, 8000008, 8000009, 8000011, 8000014, 8000019, 8000021, 8000023, 8000026, 8000027, 8000030, 8000048, 8000071, 8000090, 8000158, 8000159, 8000188, 8000208, 8000213, 8000224, 8000246, 8000256, 8000261, 8000270, 8000278, 8000285, 8000287, 8000300, 8000304, 8000305, 8000307, 8000308, 8000311, 8000315, 8000325, 8000328, 8000329, 8000332, 8000333, 8000337, 8000340, 8000345, 8000348, 8000360, 8000375, 8000387, 8000423, 8000437, 8000449, 8000507, 8000534, 8000538, 8000556, 8000571, 8000651, 8000661, 8000837, 8000838, 8000844, 8000893, 8100030, 8100036, 9000893, 9000923, 9000944, 9000947, 9000948, 9000949, 9000950, 9000953, 9000954, 9000955, 9000956, 9000960, 9000978, 9000981, 10465518, 10465607, **FIAT:** 084991, **FORD:** 5N1511000AA, 5N1511000AB, **GENERAL MOTORS:** 25190151, 55576980, 93297652, 93297653, 93303527, 93304772, 93374341, 93374342, 93384398

Aplicação / Application: **CHEVROLET-GM:** Agile 1.0/1.4/1.6 (2009-2015), Captiva 2.4, Celta 1.0/1.4/1.6 (2000-2015), Cobalt 1.0/1.4/1.6 / 2.0/2.2/2.4 (2008-2013), Corsa Classic 1.0/1.4/1.6 (2003-2015), Corsa 1.0/1.4/1.6 (1994-2014), Montana 1.0/1.4/1.6 (2007-2013), Corsa 1.0/1.4/1.6 (2007-2014), Pick-up Corsa 1.0/1.4/1.6 (1995-2002), Prisma 1.0/1.4/1.6 (2006-2014), Astra, Blazer 4.3 V6 Vortec, Cruze LT 1.8 16V Flex / LTZ 1.8 16V Flex, Equinox 2.0 / 2.2 / 2.4, Malibu 2.2 / 2.4, Meriva 1.8, Monza, HHR 2.0/2.2/2.4 (2008-2010), Terrain 2.4 (2010), Potiac 2.2/2.4 (2008-2010), Equinox 2.4 (2010), S10 4.3 V6 Vortec, Spin 1.8, Vectra GT, Zafira, **CITROEN:** Berlingo 1.9 Diesel, Xsara Picasso 2.0 / Diesel, **DAEWOO:** Espero 2.0, **FIAT:** Doblo 1.0/1.3/1.4 Fire, Idea 1.0/1.3/1.4 Fire, Palio 1.0/1.3/1.4 Fire, Palio Weekend 1.0/1.3/1.4 Fire, Punto 1.0/1.3/1.4 Fire, Siena 1.0/1.3/1.4 Fire, Strada 1.0/1.3/1.4 Fire, **FORD:** EcoSport 2.0 16V, Focus 2.0 16V, **HYUNDAI:** HR 2.5 TCI, **KIA:** Bongo K2500 2.5 TCI, Opirus (Amanti) 3.8 V6, Sedona 3.5 V6 / 3.8 V6 / 3.5 V6, **PEUGEOT:** 206 1.9 Diesel, 307 2. / Diesel, Partner 1.9 Diesel

Delco Equivalente / Replace



UF-4.440

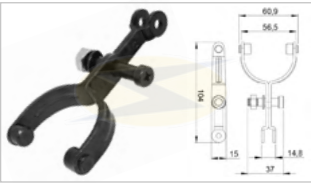
Tipo / Type: PG260D6 1.4Kw 12V



PMGR 1.2Kw, 12V
Equivalente / Replace:
Partida / Starter: 8000357, 24581746, 8000465, 361003C151, 36100 2G000, 36100 2G200, 6100 2G300, 96000, 8000660P, PG260B

Aplicação / Application: **KIA:** Forte 2.0L, Forte 2.4L, Forte Coup 2.0L, Forte Coup 2.4L, Forte 5 2.0L, Magentis 2.4L, Optima 2.0L, Optima 2.4L, Rondo 2.4L, Sorento 2.4L, Sportage 2.0L, Sportage 2.0 4x4, Sportage 2.4L, Carens 2.0, **HYUNDAI:** Genesis Coupe 2.0L, Genesis Coupe Turbo, Graundeur 2.4, IX35 2.0L, Graundeur 2.0D, Santa Fé 2.4L, Sonata 2.0L, Sonata 2.4L, Tucson 2.0L, Tucson 2.4L, **CHEVROLET-GM:** Corsa (2011-2016), Prisma 1.0 / 1.4 (2014 em diante), Onix 1.0 / 1.4 (2014 em diante), Montana (2014-2017), Spark GT (2010-2018)

Delco Equivalente / Replace



UF-4.405

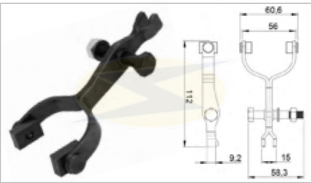
Tipo / Type:



Equivalente / Replace: 11932205, 1945804, 7324661, 946261101
Partida / Starter: 7322463, 94619622, 94646679, 732246348

Aplicação / Application: **CHEVROLET-GM:** Opala, Caravan

Delco Equivalente / Replace



UF-4.410

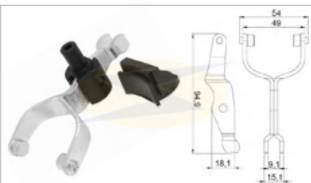
Tipo / Type:



Equivalente / Replace: 10457361
Partida / Starter: 10479626, 10479650

Aplicação / Application: **MERCEDES-BENZ:** Caminhões Ônibus 712 / 912 / 914 / 1215 / 1417 / 1625 / 1628 / 1632 / 1721 / 1725 / 2423, 714C, 715, 915C, 1218EL, 1218L, 1318L, 1418EL, 1418L, 1620L, 1718, 2423B, 2423K, 2428, Accelo 815 / 1016, Atego 1315 / 1418 / 1419 / 1518 / 1718 / 1719 / 1725 / 1726 / 1729S / 2425 / 2426 / 2429, Atron 1319 / 2324 / 2729B / 2729K / 2729P, Axor 1933 / 2533 / 2826 / 2828 / 2831 / 2831K / 2831P, O500M / R / U, O914L, OF1417, OF1418, OF1518, OF1519, OF1721, OF1722, OF1724

Delco Equivalente / Replace



UF-4.431

Tipo / Type: 29MT

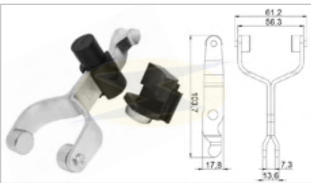


Equivalente / Replace: 10515804, 10515805, 10515804M

Partida / Starter: 8200003, 8200004, 8200054, 8200064, 8200138, 8200196, 8200231, 8200292, 8200295, 8200296, 8200297, 8200326, 8200331, 8200357, 8200386, 8200474, 8200478, 8200495, 8200511, 8200512, 8200001, 8200010, 8200011, 8200014, 8200103, 8200216, 8200249, 8200271, 8200400, 8200564, 8200565, 8200570, 8200571, 8200622, 8200677, 8200796, 8200806, 8200826, 8200848, 8200849, 8200852, 8200853, 8200854, 8200866, 8200874, 8200875, 8200883, 8200885, 8200887, 8200889, 8200890, 8300063, 8300064, 10461764, 10461765, 10461770, 10461771, 10461772, 19011400, 19011402, 19011403, 19011407, 19011409

Aplicação / Application: **CNH, VOLVO, VOLKSWAGEN, AGRALE:** 1600, 4000, 5000, 6000, 7000, 8500 (c/ motor MWM), 9200 (c/ motor MWM), 5065, 5065.4 Compact, 5075, 5085, BX100 / 130 / 4.90 / 4.100 / 4.110 / 4.130 / 4.150 / 6.110 / 6.150 / 6.180, **ATLAS COPCO:** Compressor de ar XA56 / XA76 / XA77 / XA97, **CASE:** Colheitadeira de café Coffee Express 200, **CHEVROLET - GM:** D20 (c/ motor Maxion S4 4 cil. 4.1), Silverado (c/ motor Maxion S4 4 cil. 4.1), **FORD:** Cargo 815e (4x2) / 1317e (4x2) / 1517e (4x2) / 1717e (4x2) / 1722e (4x2) / 2422e (6x2) / 2622e (6x4) / 2428e (6x2) / 2628e (6x4), **MARCOPOLO (ônibus):** Boxer, Torino, Volare V8 / W8 / W9, **MERCEDES-BENZ:** 710, 712 E, 1418 R, 1620 L, 1720, 1720 K, 0712, 0812, 0814

Delco Equivalente / Replace



UF-4.432


Tipo / Type: 38MT



Equivalente / Replace: 10512089
Partida / Starter: 8200005, 8200025, 8200053, 8200072, 8200077, 200078, 200356, 8200000,

8200007, 8200021, 8200022, 8200023, 8200024, 8200026, 8200065, 8200066, 8200075, 8200076, 8200211, 8200217, 8200220, 8200235, 8200236, 8200239, 8200242, 8200269, 8200301, 8200309, 8200322, 8200324, 8200334, 8200349, 8200356, 8200408, 8200486, 8200523, 8200600, 8200607, 8200733, 8201050, 8300005, 10461768, 10461769, 10461774, 10461775, 10461776, 19026027, 19026028, 19026029, 19026030, 19026031, 19026032, 19026035

Aplicação / Application: **VOLVO:** FH 12 380, FH 12 420, FM 12 380, FM 12 420, NH 12 380, **SCANIA:** P 230, P 270, P 310, P 340, P 420, R 380, R 420, R 480, **CASE:** Colheitadeira de algodão 1822 / 1844 / 2055 / 2155, Colheitadeira de cana A8000 / A8800, Colheitadeira de grãos 1620 / 1640 / 1644 / 1666 / 1668 / 1670 / 1680 / 1688 / 1690 / 2144 / 2166 / 2188 / 2366 / 2399, Trator 1896 / 2055 / 2090 / 2094 / 2096 / 2290 / 2294 / 2390 / 2394 / 2470 / 2590 / 2594 / 2670 / 2870 / 3294 / 3394 / 4490 / 4494 / 4690 / 4694 / 4890 / 4894 / 4994 / 7110 / 7120 / 7130 / 7140 / 7210 / 7220 / 7230 / 7240 / 7250 / 8930 / 9110 / 9130 / 9210 / 9230 / 9240 / 9310 / 9330, Trator Magnum MX220 / MX240 / MX270, **CUMMINS:** Motor C 8.3 L / ISC 8.3 L, **FORD:** Cargo 1622 / 1630 / 1932 / 2422 / 2425 / 2626 / 2630 / 2631 / 3222 / 4030, 2632 / 2932 / 5032, **JAC:** HFC425, **RANDON:** Caminhão de mineração RK430B / RK430M / RK628C / RK628CF / RK628CR, **SCANIA:** P380, P470, P480, R230, R270, R310, R340, T340, T380, T420, T470, **VOLKSWAGEN:** 17.310, 18.320 EOT, 23.210, 23.220, 23.310, 24.220, 26.220, 26.260, 26.310, 17220, 19370, 25370, Titan Tractor 18310, B18320 EOV, B19320 EOT, **CONSTELLATION:** 17320, 19320, 19360, 24320, 25320, 25400, 31320, 25.370 E



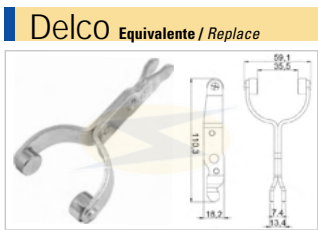
UF-4.444 Tipo / Type: 37MT

Equivalente / Replace: 1985237

Partida / Starter: 1993874, 1993910, 1993914, 1993963, 1993964, 1993969, 10478890, 10479196, 10479302, 3910644, 3991792, 96HU11001AA, A4571510001, A4761517301, 2T0911023B, TF3911023.

Aplicação / Application: **CASE**: Escavadeira 880 / 880C, Pá carregadeira 1000D / 680 / 680G / 780 / 780B / 825 /

W10 / W11 / W11B / W14H / W8 / W9 / W9B, Trator 1200 / 1250 / 600 / 800, Trator de esteiras 350 / 350C / 475 / 750 / 850, **CATERPILLAR**: Empilhadeira V30 / V40 / V41 / V50 / V51 / V60, Motor 3114 / 3116 / 3176 / 3304 / 3306, **FORD**: Cargo 1622 / 1630 / 2422 / 2425 / 2622 / 2626 / 2631 / 3222 / 4030 (c/ motor Cummins), **GMC**: 12170 / 14190 / 15190 / 16220 (c/ motor Caterpillar), **MERCEDES BENZ**: 1632 L, 1632 LS, 1634 LS, 1938 L, 1938 LS, 1938 S, 1944 L, 2638, 2638 LK, 2638 LS, O371, O400, O400 PLE, O400 RSD, O400 SER, O400 UPA, OF1722, OH1628 L, OH1636 L, **TERX**: Máquinas diversas, **VW**: 18310 Titan Tractor, 17220 / 17310 / 23210 / 23220 / 23310 / 24220 / 26220 / 26260 / 26310 (c/ motor Cummins)



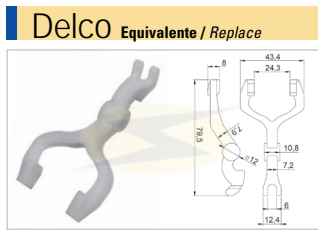
UF-4.446 Tipo / Type: 39MT

Equivalente / Replace: **DELCO**: 10511402, **G-BUSCH**: GB16381

Partida / Starter: 8200009, 8200019, 8200022, 8200027, 8200032, 8200034, 8200039, 8200040, 8200041, 8200050, 8200056, 8200058, 8200059, 8200069, 8200081, 8200084, 8200085, 8200087, 8200090, 8200091, 8200101, 8200104, 8200140, 8200170, 8200182, 8200186, 8200200, 8200201,

8200214, 8200218, 8200223, 8200233, 8200238, 8200268, 8200284, 8200287, 8200288, 8200289, 8200290, 8200291, 8200305, 8200306, 8200308, 8200314, 8200319, 8200323, 8200329, 8200330, 8200384, 8200389, 8200406, 8200410, 8200411, 8200412, 8200417, 8200419, 8200420, 8200421, 8200422, 8200429, 8200430, 8200431, 8200433, 8200434, 8200435, 8200436, 8200443, 8200444, 8200445, 8200446, 8200447, 8200448, 8200449, 8200450, 8200457, 8200464, 8200465, 8200468, 8200469, 8200470, 8200519, 8200567, 8200572, 8200584, 8200585, 8200589, 8200593, 8200604, 8200605, 8200606, 8200610, 8200611, 8200612, 8200614, 8200623, 8200624, 8200625, 8200627, 8200628, 8200634, 8200635, 8200639, 8200643, 8200646, 8200647, 8200648, 8200653, 8200654, 8200655, 8200656, 8200659, 8200661, 8200662, 8200664, 8200671, 8200672, 8200681, 8200684, 8200686, 8200687, 8200688, 8200691, 8200692, 8200694, 8200696, 8200697, 8200698, 8200699, 8200700, 8200702, 8200704, 8200709, 8200712, 8200713, 8200714, 8200719, 8200720, 8200724, 8200725, 8200726, 8200727, 8200736, 8200741, 8200742, 8200747, 8200751, 8200752, 8200756, 8200758, 8200763, 8200767, 8200768, 8200783, 8200793, 8200808, 8200820, 8200825, 8200829, 8200844, 8200845, 8200855, 8200857, 8200858, 8200859, 8200860, 8200861, 8200862, 8200864, 8200900, 8200915, 8200928, 8200929, 8200999, 8201193, 8300008, 8300009, 8300013, 8300015, 8300020, 8300057, 8300060, 8300062, 8300084, 10461334, 10461753, 10461754, 10461760, 10451773, 19011507, 19011509, 19011511, 19011512, 19011513, 19011514, 19011515, 19011516, 19011518, 19011519, 19011521, 19011522, 19011523, 19011524, 19011525, 19011527, 19011529, 19011530, 19011531

Aplicação / Application: **CASE**: Colheitadeira de cana A7000 / A7700, Motoniveladora 865 / 865.2 / 885 / 885.2, Pá carregadeira W30, **CUMMINS**: Gerador C350 D6 / C400 D6, Motor ISX, **FIAT ALLIS**: Motoniveladora FG170 / FG170.2 / FG200 / FG200.2, Trator de esteiras FD170, **NEW HOLLAND**: Motoniveladora RG170 / RG200, **TEREX**: Empilhadeira GEP23, **VALTRA**: Colheitadeira BC7800 / BC8800, **VOLVO**: VHD200, VHD300, VHD430, VHD630, VHD670, VHD730, VHD780, VN300, VN430, VN630, VN670, VN730, VN780




UF-4.485 Tipo / Type:

Equivalente / Replace:

Partida / Starter: **DELCO**: 8000534, 361004A150, 24506694, 8000670, 8000773, 9000885, 96450663, 96843574

Aplicação / Application: **KIA**: Bongo K2500 2.5L TCI (2010->), **HYUNDAI**: i20 1.1 CRDi (2014-2015), i20 1.4 CRDi (2014->), i30 1.4 CRDi (2011-2016), HR 2.5 (2012->), H1 2.5 (2008-2011), **MERCURY**: Various Models (1986->), **CHEVROLET**: Leganza 2.2 16V (1999-2002), Captiva (2006->), Cruze 2.0 CDi (2009->), Epica, Evanda 2.0 (2002-2005), Lacetti, Leganza 2.0 16V (1997-2002), Nubira, Rezzo 2.0 (2005-2008), Tacuma, Zafira 2.0 GLS (2001->), **PEL**: Antara, Astra, Calibra A 2.0 i 16V (1994-1997), Frontera, Omega, Sintra 2.2 i 16V (1996-1999), Speedster 2.0 Turbo (2003->), Vectra 1.8 Flexfuel (1999-2000), Vectra, Zafira, **VAUXHALL**: Antara, Astra, Calibra A 2.0 i 16V (1990-1997), Cavalier 2.0 i 16V (1993-1995), Frontera, Omega, Sintra 2.2 i 16V (1996-1999), Vectra, VX 2.0 i Turbo 220 (2003-2005), Zafira, **DAEWOO**: Nubira 1.8 (2005->), Evanda 2.0 (2002-2004), Lacetti 1.8 (2004->), Leganza 2.0 (1997-2002), Leganza, Nubira, Rezzo, Tacuma, **CITROEN**: C3 1.6 HDi 16V (2005->), **PEUGEOT**: 207 1.6 HDi (2006->), 207 1.4 HDi (2006->), 107 1.4 HDi (2005->).



UF-4.445 Tipo / Type: 41MT / 42MT

Equivalente / Replace: 1988097

Partida / Starter: 1990352, 1990355, 1990366, 1990379, 1990413, 1990420, 1990483, 1990484, 1990489, 1990490, 1993795, 1993796, 8200015, 8200957, 10461417, 10478812, 10478818, 10478898, 10478961, 10478999, 10479013, 10479109, 10479243, 10479283, 10479292, 10479310, 10478998, 10479009, 10479010, 10479178, 10479260

Aplicação / Application: **CATERPILLAR**: Assentador de tubo 561D / 571G / 572G, Caminhão de mineração 768 B / 768 C / 769 B / 769 C / 772 / 772 B / 773 / 773 B / 776 / 776 B / 777 / 777 B, Empilhadeira AH40 / AH46 / AH52 / AH60 / AM36 / AM40 / V160 / V160B / V180 / V180B / V200 / V200B / V225 / V250 / V250B / V300 / V300B / V330B, Escavadeira 225 / 235 / 235B / 235C / 245 / 245 / 320D / 346, Motoniveladora 12K / 16G / 120K / 120M / 140K / 160K / 180M, Pá carregadeira 910 / 916 / 926 / 926E / 966 / 973 / 980 C / 980 F / 983 B / 983 B / 988 / 988 B / 992 / 992 B / 992 C, Raspador (Scraper) 621 B / 621 E / 623 B / 623 E / 631 D / 633 D / 641 B / 651 B / 657 B / 660 B / 666 B, Trator 814B / 824 / 824 C / 824 C / 825 C / 825 C / 826 C / 826 C / 834 B, Trator de esteiras D4 / D4E / D4H / D5 / D5B / D6C / D6D / D6H / D7F / D7G / D7H, Motor 3406 / 3408 / 3412, **CHALLENGER**: Trator de esteiras 65 / 70, **CLARK**: Empilhadeira C400 / C450 / Empilhadeira C550 / C650, Motoniveladora 301 / 501, Pá carregadeira 45C / 55B / 55III / 55C / 75B / 75C / 75III / 75IV / 85A / 85CIII / 85III / 101 / 125 / 125III / 125A / 125B / 175III / 275, **DYNAPC**: Máquinas diversas, **FIAT ALLIS**: Pá carregadeira FW160 / FW170 / FW200, **HYSTER**: Empilhadeira H150 / H150E / H165 / H165E / H180 / H180E / H200 / H200E / H200ES / H225 / H225E / H250A / H250E / H300 / H360A / H360AD / H400A / H400AD / H460AD / H700 / H800A / M500 / M600 / P125A / P150A / P165A / P180A, **JOHN DEERE**: Colheitadeira CHT2500B / CHW2500B (c/ motor Scania), Escavadeira 890 / 890A, Motoniveladora 770A / 772A, **MASSEY FERGUSON**: Colheitadeira MF34 / MF38, **MERCEDES BENZ**: 1625 L, 1632 L, 1632 LS, 1634 LS, 1825 LG, 1938 L, 1938 S, 1944 L, 2325 L, 2638 LK, 2638 LS, O371, O400, O500, OH1628 L, OH1636 L, **TEREX**: Caminhão de mineração (fora de estrada) 33-05, Empilhadeira 78SH / 81SH / 82SH / 83SH / 84SH, Pá carregadeira 72-21 / 72-21AA / 72-31 / 72-31AA / 72-31B / 72-31F / 72-31M / 72-41 / 72-41AA / 72-51 / 72-51BA / 72-61 / 72-61AA / 72-71, Trator de esteiras 82-20 / 82-30 / 82-30B / 82-30FA / 82-30FAM / 82-30FAT / 82-30G / 82-30GA / 82-40 / 82-40CA / 82-40FAT / 82-80 / 82-80DA, Raspador (Scraper) S11 E / S23E / TS14 / TS14 B / TS18 / TS24 / TS24 / TS32 / TTS14.

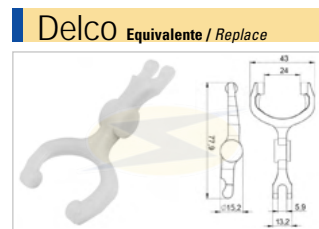


UF-4.450 Tipo / Type:

Equivalente / Replace:

Partida / Starter: 24587020, 24581746, **DELCO**: 61009350, **BORGWARNER**: 61001603, 61005417, **HYUNDAI/KIA**: 36100-04270, 36100-03603

Aplicação / Application: **CHEVROLET-GM**: Prisma, Celta, Celta Classic, Agile, Spin, Montana, Onix, Cobalt, **HYUNDAI**: HB20 (2016->), i20, **KIA**: Rio IV 1.0, Picanto 1.0 (2011->)

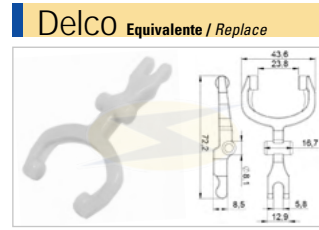


UF-4.459 Tipo / Type:

Equivalente / Replace:

Partida / Starter: 9000846, QDJ1236, 9675379880

Aplicação / Application: **GM**: Astra 1.8 / 2.0 / 2.2 (1994-2011), Vectra 1.8 / 2.0 / 2.2 (1994-2011), Zafira 1.8 / 2.0 / 2.2 (1994-2011), Blazer 1.8 / 2.0 / 2.2 (1994-2011), S10 1.8 / 2.0 / 2.2 (1994-2011), Calibra 1.8 / 2.0 / 2.2 (1994-2011), Omega 1.8 / 2.0 / 2.2 (1994-2011), Suprema 1.8 / 2.0 / 2.2 (1994-2011), **PEUGEOT**: 308, 408, **CITROEN**: C4 Lounge



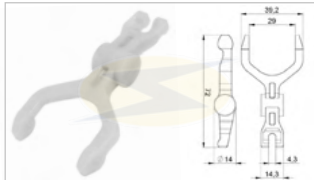
UF-4.468 Tipo / Type:

Equivalente / Replace:

Partida / Starter: QDJ1266A

Aplicação / Application: **CHEVROLET**: Tiggo 2.0

Denso Equivalente / Replace



UF-4.441

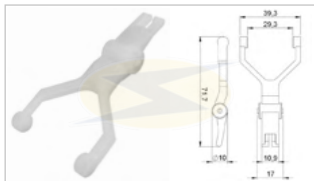
Tipo / Type:

Equivalente / Replace:

Partida / Starter: **DENSO:** 428000 8420, 428000 8421, 428000 8422, 428000 8423, 428000 8424, 428000-8190, 428000-5380, 428000-5511, 438000-0140, **HONDA:** DU4R1

Aplicação / Application: **LAND ROVER:** Freelander 2.0 Si4 4x4, LR2 2.0, Range Rover Evoque 2.0 Si4 4x4, **HONDA:** New Civic 1.8/2.0 (2012-2016), Accord 3.5 (2008-2012), Accord Crosstour 3.5 (2010-2011), Crosstour 3.5 (2012->), Odyssey 3.5 (2007-2013), Pilot 3.5 (2009-2015), Ridgeline 3.5 (2009-2014), **ACURA:** RL 3.7 (2009-2010), TL 3.5 (2009-2011), **MBB:** Modelos C / CLS / E / GLK / SLK / Mixto / Sprinter / Viano / Vito

Denso Equivalente / Replace



UF-4.452

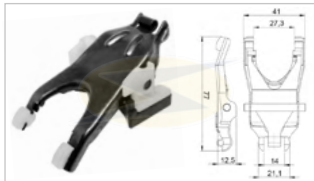
Tipo / Type:

Equivalente / Replace:

Partida / Starter: 51911 199, 8002 3936, 428 000 7410, 428 000 7900, 428 000 7910, 428 000 8060, 428 000 8331, 428 000 9030, 438 000 0290, 438 000 1360, 438 000 1710, 438 000 4041, 428 000 7200, 428 000 7210, 428 000 9300, 428 000 9301, 560 298 52AA, BC 428 000 9391, BC 428 000 9500, BC 438 000 9500, BC 428000 8810, BC 438000 2590, BC 438000 3370

Aplicação / Application: **FIAT:** Palio, Uno Vivace, Grand Siena, Siena, Mobi, Toro, **FORD:** Edge 2.7 (2015-2018), Fusion 2.7 (2017-2019), **PEUGEOT:** 108, 2008, 208, 301, **TOYOTA:** Auris 1.3 (2013->), Corolla 1.3 (2013->), Corolla 1.6 (2012->), Corolla 1.8 (2012->), Etios 1.3 (2013->), Verso S 1.3 (2010-2016), Yaris 1.3 (2011->), Yaris 1.3 VVTi (2012->), Yaris 1.5 (2017->), **CITROEN:** C1, C3, C4 Cactus, C-Elysee, DS3, **CADILLAC:** ATS, CTS, **CHRYSLER:** 300 3.6 V6 (2011-2015), **DODGE:** Challenger 3.6 V6 (2011-2019), Charger 3.6 V6 (2011-2018), Journey V6 3.6L, Durango 3.6 V6 (2011-2016), Ram Pickups 3.6 V6 (2014->), Ram 1500 3.6 V6 (2015-2016), **JEEP:** Grand Cherokee V6 3.6L (2010-2018), Wrangler 3.6 (2012-2016), Renegade 1.8 Flex, Wrangler V6 3.6L (2012-2018), **LINCOLN:** Continental, MKX, **OPEL:** Insignia.

Denso Equivalente / Replace



UF-4.460

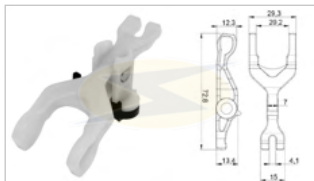
Tipo / Type:

Equivalente / Replace:

Partida / Starter: 228000-9902

Aplicação / Application: **TOYOTA:** Rav 4, Carina, Celina, Celica, Camry.

Denso Equivalente / Replace



UF-4.472

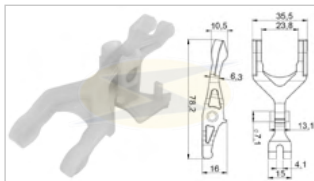
Tipo / Type:

Equivalente / Replace:

Partida / Starter: 428000-5011

Aplicação / Application: **CHRYSLER:** Grand Voyager 3.3 (2000-2008), Grand Voyager 3.8 (2007), **DODGE:** Caravan 3.3, **JEEP:** Wrangler 3.8L V6 (2007-2011), **FIAT:** Panda 1.3 (2012->), **HONDA:** Accord 2.0 (2008->), Civic 1.6 (2005->), Civic 1.8 (2005-2010), Civic 2.0 (2008), CR-V 2.0 (2007->), FR-V 1.8 (2007->)

Denso Equivalente / Replace



UF-4.473

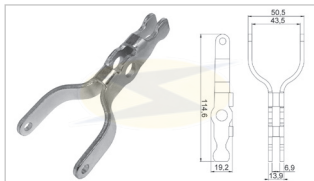
Tipo / Type:

Equivalente / Replace:

Partida / Starter: 428000-5950, 428000-4880

Aplicação / Application: **LAND ROVER:** Discovery 3 2.7 (2012), Range Rover Diesel, Discovery 2.7 TD (2004-2009), Range Rover Sport 2.7 TDVM (2005-2009)

Denso Equivalente / Replace



UF-4.482

Tipo / Type:

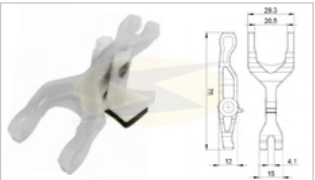
Equivalente / Replace:

Partida / Starter: **DENSO:** 428000-0130, 428000-0131, 428080-0131, 428000-3860, **CATERPILLAR:** 2886976, **PERKINS:** 2873K414, 2873K413, **WAL:** 19859N, **J&N:** 410-52424, **JOHN DEERE:** RE506826, RE515895, RE522852, **LESTER:** 19859

Aplicação / Application: **CATERPILLAR:** 320D, 320DGC, 320DL, 323DL, 938H, AP1000E, AP1055E, C6.6, IT38H, **JOHN**

DEERE: 370E 13.5, 744E, 744H, 744J, 7450, 1050K, Motor 12.5 (2000-2007), Motor 12.5 (2004-2007), Motor 12.5 (2004-2007), 7750, 7760, 410E 13.5, 824J, 824K, 944K, 450CLC, 460E 13.5, 844J, 844K, S680 STS, 7350, 7380

Denso Equivalente / Replace



UF-4.443

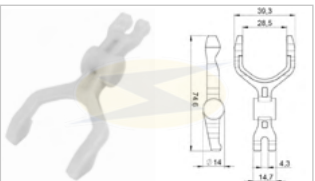
Tipo / Type:

Equivalente / Replace:

Partida / Starter: 428000-0950, 428000-5800, **HONDA:** DV4DY

Aplicação / Application: **HONDA:** New Fit 1.2/1.4/1.5 (2005->), New City 1.4/1.5

Denso Equivalente / Replace



UF-4.458

Tipo / Type:

Equivalente / Replace:

Partida / Starter: **DENSO:** 260540-0140, 43000-0470, 438000-0471, 438000-0472, 438000-0473, 438000-0474, 438000-0475, 438000-0476, 428000-9260, 428000-4490, TG438000-1790, TN438000-2410, 438000-2410, 428000-8421, 428000-8420, 428000-7400, **BMW:** 12417645979, 12417645980, 7645979, 7645980, **CHRYSLER:** 04801694AC, **LAND ROVER:**

BJ3211001AB, BJ3211001AC, BJ3211001AD, **TOYOTA:** 28100-0L180, **HYUNDAI:** 36100-2E301, **GM:** 12663052

Aplicação / Application: **BMW:** 116, 118, 120, 125, 130, 135, 216, 218, 220, 225, 316, 318, 320, 323, 325, 330, 335, 520, 523, 525, 530, 535, 630, 730, 740, X1, X3, X5, X6, Z4, **TOYOTA:** Hilux 1GD (2015) / 2.8 (2016->2018), **HYUNDAI:** Creta 2.0 (2017), **KIA:** Carens 2.0 (2013->), Soul 1.6 (2014->), **GM:** Equinox (2018-2020), Captiva, Cobalt, **LAND ROVER:** Freelander 2.0 Si 4x4 (2012->), LR2 2.0 (2013-2014), Range Rover Evoque 2.0 Si4 4x4 (2011->), **JEEP:** Grand Cherokee 3.6 V6 4x4 (2010-2011).

Denso Equivalente / Replace



UF-4.471

Tipo / Type:

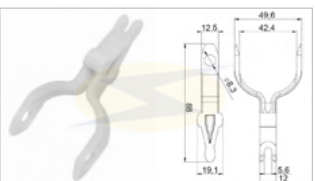
Equivalente / Replace:

Partida / Starter: **DENSO:** 4321691, 4882807, 4996708, 2810051071, 4280003330, 4280003331, 4280004620, 4280004622, 4280004661, 4280005120, 4280005230, 4280005310, 4280005643, 4280005740, 4280005860, 4280005930, 4280005931, 4280006030, 4280006110, 4280006980, 4280007100, 4280007110, 4280007140,

4280007160, 4280007960, 4280007961, 4280007962, 4280007963, 4280008760, 4280008761, 4280008762, 4280009120, 4280009121, 4280009340, 4280080730, 4380002850, 4380004441, RE548693, **CUMMINS:** 4934925

Aplicação / Application: **CASE:** 420, 430, 435, 440, 445, 450, 465, **CATERPILLAR:** 320, 538, 548, 558, 2384C, 2484C, 2484D, 2484D, 312E..., **CUMMINS:** Engine 6.7, Engine 8.3, ISB 6.7 (1987->), **DODGE:** Ram 2500 5.9 (2001-2008), Ram 2500 6.7 (2007-2012), Ram 3500 5.9 (2001-2008), **JHON DERE:** 5210, 5310, 5410, 5415, 5420, 5520, 5605, 5615, 5705, 5715, 344K, 5090E, 5090EH, 5090EL, 5415H, W155, 8310RT (2011-2014), 2704, 2904, 3004, 3204, 4050 (1983-1988), 4055 (1988-1992), 4250 (1983-1988), 4255 (1988-1992), 4450 (1983-1988), 4455 (1988-1992), 4560 (1992-1994), 4650 (1983-1988), 4760 (1992-1994), 4850 (1983-1988), 4940 (2012-2014), 4960 (1992-1994), 8100 2015-2018, 8120 (2002-2005), 8200 (2015-2018), 8220 (2002-2005), 8320 (2002-2005), 8420 (2002-2005), 8520 (2002-2005), 9970 (1997-2009), 1910G, 210K (2012-2014), 210K EP (2012-2014), 210L (2015-2017), 210L EP (2015-2017), 250D Series II (2012-2014), 300D Series II (2012-2014), 310K (2012-2015), 310K EP (2012-2015), 310L (2014-2017), 310L EP (2015-2017), 310SK (2012-2015), 310SK TC (2012-2015), 310SL (2014-2018), 310SL HL (2014-2018), 310SL HL (2014-2018), 315SK (2012-2015), 315SK (2012-2015), 315SL (2014-2018), 325K (2012-2013), 325SK (2012-2015), 325SL (2014-2018), 337E, 350GLC (2011-2019), 410K (2012-2015), 410K TC (2012-2015), 410L (2014-2018), 410L (2014-2018), 437E, 644K (2009-2018), 670G (2008-2019), 670GP (2008-2019), 672G, 710K (2016), 710L, 7200R (2011-2013), 7210R (2014-2017), 7215R (2011-2013), 7230R (2011-2018), 724K (2009-2019), 7250R (2014-2017), 7260R (2011-2013), 7270R (2014-2017), 7290R (2014-2017), 7310R (2014-2017), 744K (2009-2016), 748H (2017-2010), 770G (2009-2013), 770GP (2009-2013), 772G (2009-2013), 772GP (2009-2013), 7R 210(2020), 7R 230(2020), 7R 250(2020)..., **FREIGHTLINER:** MT55 6.7 (2007-2009), Step Van 6.7 (2007-2009), **HINO:** 238 7.6 (2011-2017), 258 ALP 7.6 (2011-2017), 268 7.6 (2011-2017), 268A 7.6 (2011-2017), 338 7.6 (2011-2017), 338 CT 7.6 (2011-2017), NPR 5.2 (2018->), **ISUZU:** NPR 5.2 (2018->), **NEW HOLLAND:** C 185 (2006-2011), C 190 (2006-2011), **TOYOTA:** Land Crusier 4.5 TD (2007->)

Ford Equivalente / Replace



UF-4.478

Tipo / Type:

Equivalente / Replace:

Partida / Starter: 6G9N-11000-AC

Aplicação / Application: **FORD:** Focus 1.6/2.0 (2013-2018)

Hitachi Equivalente / Replace

UF- 4.461 Tipo / Type:

Equivalente / Replace: **HITACHI:** 2114-76015, **NISSAN:** 233220M300, **CARGO:** 137938

Partida / Starter: **HITACHI:** S114-902B, S114-800, S114-800A, S114-800B, S114-801C, S114-801D, S114-804, S114-804A, S114-805, S114-805A, S114-806A, S114-951A, 51899848, 82329

Aplicação / Application: **FIAT:** Palio (2010), Strada (2010), Uno (2010), Siena (2010), Punto (2010), **NISSAN:** 200SX (1995-1999),

Cube (2009-2014), Juke (2011-2013), Maxima (1995-2002), NV (2013-2014), Sentra (1995-1999), Versa (2007-2012), Qashqai (2006 ->), Tida (2007 ->), X-Trail (2007 ->), **RENAULT** Clio (2006 ->), Laguna (2007 ->), Megane (2009 ->), Scenic (2009 ->)

Iskra Equivalente / Replace

UF- 4.433 Tipo / Type: **AZF4595, Z10, 4.2 Kw**

Equivalente / Replace: 16 908 457, 16 908 335, MSX192, MSX830

Partida / Starter: **11 130 729 / 730 / 748 / 785 / 841 / 842 / 904 / 941 / 999, 11 131 370 / 659 / 014 / 077 / 112 / 167 / 214 / 228 / 260 / 271 / 279 / 315 / 318 / 352 / 398 / 399 / 430 / 436 / 440 / 452 / 464 / 488 / 491 / 501 / 508 / 520 / 524 / 526 / 535 / 550 / 570 / 573 / 574 / 575 / 604 / 605 / 606 / 612 / 640 / 648**

/ 686 / 696 / 697 / 705 / 706 / 716 / 731 / 754 / 761 / 763 / 769 / 770 / 780 / 781 / 782 / 784 / 797 / 798 / 821 / 829 / 830 / 839 / 848 / 862 / 863 / 864 / 865 / 868 / 869 / 881 / 882 / 883 / 890 / 892 / 893 / 894 / 896 / 897 / 898 / 899 / 900 / 920 / 921 / 929 / 932 / 942 / 945 / 946 / 947 / 956 / 964 / 965 / 966 / 984 / 987 / 989 / 995, **11 132 008 / 009 / 027 / 041 / 042 / 047 / 050 / 066 / 067 / 068 / 069 / 070 / 071 / 073 / 085 / 094 / 114 / 115 / 117 / 125 / 137 / 138 / 139 / 140 / 141 / 142 / 144 / 150 / 154 / 155 / 156 / 158 / 159 / 160 / 164 / 165 / 166 / 177 / 182 / 188 / 193 / 197 / 198 / 230 / 231 / 236 / 259 / 260 / 262 / 264 / 268 / 270 / 276 / 278 / 290 / 291 / 293 / 325 / 332 / 344 / 348 / 365 / 366 / 367 / 368 / 370 / 371 / 372 / 373 / 379 / 381 / 382 / 383 / 389 / 391 / 394 / 398 / 402, AZE41 23 / 25 / 39 / 50 / 51 / 59 / 65 / 67 / 70 / 72 / 73 / 83 / 90 / 92 / 94 / 95 / 97 / 99, AZE42 01 / 04 / 07 / 08 / 14 / 15 / 21 / 26 / 27 / 34 / 39 / 40 / 41 / 43 / 44 / 45 / 47 / 48 / 54 / 55 / 65 / 68 / 73 / 76 / 83 / 84 / 85 / 86, AZE45 36 / 73 / 79, AZF41 03 / 04 / 15 / 19 / 21 / 22 / 29 / 32 / 35 / 37 / 43 / 46 / 47 / 48 / 55 / 59 / 64 / 69 / 78 / 81 / 83 / 84 / 94 / 96 / 97 / 98, AZF42 04 / 06 / 09 / 20 / 24 / 29 / 30 / 31 / 32 / 33 / 34 / 38 / 39 / 40 / 42 / 43 / 45 / 46 / 47 / 48 / 51 / 53 / 58 / 60 / 66 / 67 / 69 / 73 / 76 / 77 / 81 / 86 / 87 / 88 / 89 / 91 / 93 / 95, AZF43 02 / 03 / 08 / 09 / 10 / 11 / 12 / 13 / 14 / 16 / 18 / 23 / 26 / 30 / 31 / 38 / 39 / 41 / 45 / 46 / 47 / 49 / 50 / 52 / 56 / 57 / 62 / 65 / 71 / 72 / 74 / 75 / 76 / 77 / 78 / 79 / 81 / 82 / 83, AZF45 08 / 09 / 10 / 11 / 14 / 15 / 20 / 24 / 35 / 38 / 45 / 59 / 69 / 72 / 82 / 91 / 95, AZF46 17 / 27 / 39 / 43 / 46 / 83 / 87 / 91, AZF48 14 / 33 / 52 / 61 / 62, MS 3 / 4 / 5 / 21 / 24 / 25 / 45 / 64 / 65 / 66 / 67 / 68 / 69 / 70 / 71 / 72 / 79 / 84 / 87 / 90 / 99 / 101 / 111 / 119 / 130 / 138 / 139 / 143 / 145 / 151 / 167 / 168 / 176 / 196 / 197 / 200 / 202 / 204 / 205 / 207 / 210 / 213 / 223 / 226 / 232 / 239 / 246 / 248 / 255 / 286 / 287 / 289 / 291 / 294 / 295 / 297 / 299 / 394 / 395 / 399 / 400 / 403 / 419 / 423 / 424 / 429 / 435 / 439 / 440 / 446 / 448 / 544 / 551 / 596 / 615 / 625 / 632 / 647 / 650 / 651 / 652 / 653 / 654 / 660 / 677 / 687 / 717 / 718 / 719 / 720 / 721 / 722 / 724 / 725 / 726 / 752 / 791**

Aplicação / Application: **ATLAS** (máquinas): Escavadeira 140W / 150W / 160LC / 160W / 175LC / 180MH / 180W / 200MH / 215LC / 1404ZW / 1600ZW / AT170, Pá carregadeira AR51BE / AR61A / AR70 / AR81, Compressor de ar ST 35 / SR 48 / STS 35 / STS 48 / XAHS 237 / AMS 287 / XAS 182 C2 / XATS 156 C2, **BOBCAT:** Manipulador telescópico T2256 / T2566 / T3571 / T35100 / T35120 / T40140 / T40170 / TL360 / TL470 / TR40250 / TR45190 / TR50210, Mini pá carregadeira 863 / 863C / 863F / 863HC / 863HF / 873C, **BOMAG:** Fresadora a frio BM500/15 / BM600/15, Pavimentadora de asfalto BF600 / BF800, Rolo compactador BC462EB / BW141AC / BW190 / BW202 / BW203 / BW211B / BW212 / BW213 / BW216 / BW218, Rolo compactador pneumático BW24 / BW25 / BW27, **CASE:** Mini pá carregadeira SR200 / SR250, Pá carregadeira 21E / 121E / 321E, Trator MXM120 / MXM130 / MXM140 / MXM155 / MXM175 / MX190, Tratores Farmall, Tratores JXU, Tratores Maxxum, Tratores MXU, Tratores Puma, Tratores Quantum, **DEUTZ-FAHR:** Tratores, **DOOSAN:** Manipulador telescópico DT70, **FORD:** Tratores, **IVECO:** 110-17, 120-16, 120-17, 150-16, 160-17, **JCB:** Escavadeira 807C / 811 / 812 / 814 / 817 / 818 / 820, Pá carregadeira 420 / 430, Retroescavadeira 3CX-4 / 4CX, Trator Fastrac 125 / 135 / 145 / 155 / 185, **JOHN DEERE:** Pulverizador (gafanhoto) 6700, **LAMBORGHINI:** Tratores Mach, Tratores Nitro, Tratores R6, Tratores R7, Tratores Spark, Tratores VRT, **LIEBHERR:** Escavadeira A901 / A903 / A911 / A921 / R911 / 921B / R981, **MAN:** 6100, 8100, 8113, 8150, 8153, 8160, 8163, 8185, 8220, 8223, 8224, 9150, 9153, 9163, 9185, 9223, 9224, 10145, 10150, 10153, 10163, 10220, 10223, 10224, 11150, 11190, 11220, 11230, 12152, 12162, 12163, 12192, 12222, 12224, 12232, 12255, 12262, 12264, 12272, 12284, 12285, 13220, 13230, 14152, 14162, 14163, 14192, 14220, 14222, 14224, 14232, 14262, 14264, 14272, 14282, 15163, 15224, 15264, 15284, 17192, 17222, 17232, 17272, 18192, 18220, 18222, 18224, 18232, 18262, 18264, 18284, 20224, 20264, 20284, 24192, 24222, 24232, 24262, 24272, 25224, 25264, 25284, 26225, 26285, LE140C, LE160B, LE160C, LE180B, LE180C, LE220B, LE220C, LE250B, LE280B, EM192, EM220, NM152, NM182, NM192, NM222, NM223, NM283, SM152, SM192, **MASSEFUSION:** Trator MF291 / MF330 / MF440 / MF445 / MF455 / MF460 / MF875 / MF4320 / MF4325 / MF4335 / MF4345 / MF4355 / MF4360 / MF4370 / MF4555 / MF6225, **NEW HOLLAND:** Colheitadeira / Combine CX720 / CX740 / CX760 / CX780 / CX820 / CX840 / HW300 / HW320 / HW340 / HW345 / HW365, CS 660 - Cummins L6 8.3 280cv, Trator 5610 / 5640 / 6610 / 6640 / 7010 / 7610 / 7740 / 7840 / 8010 / 8160 / 8240 / 8260 / 8340 / 8360 / 8560 / TM115 / TM125 / TM150 / TM165 / TS100 / TS115 / TS125 / TV140 / T7 / TS6, **VOLVO:** Pá carregadeira EW140C

Hitachi Equivalente / Replace

UF- 4.480 Tipo / Type:

Equivalente / Replace: **HITACHI:** 211416016, **NISSAN:** 233227TA04, **YANMAR:** 114371771

Partida / Starter: **HITACHI:** S114-435G, S114-568A, S114-571, S114-570B, S114-570C, S114-650A, S114-651A, S114-652B, S114-652C, S114-652D, S114652P

Aplicação / Application: **JAGUAR:** S-Type 2.5 (2002->), **NISSAN:** Primera 1.6 (1990-1998), Primera 1.8, 100NX 1.6,

Almera 1.5/1.6/1.8, Cherry 1.5, Micra 1.0/1.2, Q-bic 1.6, Sunny 1.3/1.5/1.6, **SUBARU:** Rex, **TAKEUCHI:** Mini escavadeira TB007, **THERMO KING, VALPADANA:** Trator 1015, **YANMAR:** Motores 3 T72, 3T75, 3TN66, 3TN72, 3TN75, 3TNA72, 3TNE68, 3TNE74, L48, L60, L70, L100

Iskra Equivalente / Replace

UF- 4.454 Tipo / Type:

Equivalente / Replace: 16 905 853, 16 906 145

Partida / Starter: **11 130 179 / 201 / 203 / 216 / 250 / 364 / 402 / 403 / 408 / 409 / 411 / 432 / 436 / 490 / 491 / 492 / 500 / 502 / 503 / 509 / 514 / 520 / 521 / 525 / 526 / 532 / 533 / 534 / 537 / 548 / 551 / 552 / 554 / 565 / 567 / 579 / 585 / 595 / 596 / 598 / 612 / 618 / 619 / 620 / 624 / 626 / 627 / 629 / 631 / 632 / 645 / 659 / 660 / 665 / 669 / 670 / 671**

/ 672 / 673 / 676 / 679 / 682 / 685 / 686 / 687 / 688 / 692 / 697 / 704 / 705 / 706 / 707 / 709 / 710 / 711 / 732 / 734 / 739 / 741 / 743 / 750 / 751 / 762 / 769 / 783 / 784 / 795 / 798 / 807 / 808 / 811 / 819 / 820 / 821 / 823 / 824 / 838 / 839 / 862 / 863 / 872 / 875 / 886 / 889 / 890 / 895 / 896 / 897 / 898 / 937 / 940 / 971 / 972 / 977 / 993 / 998, **11 131 006 / 013 / 015 / 017 / 018 / 029 / 038 / 053 / 070 / 085 / 086 / 093 / 098 / 626 / 729, 11 132 429, AZJ31 09 / 10 / 14 / 15 / 17 / 23 / 24 / 31 / 32 / 33 / 37 / 39 / 40 / 44 / 46 / 48 / 49 / 50 / 51 / 56 / 57 / 58 / 60 / 66 / 69 / 70 / 72 / 77 / 79 / 82 / 84 / 86 / 87 / 88 / 92 / 95 / 96 / 97 / 98 / 99, AZJ32 01 / 03 / 05 / 06 / 11 / 12 / 13 / 17 / 18 / 19 / 20 / 21 / 22 / 23 / 26 / 27 / 29 / 30 / 31 / 32 / 34 / 37 / 42 / 43 / 44 / 45 / 46 / 47 / 48 / 55 / 56 / 61 / 62 / 63 / 68 / 69 / 74 / 79 / 81 / 82 / 83 / 84 / 85 / 86 / 87 / 91 / 92 / 99, AZJ33 01 / 05 / 06 / 12 / 14 / 15 / 17 / 18 / 19 / 20 / 24 / 27 / 30 / 31 / 33 / 39 / 42 / 46 / 47 / 50 / 51 / 52 / 53 / 54 / 55 / 56 / 57 / 59 / 64 / 67 / 69 / 74 / 75 / 76 / 79, AZJ34 45 / 57 / 82, AZJ35 25 / 37 / 38 / 42 / 54 / 93**

Aplicação / Application: **CASE:** Colheitadeira WDX901 / WDX1101, Escavadeira B60CL / B75CL / B75P, **DEUTZ-FAHR:** Trator M110 / M120, **FIAT:** Caminhões diversos, **FIAT ALLIS:** Escavadeira FE12R / S9 / S11 / S60 / S70 / S90 / S105B, Pá carregadeira FR7, **IVECO:** 50 10, 60 10, 60 15, 70 15, 70 19, 70 14, 80 E15, 80 E18, 80 E21, 100 E15, 100 E18, 100 E21, 110 17W, 115 14, 115 17, 120 E15, 120 E18, 120 E23, 130 E15, 130 E18, 130 E23, 135 14, 135 17, 145 17, 150 17, 150 E15, 150 E18, 150 E23, 159 17, 175 17, 180 E21, 260 E23, 280 E23, **LAMBORGHINI:** Tratores, **NEW HOLLAND:** Tratores, **VALMET:** Tratores, **VALTRA:** Trator 305 / 405 / 455 / 500 / 502 / 504 / 505 / 542 / 602 / 604 / 605 / 655 / 700 / 702 / 703 / 705 / 712 / 755 / 802 / 803 / 805 / 855 / 900 / 902 / 903 / 905 / 912 / M600 / M700 / M800 / M900, **VOLVO:** Pá carregadeira LM218, **WHITE:** Tratores, **ZETOR:** Trator 3011 / 3045 / 3320 / 3321 / 3340 / 3341 / 3511 / 3513 / 3545 / 4320 / 4321 / 4340 / 4341 / 4511 / 4611 / 4718 / 4911 / 5011 / 5211 / 5245 / 5320 / 5321 / 5340 / 5341 / 5511 / 5516 / 5545 / 5611 / 5645 / 5647 / 5711 / 5718 / 5745 / 5748 / 5911 / 5945 / 6011 / 6045 / 6211 / 6212 / 6245 / 6320 / 6321 / 6340 / 6341 / 6511 / 6518 / 6522 / 6711 / 6718 / 6745 / 6748 / 6911 / 6918 / 6945 / 7011 / 7045 / 7245 / 7321 / 7340 / 7341 / 7711 / 7745

Iskra Equivalente / Replace

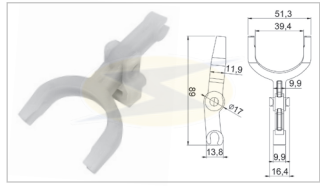
UF- 4.466 Tipo / Type:

Equivalente / Replace: 16 915 982, MSX 1159

Partida / Starter: **11 131 789, 11 131 788, 11 132 205, 11 131 063, 11 131 221, 11 131 752, 11 131 771, 11 131 294, 11 131 753, 11 131 772, 11 131 915, 11 132 121, AZE 4655, AZE 4652, AZE 4648, AZE 4620, AZE 4603, AZE 4625, AZE 4649, AZE 4653, AZE 4654, AZE 4660, AZE 4674, IS1027, IS1103, MS292, IS1343, MS645, IS1362, MS209**

Aplicação / Application: **ATLAS COPCO:** XAS 90 (1995->), **BOBCAT:** 1075 (1975-1981), 1080 (1979-1982), 975 (1989-1990), **CLARK:** 1075 (1975-1981), 1080 (1982-1985), 975 (1974-1990), **COMPAC:** T40 2.9 (1997->), T40D 2.9 (1997->), T40PD 2.9 (1997->), T50 2.9 (1997->), T50D 2.9 (1997->), T50PD 2.9 (1997->), T60 2.9 (1997->), T60D 2.9 (1997->), T60PD 2.9 (1997->), **JOHN DEERE:** 240 2.9 (2002->), 250 (1998->), 260 2.9, 5036 C 2.9, 5038 D 2.9, 5041 C 2.9, 5042 D 2.9, 5045 D 2.9 (2008->), 5047 D 2.9, 5050 D 2.9 (2008->), 5055 E 2.9 (2008->), 5060 E 2.9, 5065 E 2.9 (2008->), 5075 E 2.9 (2008->), 5075 M 2.9 (2008->), 5078 E 4.5, 5085 E 4.5, 5090 E 4.5, 5210 2.9 (1997->), 5210 2.9 (1995->), 5300 (1992-2000), 5300 N (1992-2000), 5310 2.9 (1995-2000), 5310 N (2002->), 5310 N 2.9 (1995-2000), 5400 N 2.9 (1994-2000), 5403 4.5, 5410 2.9 (1995->), 5410 N 2.9 (1995->), 5500 (1992-2000), 5500 N (1992->), 5605 4.5, 5705 4.5, 5725 MFW4 4.5, 6110 E 4.5, 6110 J 4.5, 6125 E 4.5, 6125 J 4.5, 6415 4.5, 6615 4.5, 7440 (1984-1986), 7445 (1987->), 7450 (1995-1997), 9900 (1975-1978), 9910 (1979-1987), 9920 (1984-1987), 9930 (1987-1993), **SULLAIR:** 250 4.0 (1997->), **WILLMAR:** Sprayer Xplorer 6200 4.5 (2002->)

Iskra Equivalente / Replace



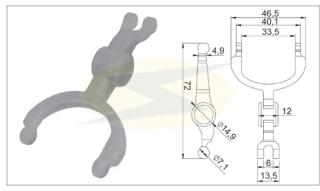
UF-4.486 Tipo / Type:

Equivalente / Replace: ISKRA: 16 907 406
Partida / Starter: ISKRA: 11 131 948, 11 131 485, 11 131 986, 11 131 985, 11 131 750, 11 131 560, 11 131 577, 11 131 949, 11 131 950, 11 131 457, 11 131 861, 11 131 603, 11 131 476, 11 131 762, 11 131 874, 11 131 724, 11 131 967, 11 131 223, 11 131 458, 11 131 983, 11 132 077, 11 131 431, 11 131 478, 11 131 477, 11 131 402, 11 131 556, 11

131 600, 11 131 663, 11 131 305, 11 131 395, 11 131 459, 11 132 228, 11 131 569, AZE6563, AZE4213, AZE6554, AZE6509, AZE4566, AZE6517, AZE6508, AZE6515, AZE6559, AZE6514, AZE6558, AZE6544, AZE6524, AZE6505, AZE6526, AZE6528, AZE6555, AZE6530, AZE6556, AZE6537, AZE6604, AZE6551, AZE6510, AZE6504, AZE2167, AZE6531, AZE6513, AZE6575, AZE6545, AZE6552, AZE6527, AZE6541, AZE6557

Aplicação / Application: GENIE: GTH-3007 3.7 (2005->), HOLDER: C9.78H Tool Carrier 4.1 (2000->), KHD: Motores 3.0 (2000->), Motores 3.2 (2002->), RAYCO: Super RG50 3.2 (2004->), TEREK: Atlet 2506 (2004->), Atlet 3007 3.7 (2004->), TC75 3.7 (2005->), VOLVO: L20B 3.7 (2002-2009), L25B 3.7 (2002-2009), L30B 3.7 (2000->), L35B 3.7 (2000->), CITROEN: C5 2.0 HDi (2001-2004), C5 2.0 HDi FAP (2001-2004), C5 2.2 HDi (2001-2004), C8 2.0 HDi (2002->), C8 2.2 HDi (2002->), C8 MPV 2.0 HDi (2002->), Jumper 2.2 HDi (2002->), Jumper 2.2 HDi 16V (2002->), Jumper 2.5 Diesel (1994-2002), Jumper 2.5 Diesel 4x4 (1994-2002), Jumper 2.5 TD (1994-2002), Jumper 2.5 TD 4x4 (1994-2002), Jumper 2.5 TDi (1996-2002), Jumper 2.5 TDi 4x4 (1996-2002), PEUGEOT: 406 2.2 HDi (2000-2004), 407 2.0 HDi (2008-2009), 607 2.0 HDi (2000-2004), 807 2.0 HDi (2002->), 807 2.0 HDi (2004-2006), 807 2.2 HDi FAP (2002->), Boxer 2.0 HDi (2002->), Boxer 2.2 HDi (2002->), 605 2.5 TD (1994-1999), Boxer 2.4 TDi (1996-2002), Boxer 2.4 TDi 4x4 (1996-2002), Boxer 2.5 Diesel, 4x4 (1994-2002), Boxer 2.5 TD, 4x4 (1994-2002), Boxer 2.5 TDi (1997-2002), Boxer 2.5 TDi 4x4 (1996-2002), JOHN DEERE: 244J, 304J, 317, 320, 325, 328, 332, 4120, 4320, 4520, 4720, 5225, 5325, IVECO: Daily, Massif 3.0 HPI 3.0 (2008-2011), Massif 3.0 HPT 3.0 (2008-2011), MULTICAR: M26 EcoLine 2.8 (2003-2006), M26 ProfiLine 2.8 (2003-2006), M26 TransLine 2.8 (2003-2006), RENAULT VI.: Mascott.

Jhaem Equivalente / Replace

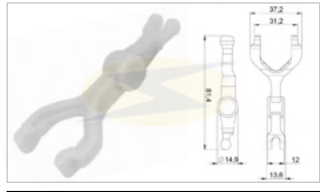


UF-4.495 Tipo / Type:

Equivalente / Replace:
Partida / Starter: JHAEM: 103100GG010, QDY1289

Aplicação / Application: JAC: J3 1.4 (2010->), J2 1.4 (2010->)

Mitsubishi Equivalente / Replace

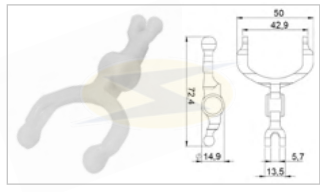


UF-4.420 Tipo / Type:

Equivalente / Replace:
Partida / Starter: CGP 25, MOT80081, MOT80381, MOT80881, MOT80981, MOT81081, M000T80081, M000T80381, M000T80881, M000T80981, M000T81081

Aplicação / Application: CHEVROLET-GM, CLARK, YALE, KIA: Rio, Shuma II, MAZDA: 323 V / VI, 626 IV / V, 929 III, Demio, MPV I / II, MX-3, MX-5 II, MX-6, Premacy, Xedos 6 / 9

Mitsubishi Equivalente / Replace



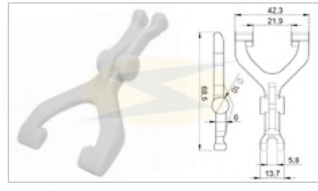
UF-4.421 Tipo / Type:

Equivalente / Replace: MD611223, M864X09771
Partida / Starter: M000T32071ZC, M000T32071, MOT 32071, MOT32071ZC, PM6RM1T60081, M000T34071ZC, M000T81181, M000T82081, MD328235, M000T88481ZC, M000T93981, CHRYSLER: 05034555AA, 5034555AA, HYUNDAI: 36100-23060, VALEO: 1250300, FORD: 6E5T-11000-AB

Aplicação / Application: CHRYSLER: Sebring (07-09),

DODGE: Avenger (08-09), Caliber (07-09), Journey 2009, ISUZU: C-240 Diesel Engines, MAZDA: Empilhadeira / Forklift, MITSUBISHI: Empilhadeira / Forklift, Pajero, Space Runner 1.8, PEUGEOT: 405, JEEP: Compass (07-09), Patriot (07-09), PATRIOT L4 (07-09), SUBARU, SUZUKI, YALE: Empilhadeira / Forklift, HYUNDAI: Coupé (Tiburón/Tuscáni), Elantra, Lantra II, Tucson, Trajet, Coupe 1.6 16V (1998-2002), Coupe 1.6 i 16V (1996-2002), Coupe 2.0 (2002->), Coupe 2.0 16V (1996-2002), Elantra 1.8 (1998-2002), Elantra 2.0 (1999-2001), Elantra 2.0 GLS (2002-2003), Elantra 2.0 GT (2002-2003), Lantra 1.6 (1995-2000), Lantra 1.6 16V (1995-2000), Lantra 1.8 16V (1995-2000), Lantra 2.0 16V (1996-2000), Matrix 1.8 (2001->), Tiburon 1.8 (1997), Tiburon 2.0 (1998-2001), Tiburon 2.0 FX (1997-1998), KIA: Carens II, Cerato I, Cerato 2.0 (2004->), Colt III, Spectra, Sportage, FORD: Fusion 2.3 (2006-2010), MERCURY: Milan 2.3 (2006-2010), CITROEN: Aircross 1.6 (2018-2019), C4 Cactus 1.6 (2022)

Jhaem Equivalente / Replace

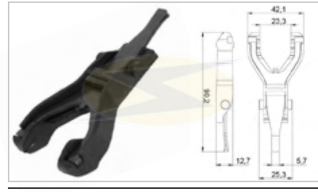


UF-4.470 Tipo / Type:

Equivalente / Replace:
Partida / Starter: JHAEM: JM000A15001, HYUNDAI: 36100-03400,

Aplicação / Application: KIA: Rio (2011->), Picanto 1.0 (2004->)

Magneti Marelli Equivalente / Replace



UF-4.417 Tipo / Type:

Equivalente / Replace:
Partida / Starter: MAGNETI MARELLI: 63111016, DENSO: C132 M70R 21699

Aplicação / Application: FIAT: Bravo 1.6, Palio Weekend

Magneti Marelli Equivalente / Replace



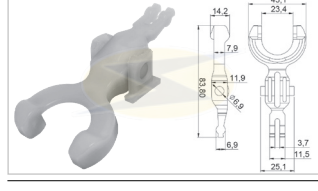
UF-4.424 Tipo / Type:

Equivalente / Replace:
Partida / Starter: MT 67 / 68 / 71 / 72, 06321672 5010 / 6010 / 7010, 063216731010,

06321674 0010 / 1010 / 7010, 06321680 0010 / 15010 / 25010 / 26010 / 27010 / 31010 / 51010 / 76010 / 84010, 0632171 26010 / 47010, 0632172 01010 / 25010 / 26010, MT62BA, MT67A / AA / AB / AD / CA / CB, MT68A / AA /

AB / AC / AD / LB / LC / PA / Q / QA / RA, MT71A / AA / AB / D / DA / DB / E / T / TA / Z, MT72A / AA / AB, MT74L
Aplicação / Application: AGRIFUL, CARRARO, NEW HOLLAND, RUGERINI, SIMIT, SLANZ, FIAT ALLIS: 65, 70, 75, Escavadeira EX215, Pá carregadeira 645B, IVECO: 79-14, Daily 35-8, EuroCargo 60 E10 / E12, EuroCargo 100 E15, LAMBORGHINI: Trator 115, RENAULT: Master 2.4 antiga, Trafic 2.5 antiga

Magneti Marelli Equivalente / Replace



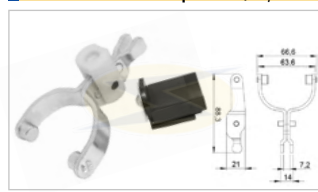
UF-4.491 Tipo / Type:

Equivalente / Replace:
Partida / Starter: MAGNETI MARELLI: 63101003, 63101008, 63101022, 63101023

Aplicação / Application: FIAT: Doblo 1.2 (2001->), Doblo 1.3 MPI (2001-2006), Doblo 1.4 MPI 16V (2009->), Doblo 1.4 MPI 8V (2009->), Fiorino Furgão 1.3 MPI 8V Flex (2003-2013), Idea 1.4 Flex (2005-2010), Palio 1.0 (2002->), Palio 1.2 (1997-2002),

Palio 1.3 (2002->), Palio 1.4 MPI 8V (2002->), Palio Weekend 1.0 (2000->), Palio Weekend 1.3 (2000->), Palio Weekend 1.4 16V (2000->), Seicento 1.1 (1998->), Siena 1.0 (2002-2012), Siena 1.3 (2002-2012), Siena 1.4 MPI 8V Flex (2002-2012), Strada 1.3 (2002-2006), Strada 1.4 MPI 8V Flex (2002-2006), Uno 1.0 (2001->), Uno 1.4 Flex (2001->).

Mitsubishi Equivalente / Replace



UF-4.435 Tipo / Type:

Equivalente / Replace:
Partida / Starter: M9T62572ZA, M9T62671, M009T66171, M9T61671

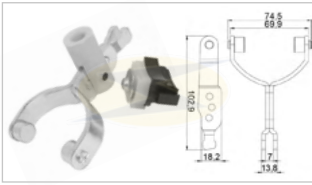
Aplicação / Application: IVECO: Eurostar 190 / 260 / 440, Eurotech 190 / 260 / 440, Eurotraker 190 / 260 / 340 / 380 / 400 / 410 / 440 / 720, Strais 190 / 260 / 400 / 440, Strais L 190 / 260 / 440, Trakker 190 / 260 / 340 / 380 / 400 / 410 / 440 / 720, Trakker N 190 / 260 / 340 / 380 / 400 / 410 / 440 / 720, FORD: L6000 / 7000 / 8000 / 9000 C/ Motor Cummins

Ism De 1985 A 1999, FREIGHTLINER: C/ Motor Caterpillar De 1999 A 2007, VOLVO: Vhd Series De 1998 A 2003 Cummins Ism, Vnm Series De 1997 A 2003 Cummins Ism, Wa / Wc / Wg / Wh / Wi / Wx Series De 1997 A 2001 Cummins Ism, 9700 / 9900, B 12 B / Fh 12 340 / 12 380 / 12 420 / 12 460 / 12 500, Fh 380 / 400 / 420 / 440 / 460 / 480 / 500 / 520 / 540, Fm 12 340 / 12 420, Fm 360 / 380 / 400 / 420 / 440 / 460 / 480 / 500, VOLKSWAGEN: 13-180 / 15-180 / 17-210 / 17-240 / 17-260 / 26-260 / 31-260 / 24-280, Constellation, RENAULT: Kangoo 1.6i

Mitsubishi Equivalente / Replace

UF-4.436

Tipo / Type:



SABIA MAIS

Equivalente / Replace:

Partida / Starter: M9T82171, M9T80472

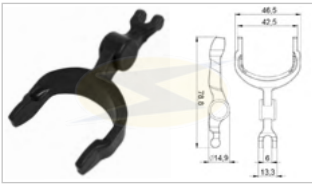
Aplicação / Application: **MERCEDES-BENZ:** AXOR 2035 / 2040 / 2044 / 2540 / 2544 / 2640 / 2644 / 3340 / 3344, ACTROS 1832 / 1846 / 1850 / 1854 / 1858 / 2032 / 2046 / 2050 / 2054 / 2532 / 2546 / 2550 / 2554 / 2558 / 2632 / 2646 / 2650 / 2654 / 2658 / 3232 / 3246 / 3332 / 3346 / 3350 / 3354 / 3358 / 4146 /

4150, Actros Bluetec 1832 / 1836 / 1841 / 1844 / 1846 / 1848 / 1851 / 1855 / 1860 / 2032 / 2036 / 2041 / 2044 / 2046 / 2048 / 2051 / 2055 / 2532 / 2536 / 2541 / 2544 / 2546 / 2548 / 2551 / 2555 / 2560 / 2632 / 2636 / 2641 / 2644 / 2646 / 2648 / 2651 / 2655 / 3232 / 3236 / 3241 / 3244 / 3246 / 3248 / 3332 / 3336 / 3341 / 3344 / 3346 / 3348 / 3351 / 3355 / 3360 / 4141 / 4144 / 4146 / 4148 / 4151, Actros 1861 Black Edition, Ls 1634, O 345 G, O 500 Ma, O 500 Rs-Rsd, O 530 Gn3 (Citaro), O 530 Cn3 Uestra (Citaro), O 530 Gnu3 (Citaro), O 530 N3 (Citaro), O 530 N3 Lang (Citaro), O 580 Rhd-17 (Travego), Tourismo 15 Rhd/Shd, **VOLVO:** FH12/340 / 12/380 / 12/420 / 12/460 / 12/500, FM12/340 / 12/380 / 12/420, B12

Mitsubishi Equivalente / Replace

UF-4.447

Tipo / Type:



SABIA MAIS

Equivalente / Replace:

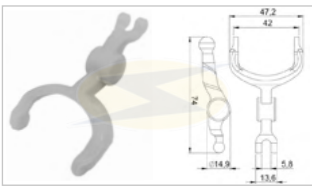
Partida / Starter: **MITSUBISHI:** M000T-25171ZC, **MOPAR:** 56029712AB

Aplicação / Application: **FIAT:** Toro, **JEEP:** Compass 2.4,

Mitsubishi Equivalente / Replace

UF-4.449

Tipo / Type:



SABIA MAIS

Equivalente / Replace:

Partida / Starter: **FORD:** 9E5T-11000-AC, **MITSUBISHI:** M000T16271ZC, M000I371ZC, M000T-36571ZC, **DELCO:** 12601721, **GM:** 12617229

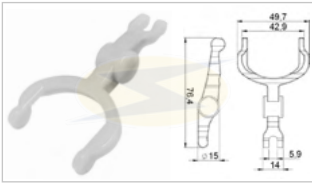
Aplicação / Application: **FORD:** Fusion 3.0L V6 (2010), **MERCURY:** Milan 3.0L V6 (2010), **BUICK:** Allure 3.6 (2007-2010), Enclave 3.6 (2008-2017), LaCrosse 3.6 (2007-2016),

Rendezvous 3.6 (2006), **CADILLAC:** ATS (2013-2015), CTS 3.6 (2007-2013), SRX 3.6 (2006-2016), STS 3.6 (2006-2011), XTS 3.6 (2013), **CHEVROLET-GM:** Caprice (2011-2013), Captiva 3.6 V6, Camaro 3.6 (2010-2015), Colorado 3.6 (2013-2016), Equinox 3.6 (2008-2017), Impala 3.6 (2014-2017), Malibu 3.6 (2008-2012), Traverse 3.6 (2009-2017), **GMC:** Acadia 3.6 (2007-2015), Canyon 3.6 (2015-2016), Terrain 3.6 (2013-2017), **PONTIAC:** G6 3.6 (2007-2009), Torrent 3.6 (2008-2009), Aura 3.6 (2007-2009), Outlook 3.6 (2007-2010), Vue (2008-2010)

Mitsubishi Equivalente / Replace

UF-4.463

Tipo / Type:



SABIA MAIS

Equivalente / Replace:

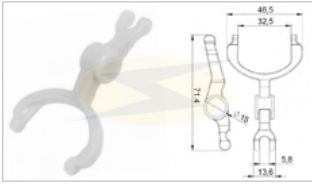
Partida / Starter: **MITSUBISHI:** M002T-86071ZT, M002T85971ZT, **FOMOCO:** AB39-11000-BA, AB39-11000-AA

Aplicação / Application: **FORD:** Ranger 2.2 TDCi (2011->), Ranger 2.2 / 3.2 TDCi 4x4 (2011->), **TROLLER:** Troller T4 3.2 5CC TDi (2015->)

Mitsubishi Equivalente / Replace

UF-4.467

Tipo / Type:



SABIA MAIS

Equivalente / Replace:

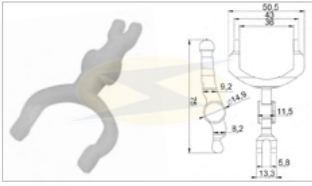
Partida / Starter: **MITSUBISHI:** M000T36071

Aplicação / Application: **FIAT:** Sedici 1.6/1.9 (2006-2014), **SUBARU:** Justy 1.3/1.5 (2003-2007), **SUZUKI:** Ignis 1.3/1.5 (2003->), Jimny 1.3 (2001-2019), Liana 1.3/1.6 (2001->), Swift 1.3 (2006->)

Mitsubishi Equivalente / Replace

UF-4.479

Tipo / Type:



SABIA MAIS

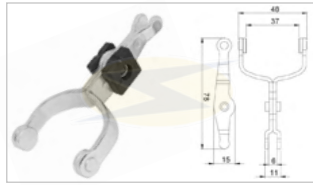
Equivalente / Replace:

Partida / Starter: **MITSUBISHI:** Pajero, **PEU-GEOT:** 405

Mitsubishi Equivalente / Replace

UF-4.437

Tipo / Type:



SABIA MAIS

Equivalente / Replace:

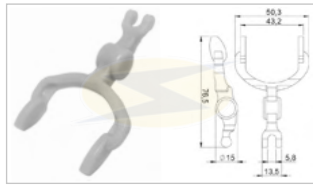
Partida / Starter: M2T87671, **RENAULT:** 7700300522, 7700313447

Aplicação / Application: **OPEL:** Movano 2.5 D / 2.8 dTi, **RENAULT:** Master Chassi 2.8td, Master Van 2.8td, Master Chassi 2.5td, Master Van 2.5td

Mitsubishi Equivalente / Replace

UF-4.448

Tipo / Type:



SABIA MAIS

Equivalente / Replace:

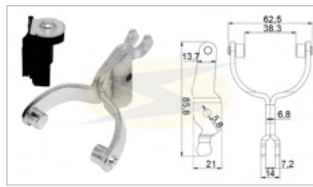
Partida / Starter: 12673600, 695085118, BZ1634929378 17MC

Aplicação / Application: **CHEVROLET-GM:** Cruze, Tracker, **OPEL:** Astra

Mitsubishi Equivalente / Replace

UF-4.477

Tipo / Type:



SABIA MAIS

Equivalente / Replace: M863X09272, M864X12271

Partida / Starter: **MITSUBISHI:** M008T60371, M008T 60372, M008T60373, M008T60871, M008T60872, M008T60873, M008T62471, M2T78071, M8T55171, M8T55471, M8T55472, M8T55473, M8T55579, M8T60071, M8T60071A, M8T60071C, M8T60171, M8T60173, M8T60174, M8T60271, M8T60371,

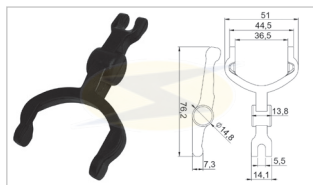
M8T60372, M8T60373, M8T60471, M8T60771, M8T60871, M8T60872, M8T60873, M8T61671, M8T62271, M8T62471, M9T60171, M9T60371, M9T60372, M9T61471, M9T61971, M9T62671, ME077796, M008T55578, M008T55779

Aplicação / Application: **IVECO:** 180 E 24 7.8 (2000-2004), 180 T 24 7.8 (2004-2006), 180 T 27 7.8 (2004-2006), 180 T 31 7.8 (2004-2006), 190 E 24 7.8 (2000-2004), 190 E 27 7.8 (2000-2003), 190 E 31 7.8 (2000-2004), 190 E 35 (2000-2004), 190 S 27 7.8 (2003-2006), 190 S 30 7.8 (2003-2006), 190 S 35 (2003-2006), 190 S 36 7.8 (2003-2006), 190 T 27 7.8 (2004-2006), 190 T 31 7.8 (2004-2006), 190 T 33 7.8 (2006->), 190 T 35 7.8 (2004-2006), 190 T 36 7.8 (2006->), 260 E 24 7.8 (2000-2003), 260 E 27 7.8 (2000-2004), 260 E 31 7.8 (2000-2004), 260 E 35 7.8 (2000-2004), 260 S 27 7.8 (2003-2006), 260 S 30 7.8 (2003-2006), 260 S 31 7.8 (2003-2006), 260 S 33 7.8 (2006->), 260 S 35 (2003-2006), 260 S 36 7.8 (2006->), 260 T 31 7.8 (2004-2006), 260 T 33 7.8 (2006->), 260 T 35 7.8 (2004-2006), 260 T 36 7.8 (2006->), 340 T 35 7.8 (2004-2006), 340 T 36 7.8 (2006->), **CATERPILLAR:** 311 4.2 1, 312 4.2 1, 313 4.2 1, 314 4.2 1, 315 4.2 1, 318 6.7 1, 318 6.4 1, 319 6.4, 319 4.3 1, 319 4.2 1, 320 6.4 1, 320 6.7 1, 321 6.4 1, 323 6.4 1, 910G 4.2 1, **DENNIS:** 240 7.1 1 (2003->), 240 MS 7.1 1 (2007->), **JOHN DEERE:** S760 1 (2018-2020), S770 1 (2018-2020), **KOBELCO:** SK160LC-6E 1, SK200 1, SK210-LC 5.9 1 (1999-2006), SK235SR-1E 1, SK235-SRLC 5.9 1 (1999-2006), SK235SRNLC-1E 1, SK250LC 5.9 1 (1999-2006), **MAN:** SK250LC 5.9 1 (1999-2006), 10.180 4.6 1 (2005->), 10.210 4.6 1 (2005->), 10.240 6.9 1 (2005->), 12.210 4.6 1 (2005->), 12.240 6.9 1 (2005->), 12.280 6.9 1 (2005->), 13.240 6.9 1 (2005-2006), 13.280 6.9 1 (2006->), 15.240 6.9 1 (2005->), 15.280 6.9 1 (2005->), 18.240 6.9 1 (2005->), 18.280 6.9 1 (2005->), 18.330 6.9 1 (2005->), 26.280 6.9 1 (2002-2006), 26.330 6.9 1 (2002-2006), 7.150 4.6 1 (2005->), 7.180 4.6 1 (2005->), 7.220 4.6 1 (2005->), 8.150 4.6 1 (2005-2006), 8.180 4.6 1 (2005->), 8.210 4.6 1 (2005->), 8.240 6.9 1 (2005->), **MAZDA:** T2500 1, T2600 1, T3000 1, T3500 1, T4100 1, **MITSUBISHI:** FD35D 1, FD35D2 1, FD35DS 1, FD38 1, FD40D 1, FD45D 1, FD50C 1, Fuso Fighter 1 (2004-2004), **NEW HOLLAND:** E160 1 (2006-2009), EH160 1 (2003-2005), **RENAULT:** 160 4.8 1 (2006->), 190 4.8 1 (2006->), 220 4.8 1 (2006->), 240 7.2 1 (2006->), 270 7.2 1 (2006->), 280 7.2 1 (2006->), 310 7.2 1 (2006->), 320 7.2 1 (2009->), 340 7.2 1 (2006->), Lander 320 7.2 1 (2009->), **RENAULT VI:** 300 9.8 1 (1997-2002), 340 9.8 1 (1997-2001), 385 11.1 1 (1998-2001), 400 11.1 1 (1998-1999), **TANADO:** GR250N 1 (2004-2004), GR300N 1 (2004-2004), TM250M 1 (2004-2004), **VOLVO:** Penta D4, D6, FE 240 7.1 1 (2006-2012), FE 260 7.1 1 (2012->), FE 280 7.1 1 (2012->), FE 300 7.1 1 (2012->), FE 320 7.1 1 (2012->), FE 340 7.1 1 (2012->), FL 240 7.1 1 (2006-2009), FLH 240 7.1 1 (2013->), FLH 260 7.1 1 (2013->), FLH 280 7.1 1 (2013->), FLH 290 7.1 1 (2013->), FLL 240 7.1 1 (2013->), FLL 260 7.1 1 (2013->), FLL 280 7.1 1 (2013->), FLL 290 7.1 1 (2013->).

Mitsubishi Equivalente / Replace

UF-4.488

Tipo / Type:



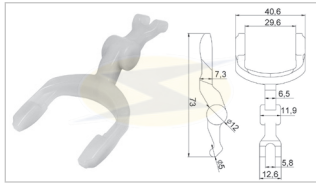
SABIA MAIS

Equivalente / Replace: M864X12371, ME701460

Partida / Starter: **MITSUBISHI:** 1810A050, 1810A050R, M008T70071, M008T75071, M008T75071A, M008T75073, M008T75073A, M008T75074, M008T-75074ZT, M8T70071

Aplicação / Application: **BOBCAT, CHEVROLET:** S10, **FORD:** 2120 Compact Tractor, **VOLVO PENTA:** Motores (2013->), **MITSUBISHI:** Canter 35 2.8 D, Canter 55 3.0 D, Paiero 2.8 / 3.2, L200 Triton 3.2

Mitsubishi Equivalente / Replace



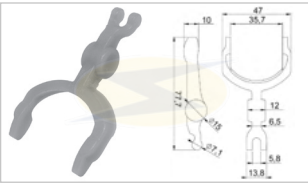
UF-4.489

Tipo / Type:



Equivalente / Replace:
Partida / Starter: MITSUBISHI: M000TC0271
Aplicação / Application: MITSUBISHI: ASX 1.8 (2010->), ASX 2.4 (2010->), Lancer 1.8 (2010->), Lancer 2.4 (2010->), Outlander 1.8 (2010->), Outlander 2.4 (2010->)

Mitsubishi Equivalente / Replace



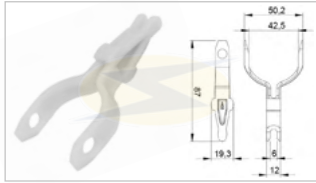
UF-4.492

Tipo / Type:



Equivalente / Replace:
Partida / Starter: M000TD1371ZE, M0TDO 371, MOTD 1371
Aplicação / Application: RENAULT: Captur 0.9 TCe (2013->), Captur 1.2 TCe (2013->), Clio 0.9 TCe (2012->), Clio 0.9 TCe Grandtour (2013->), Clio 1.2 TCe (2012->), Clio 1.2 TCe Grandtour, Dokker 1.2 TCe (2013->), Fluence 1.6 (2013->),

Motorcraft Equivalente / Replace



UF-4.425

Tipo / Type: **PMGR**

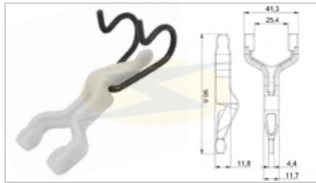


Equivalente / Replace: **SZ-847, E90Z11067A, F75U11070AA, FORD: E90Z 11067 A**
Partida / Starter: FORD: E90F11000AA / BA, E9S-F11000AA / BA, F07U11000AAA / ABA, F17U11000AB, F07UAA716A, F1VU11000AA, 1024508, 1027928, 1057652 / 54 / 61, 1058429, 1063999, 1064000, 1067622, 1073093, 1073108, 1076141, 1085273, 1087280, 1093471,

1104965, 1105310, 1118336, 1120214, 1120215, 1126987, 1133994, 1140110, 1140757, 1151641, 1197912, 1214371, 1218885, 1231963, 1233277, 1237323, 1251700, 1300504, 1351989, 1366986, 1376305, 1379702, 1379703, 1385784, 1386127, 1387062, 1387091, 1387092, 1449615, 1465010, 1465115, 1469721, 1477482, 1480550, 1541002, 3852582, 4078768, 4424968, 4509615, 4520765, 4529404, 4635595, 4742541, 5026497, 5029143, 6775703, 6775704, 7177333, 1L2U11000AA, 1S4U11000AA, 1S4U11000AB, 1S7U11000AA / AB / AC / AD / AE / AF / BA / BB / BC, 2S6U11000EA / EB / EC / ED / EE, 2S7T11000DA / DB / DC, 2T1411000CB / CC, 3M5T11000AB / AC / AD / AE / DB / DC, 3S7T11000AC / AD, 4M5T11000FA / FB / FC / FD, 6G9N11000AA / BB / EB / EC / FA / JA / JB, 6S4T11000AA, 93BB11000HB / HC / JB / JC / KB / KD, 96BB11000AA / AB, 97BB11000B3D, 97BB11000BB / BC, 97VB11000AA / AB, 98AB11000AC / AD / BB / BC / BD / CB / CC / CD, 98VB11000B3B, E98F11000AA / BA, E9SF11000AB, E9SZ11002A / 2B, F02F11000AA, F07U11000AA / BA, F0CF11000AA / BA, F0OU11000AA, F13U11000AA, F3TU11131AA, F7PU11000DA, F7PZ11002DA, F7RU-11000AA, F7SU11000AA, F87U11000, F87U11000DD, R93BB11000AC, XL1U11000AA, XS7U11000C4A, XS7U11000CB, YC1U11000AB / AC / AD / AE / AF, YS4U11000AA / AB / BA, 8G1T-11000-AE

Aplicação / Application: FORD: B-Max 1.6 TDCi, C-Max 1.8 / 2.0, Ecosport, Ka, Bronco, Courier 1.8 D, Escort V / VI, Explorer, F1000, Fiesta III / IV / V / VI, Focus I / II, Fusion, Galaxy II, Maverick, Mondeo I / II / IV, Mustang, Ranger, Tourneo, Transit, S-Max, Edge 3.5 V6 (2009-2013), Taurus 2.0/3.5 (2010-2017), JAGUAR: X-Type, MAZDA: 2, 121 III, Tribute, VOLVO: C30 C70 II, S40 II, S60, S80 II, V40 II, V50

Prestolite Equivalente / Replace



UF-4.413

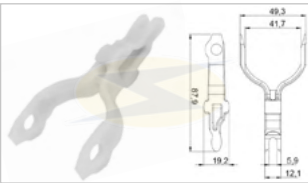
Tipo / Type: **M93/100, Com Mola**



Equivalente / Replace: **K01401 (Delphi / Indiel / Lucas), 352 58 639**
Partida / Starter: M93-12V, M100 12 / 24V, 352 58 490, 352 58 540, 352 58 580, 352 58 620, 352 58 660, 352 58 690, 352 58 710, 352 58 880, 352 58 910, 352 58 940, 352 58 950, 352 58 960, 352 58 970, 352 58 980, 352 59 030, 352 59 040, 352 59 050, 352 59 130, 352 59 140, 352 59 150, 352 59 170, 352 59 180, 352 59 210, 352 59 240, 352 59 300, 352 59 310, 352 59 330, 352 59 390, 352 59400, 352 59 430, 352 59 440, 352 59 460, 352 59 570, 352 59 590, 352 59 600, 352 59 620, 352 59 630, 352 59 640, 352 59 650, 352 59 660, 352 59 670, 352 59 680, 352 59 690, 352 59 710, 352 59 720, 352 59 750, 352 59 760, 352 59 770, 352 59 780, 352 59 790, 352 59 880, 352 59 890, 352 59 900, 352 60 828, 352 60 940, 352 60 950, 352 61 000, 352 61 020, 352 61 070, 352 61 120, 352 61 130, 352 61 155, 352 61 175, 352 61 185, 352 61 305, 352 61 355, 352 61 360, 352 61 395, 352 61 425, 352 61 740, 352 61 760, 352 61 770, 352 61 900, 352 62 010, 352 62 020, 352 62 130, 352 62 710

Aplicação / Application: AGRALE: 7500, 8000, 8500, 9200, Marruá, Trator 4100 / 4100.4 / 5075 / 5075.4 / 5085 / 5085.4, CHEVROLET-GM: Blazer 2.5 (c/ motor Maxion HS 4 cil.), Blazer (c/ motor Cummins 5.9), D20 4.1 (c/ motor Maxion S4 4 cil.) / 4.2 (c/ motor MWM 6 cil.), Grand Blazer 4.2 (c/ motor MWM 6 cil.), S10 2.5 (c/ motor Maxion HS 4 cil.), Silverado 4.2 (c/ motor Maxion S4 4 cil.), Silverado 4.2 (c/ motor MWM 6 cil.), CUMMINS: Motor 6BTA5.9 / B 5.9 / B eletrônico 5.9, FIAT: Ducato 1.9 / 2.5 / 2.8 Diesel, FORD: Cargo 815 / 1217 / 1416 / 1417 / 1421 / 1617 / 1621 / 1716, F4000, F7000, F12000, F14000, F16000, F100, F100 (c/ motor Cummins 3.9 4 cil.), F100 (c/ motor MWM 6 cil.), F150, F150 (c/ motor Cummins 3.9 4 cil.), F250, F350, F1000 2.5 (c/ motor Maxion HS 4 cil.), F1000 (c/ motor Cummins 3.9 4 cil.), Ranger 2.5 Diesel (c/ motor Maxion HS 4 cil.) / 2.8 Diesel (c/ motor Maxion HS 4 cil.) / 3.0 Diesel, Transit Diesel, B7000, IVECO: Daily Turbo Diesel, JOHN DEERE: Colheiteadeira 1165 / 1175 / 1450, Trator 7500, LAND ROVER: Defender 2.5, Discovery 2.5, MASSEY FERGUSON: Colheiteadeira MF3640 / MF5650, Trator MF250X / MF265 / MF275 / MF283 / MF290 / MF292 / MF297 / MF299 / MF640 / MF650 / MF660 / MF680 / MF5275 / MF5285 / MF5300 / MF5310 / MF5320, MERCEDES-BENZ: Sprinter 2.5 (c/ motor Maxion HS 4 cil.), MB180D (c/ motor 4 cil.), O371, OF1215, OF1315, OH1316, OH1318, OH1320, NEW HOLLAND: Trator TL65E / TL75E / TL85E / TL95E, PEUGEOT: 404 Diesel, 504 Diesel, 505 Diesel, VOLKSWAGEN: 710, 8120, 8150, 13150, 13180, 13190, 15180, 15190, 17210, 17250E, 23210, 26250E, B8150, B9150, B16210, B17210, B17240,

Motorcraft Equivalente / Replace



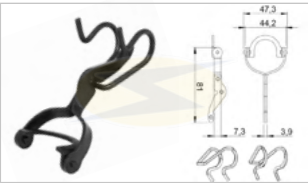
UF-4.429

Tipo / Type: **PMGR**



Equivalente / Replace:
Partida / Starter: PMGR - (Mancal de acionamento curto / Noseless Starter)
Aplicação / Application: VOLKSWAGEN: Gol, Parati, Saveiro

Prestolite Equivalente / Replace



UF-4.412

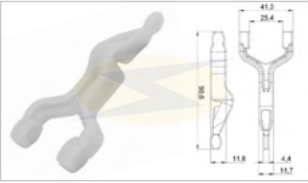
Tipo / Type: **M74R, Com Mola**



Equivalente / Replace: **K01331 (Delphi / Indiel / Lucas), 352 58 191, 352 58 656**
Partida / Starter: 352 58 270, 352 58 370, 352 58 400, 352 58 420, 352 58 430, 352 58 460, 352 58 470, 352 58 640, 352 58 720, 352 58 730, 352 58 740, 352 58 760, 352 58 780, 352 58 840, 352 58 850, 352 59 060, 352 59 220, 352 59 250, 352 59 570, 352 59 860, 352 60 890, 352 61 250, 352 61 260, 352 61 295, 352 61 640, 352 61 810

Aplicação / Application: AGRALE: Trator 4100 / 4100.4 / 4230 / 4230.4, CHEVROLET-GM: C20 4.1, Corsa 1.4 Powertech / 1.6 Powertech, CITROEN: Berlingo 1.8, FIAT: Duna 1.7 Diesel, Fiorino 1.7 Diesel, Palio 1.7 Turbo Diesel, Siena 1.7 Turbo Diesel, Uno 1.7 Diesel, FORD: Courier 1.8 Diesel, Escort 1.6 AP / 1.8 AP / 1.8 Diesel / Zetec, Fiesta 1.8 Diesel, Focus 1.8 Diesel / 2.0 / Zetec, Mondeo Zetec, Ranger 2.3, Verona 1.6 AP / 1.8 AP, PEUGEOT: 205 1.6 / 1.9 Diesel, 306 1.6 / 1.9 Diesel, 405 1.6 / 1.9 Diesel, Boxer 1.9 Diesel, Partner 1.6, RENAULT: R19 1.7 / 1.9 Diesel, SEAT: Inca 1.6 / 1.9D, VOLKSWAGEN: Gol 1.6 Diesel / 1.9 Diesel, Golf 1.8, Logus 1.6 / 1.8, Pointer 1.6 / 1.8, Polo 1.9 Diesel, Quantum 1.8 AP / 2.0 AP, Santana 1.8 AP / 2.0 AP, Saveiro 1.6 Diesel / 1.9 Diesel

Prestolite Equivalente / Replace



UF-4.414

Tipo / Type: **M93/100, Sem Mola**



Equivalente / Replace: **K01190 (Delphi / Indiel / Lucas)**
Partida / Starter: M93, M100
Aplicação / Application: AGRALE, FORD, CHEVROLET, CUMMINS, VOLKSWAGEN, MERCEDES-BENZ, PEUGEOT, JOHN DEERE, MAXION

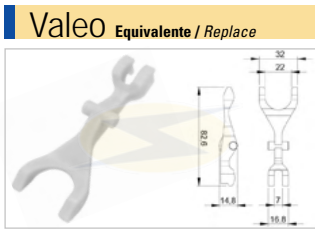


Valeo Equivalente / Replace
UF-4.418 Tipo / Type:
Equivalente / Replace: 556551, 594455
Partida / Starter: D7E56 12V, D7E56 12V, 2415.198 ED.T, 438179, VW: 021911023Q
Aplicação / Application: **FORD, CHEVROLET-GM:** Corsa, **VOLKSWAGEN:** Bora 1.6 (2002-2005), Fox 1.2 (2005-2010), Fox 1.4 (2005->), Lupo 1.6 GTI (2000-2005), New Beetle 1.4 (2001-2010), Polo 1.2 (2001->), Polo 1.4 (2001-2003), Polo 1.4 16V (2001->), Polo 1.4 FSi (2002->), Fox 1.0L 16V / 1.6L, Gol 1.0L / 1.6L, Golf 1.6L, Polo 1.0L 16V / 1.6L, Polo sedan 1.0L 16V / sedan 1.6L, Saveiro 1.0L / 1.6L, SpaceFox 1.0L / 1.6L, Voyage 1.0L / 1.6L, **AUDI:** A2 1.6 FSi (2002-2005), **SEAT:** Cordoba 1.2 (2002->), Cordoba 1.4 16V (2002->), Cordoba 1.6 (2003->), Ibiza 1.2 (2002->), Ibiza 1.4 16V (2004-2007), Ibiza 1.6 (2003->), **SKODA:** Fabia 1.2 (2001->), Fabia 1.2 Praktik (2003->), Fabia 1.4 16V (1999->), Fabia 1.4 Praktik (2004-2007), **RENAULT:** Sandero



Valeo Equivalente / Replace
UF-4.423 Tipo / Type:
Equivalente / Replace: 594255, 594259, 594422
Partida / Starter: 6011600, D6RA65 16S, D6RA85 18S, 432622, 432631, 432633, 432636, 436060, 436079, 436090, 438014, 455512, 455736, 726001, 726017, D6RA82, D6RA133, D6RA141, D6RA511, D6RA661, 455699, 455973, D6RA162, D6RA249, 436056, 455700, 458228, 726802, D6RA163, D6RA32, D6RA62, D6RA293.

Aplicação / Application: **CITROEN:** Berlingo 1.8i, BX 1.6 / 1.6i / 1.9 / 1.9i, Evasion 1.8i / 2.0i / 2.0i Turbo, Jumper 2.0 / 2.0i, Synergie 1.8i / 2.0i, Visa 1.6i, Xantia 1.6 / 1.6i / 1.8i / 1.8i 16V / 2.0i / 2.0i 16V / 2.0i Turbo, XM 2.0i / 2.0i Turbo, Xsara 1.8 / 1.8i 16V / 2.0 16V / 2.0i 16V, ZX 1.6i / 1.8 / 1.8i 16V / 1.9i / 2.0 16V / 2.0i / 2.0i 16V, FIAT: Ducato 2.0 / 2.0i, Ulysse 1.8i.e. / 2.0i.e. / 2.0i.e. Turbo, **PEUGEOT:** 205 1.6 / 1.6i / 1.8 / 1.9i, 305 1.6 / 1.9 / 1.9i, 306 1.8 / 1.8i / 1.8i 16V / 2.0 / 2.0i / 2.0i 16V, 309 1.6 / 1.6i / 1.9 / 1.9i, 405 1.6 / 1.6i / 1.8 / 1.9 / 1.9i / 1.9i 16V, 406 1.6 / 1.6i / 1.8 / 1.8i / 1.8i 16V / 2.0 16V / 2.0i Turbo, 605 2.0 / 2.0i / 2.0i 16V / 2.0i Turbo, 806 1.8i / 2.0i / 2.0i Turbo, Boxer 2.0 / 2.0i, Expert 1.8i, Partner 1.8i, **RENAULT:** Clio 1.2i / 1.4i / 1.8 / 1.8i, Espace 2.0i, Express 1.4i, Extra 1.4, Kangoo 1.4i, Laguna 1.8 / 1.8i / 2.0 / 2.0i, Master 2.2i, Mégane 1.4i / 1.6 / 1.6i / 1.9 dTi / 2.0, **CHERY:** Tiggo 2.0, **CHEVROLET-GM:** Astra 2.0 / 2.0 16V / 2.0 MPFI, Calibra 2.0 / 2.0i / 2.0i 16V, Corsa, Omega Suprema 2.0 / 2.2 / 3.0 Powertech, Vectra 2.0, Aveo 1.4 (2006->), Espero 1.5 16V (1995->), Kalos 1.4, Lacetti 1.4 / 1.6 / 1.8, Lanos 1.4 / 1.5 / 1.6, Nexia 1.5, Nubira 1.6 / 1.8 / 2.0, Rezzo 1.6 (2005->), Tacuma 1.8 (2000-2005), **VAUXHALL:** Agila 1.0, Astra 1.2 / 1.4 / 1.6 / 1.8, Astravan MK IV 1.6i (1998->), Belmont 1.6 (1988-1993), Cavalier 1.4 / 1.6, Combo 1.2 / 1.6, Corsa 1.0 / 1.2 / 1.4, Corsavan MK II 1.2 Dualfuel 16V (2001->), Nova 1.2 / 1.3 / 1.4 / 1.6, Novavan 1.2 (1990-1994), Tigra 1.4, Vectra 1.6, Zafira 1.6 / 1.8, **DAEWOO:** Espero 1.5 16V (1995->), Rezzo/Tacuma 1.8 (2000-2005), **OPEL:** Agila 1.0 / 1.2, Ascona C 1.6 (1986-1988), Astra 1.2 / 1.4 / 1.6 / 1.8, Combo 1.2 / 1.4, Corsa 1.0 / 1.2 / 1.3 / 1.4 / 1.6, Kadett 1.4 / 1.6, Meriva 1.4 / 1.6, Tigra 1.4 / 1.6, Vectra A 1.4 S (1988-1992), Vectra 1.6, Zafira 1.6



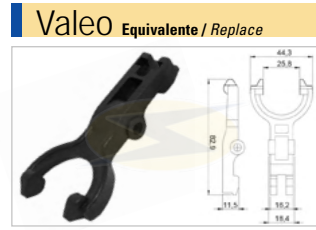
Valeo Equivalente / Replace
UF-4.426 Tipo / Type:
Equivalente / Replace: 585598, 594466, 595620
Partida / Starter: VALEO: 438151, 438166, 438170, 458166, 458185, 458210, D7G3, D7G4, D7G11B, TS22E9B, TS24E6, TS24E7, D7G11, TS18E33, TS18E331, TS24E3, TS24E30, VOLVO: 30659576

Aplicação / Application: **BMW:** 118d 16V, 120d 16V, 318d, 320d, 520d 16V, X3 2.0D, **CITROEN:** Berlingo 1.6 HDi / 1.6 HDi 16V, C1 1.4 HDi, C2 1.4 HDi, C3 1.4 HDi / 1.4 HDi 16V / 1.6 HDi 16V / 1.6 HDi 16V Picasso, C4 1.6i 16V / 1.6i Bioflex 16V / 1.6 HDi 16V / 1.6 HDi 16V Picasso, C5 1.6 HDi 16V / 2 HDi 16V, DS3 1.4 HDi / 1.6 HDi, DS4 1.6 HDi, Xsara Picasso 1.6 HDi 16V, **OPEL:** Movano 2.2 DTI 16V / 2.5 CDTI 16V / 2.5 DTI 16V, Astra H 1.3 CDTI (2005-2010), Astra J 1.3 CDTI (2010->), Corsa D 1.3 CDTI (2006->), **PEUGEOT:** 107 1.4 HDi, 206 1.4 HDi, 207 1.4 HDi / 1.6 HDi / HDi 16V, 208 1.4 HDi / 1.6 HDi, 307 1.6 HDi 16V, 308 1.6 HDi 16V, 407 1.6 HDi 16V, 508 1.6 HDi, 1007 1.4 HDi / 1.6 HDi 16V, 3008 1.6 HDi 16V, 5008 1.6 HDi 16V, Bipper 1.4 HDi, Partner 1.6 HDi 16V, **RENAULT:** Master II 2.2 dCi / 2.5 dCi, Master 2.5 / 2.8 2006 diesel eletrônico **TOYOTA:** Avensis 2.0 D (2009->), Verso 2.0 D-4D (2009->), Verso 2.2 D-CAT (2009->), Aygo 1.4D, **VAUXHALL:** Movano 2.2 DTI 16V / 2.5 CDTI 16V / 2.5 DTI 16V, **VOLKSWAGEN:** Polo VII 1.0i / 1.6i, **VOLVO:** S60 2.0 D2/D3/D5/T3/T4 (2015->), S60 2.0 D4 (2013-2015), S60 2.0 T5/T6 (2013->), S60 2.0 T6 (2013->), S80 2.0 D4/T5 (2013->), S80 2.0 Drive-E (2014->), S90 2.0 D3/D4 AWD (2016->), V40 2.0 D2/D3/T2/T3 (2015->), V40 2.0 D4 (2014->), V40 2.0 T4 AWD/T5 (2014->), V60 2.0 D2/D3/D5/T3/T4 (2015->), V60 2.0 D4 (2013-2015), V60 2.0 T5/T6 (2013->), V70 2.0 D2/T4 (2015->), V70 2.0 D4/T5 (2013->), V90 2.0 D3/D4/D5 AWD (2016->), XC40 2.0 D4 AWD (2017->), XC60 2.0 D3 (2015-2017), XC60 2.0 D4 (2013-2017), XC60 2.0 T5/T6 (2013->), XC70 2.0 D4/T5 (2013->), XC90 2.0 D4 (2015->), XC90 2.0 D5 AWD (2014->)



Valeo Equivalente / Replace
UF-4.419 Tipo / Type:
Equivalente / Replace: 233001105R, 186826, 594289
Partida / Starter: D7E- 34, 12V, D7E- 43, 12V27H4.116 FS, 05L5.068 WAL-F, 432685, 438081, 438093, 438110, 438126, 438128, 438129, 438180, 438182, 455722, 455950, 455962, 455974, 726003, 726053, BD7E17, D7E1, D7E11, D7E15, D7E16, D7E19, D7E23, D7E24, D7E33, D7E37

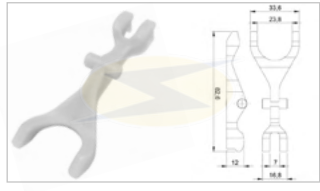
Aplicação / Application: **CHEVROLET-GM:** Celta 1.0 OHC / 1.4 OHC, Corsa 1.0 EFI OHC / 1.0 MPFI OHC / 1.0 MPFI VHC / 1.4 EFI OHC / 1.4 MPFI OHC / 1.6 EFI OHC / 1.6 MPFI OHC, **CITROEN:** Berlingo 1.1i / 1.4 / 1.4i / 1.6i 16V, C2 1.1i / 1.4i / 1.4i 16V / 1.6i 16V, C3 1.1i / 1.4i / 1.4i 16V / 1.4i GNV / 1.6i 16V, C4 1.6i 16V, Nemo 1.4i, Saxo 1.0i / 1.1i / 1.4i / 1.6i / 1.6i 16V, Xsara 1.4i / 1.6i / Picasso 1.6i, **FORD:** Courier 1.0 / 1.6 Zetec RoCam, EcoSport 1.0 Supercharger Zetec RoCam / 1.0 Zetec RoCam / 1.6 Zetec RoCam, Escort 1.6 Zetec RoCam, Fiesta 1.0 Supercharger Zetec RoCam / 1.0 Zetec RoCam, Ka 1.0 / 1.6 Zetec RoCam, **PEUGEOT:** 106 1.0i / 1.1 / 1.1i / 1.4 / 1.4i / 1.6i / 1.6i 16V, 206 1.0 16V / 1.1i / 1.4 / 1.4i / 1.4i 16V / 1.6i / 1.6i 16V / 1.6i / 1.6i 16V, 306 1.1i / 1.4 / 1.4i / 1.6i, 307 1.4i / 1.4i 16V / 1.6i / 1.6i 16V, Partner 1.1i / 1.4 / 1.4i / 1.6i 16V, **RENAULT:** Clio 1.0 / 1.0 16V / 1.0i / 1.0i 16V / 1.2i / 1.2i 16V / 1.4i 16V / 1.6 / 1.6 16V / 1.6i / 1.6i 16V, Kangoo 1.0 / 1.0 16V / 1.6 / 1.6 16V, Logan 1.2 16V / 1.4 MPi / 1.6 MPi / 1.6i / 1.6i 16V, Mégane 1.4i / 1.4i 16V / 1.6 / 1.6 16V / 1.6i 16V, Modus 1.2i 16V / 1.5 dCi, R9 1.6 / 1.7, R11 1.6, R12 1.6, R19 1.6 / 1.8, Sandero 1.4 MPi, Scénic 1.6 / 1.6 16V / 1.6i 16V, Thalia 1.2i 16V / 1.4i / 1.4i 16V / 1.6i 16V, Twingo 1.0 / 1.2 / 1.2i / 1.2i 16V, **VOLKSWAGEN, FIAT:** Stilo e Palio 1.8



Valeo Equivalente / Replace
UF-4.430 Tipo / Type: D7R
Equivalente / Replace: 594262, 594281, 594390, 594369, 594473
Partida / Starter: 0041518901, 004151890180, 0041519201, 004151920180, 0041519701, 004151970180, 0051511301, 005151130180, 005151130187, 102013, 188839, 432582, 432613 / 30 / 37 / 44 / 66 / 68 / 72 / 74 / 84, 433323, 436044 / 51, 438012 / 13 / 19 / 25 / 30 / 53 / 65

/ 68 / 69 / 75 / 76 / 77 / 85 / 88 / 90 / 95 / 96, 438148 / 58 / 62 / 65 / 69 / 86 / 93, 438200 / 01 / 05 / 06, 439638, 455513 / 14 / 48 / 50, 455672 / 87 / 91 / 95 / 98, 455719 / 20 / 27 / 35 / 41 / 45 / 49, 455873 / 95 / 99, 455927 / 28 / 29 / 30 / 43 / 54 / 57 / 59 / 71 / 72, 458041, 458118 / 72 / 78 / 80 / 92, 458249 / 89 / 90, D7R1 / 2 / 3 / 4 / 5 / 7 / 8 / 9 / 11 / 12 / 13 / 14 / 15 / 16 / 18 / 19 / 20 / 22 / 23 / 24 / 25 / 26 / 27 / 28 / 33 / 34 / 35 / 40 / 41 / 42 / 43 / 44 / 46 / 47 / 48 / 49 / 53 / 56 / 57 / 61 / 64 / 70 / 71 / 127 / 151 / 281, D7RP204, D7RS29 / 30 / 31 / 129 / 130 / 131 / 291 / 301, D8R1 / 27 / 28 / 29 / 49, D8R49B, TM000A34101, TM000A36101, **RENAULT:** 8200634602
Aplicação / Application: **HYUNDAI:** HR, H100, **ALFA ROMEO:** AR8 2.4 D, **AUDI:** A2, A3, S3, **CITROEN:** AX 1.4 / 1.5, Berlingo 1.4 / 1.6 / 1.8 / 1.9 / 2.0, C4 2.0 / Picasso 1.6 / 2.0, C5 2.0 / 2.2, C6 2.2, C8 2.0 / 2.2, C15 1.1 / 1.3, C-Crosser 2.2, DS4 2.0, DS5 2.0, Evasion 1.8 / 1.9 / 2.0 / 2.1, Jumper 1.9 / 2.0 / 2.5, Jumpy 1.6 / 1.9 / 2.0, Saxo 1.5, Xantia 1.9 / 2.0 / 2.1, XM 2.1 / 2.5, Xsara 1.5 / 1.8 / 1.9 / 2.0 / Picasso 2.0, ZX 1.4 / 1.5 / 1.8 / 1.9, **FIAT:** Ducato 1.9 / 2.0 / 2.3 / 2.5 / 2.8, Scudo 1.9 / 2.0, Ulysse 1.9 / 2.0 / 2.1, **FORD:** Fiesta 1.9, Focus 1.8, Galaxy 1.9 / 2.3 / 2.8, Transit 2.5, **IVECO:** Daily 2.4 / 2.5 / 2.8, **KIA:** Bongo K2500 2.5 Tci, **MERCEDES-BENZ:** Sprinter 208 / 209 / 210 / 211 / 213 / 215 / 216 / 308 / 309 / 311 / 312 / 313 / 315 / 316 / 408 / 410 / 411 / 412 / 416 / 509 / 511 / 515 / 616, 190 2.0 / 2.5, Classe C 200 2.0 / 2.1 / 2.2, C 220 2.1, C 250 2.5, C 270 2.7, CLC 200 2.1, CLC 220 2.1, CLK 220 2.2, CLK 270 2.7, E 250 2.5, E 270 2.7, E 280 3.2, E 300 2.0 / 3.0, E 320 3.2, G 270 2.7, G 300 3.0, S 300 3.0, S 320 3.2, S 350 3.5, V 200 2.2, V 230 2.3, W124 200 2.0, W124 250 2.5, W124 300 3.0, W140 300 3.5, Viano 2.0 / 2.2 / 3.7i, Vito 108 2.2, Vito 110 2.2, Vito 112 2.2 / 2.3 / 3.7, **MITSUBISHI:** L200, Katana, Carisma 1.9 TD, **PEUGEOT:** 106 1.4 / 1.5, 206 1.9 / 2.0, 306 1.8 / 1.9 / 1.9i / 2.0, 307 2.0, 308 2.0, 405 1.7 / 1.7i / 1.9 / 1.9i, 406 1.9 / 2.0 / 2.1, 407 2.0 / 2.2, 508 2.0 / 2.2, 605 2.1 / 2.1 / 2.5, 607 2.0 / 2.2, 806 1.9 / 2.0 / 2.0 / 2.1, 807 2.0 / 2.2, 3008 2.0, 4007 2.2, 5008 2.0, Boxer 1.9 / 2.0, Expert 1.8 / 1.9 / 2.0, **SEAT:** Alhambra 1.9, Arosa 1.4, Cordoba 1.9, Ibiza 1.9, Inca 1.7 / 1.9, Leon 1.9, Toledo 1.9, **SKODA:** Fabia 1.4 / 1.9, Octavia 1.9, **SSANGYOUNG:** Musso 2.3, **SUZUKI:** Grand Vitara 1.9, Vitara 1.9 TD, **VOLKSWAGEN:** Beetle 1.9 TDi, Bora 1.9 SDi / 1.9 TDi / TDi 4Motion / 2.3i V5 20V / 2.3i V5 20V 4Motion, Golf 1.5 D / 1.6 D / 1.6 TD / II 1.6 D / II 1.6 TD / II 1.9 TDi / III 1.9 D / III 1.9 TD / III 1.9 TDi / III 2.8 VR6 / III 2.9i VR6 / IV 1.9 SDi / IV 1.9 TDi / IV 1.9 TDi 4Motion / IV 2.3i VR5 20V / IV 2.3i VR5 20V 4Motion, Jetta 1.6 D / 1.6 TD / II 1.6 D / II 1.6 TD, Passat III 1.9 D / III 1.9 TD / III 2.8i V6 / III 2.8i VR6 / IV 1.9 TDi / IV 2.8i VR6 / IV 2.9i VR6 / V 2.3i VR5 20V / V 2.3i VR5 20V 4Motion, Polo V 1.9 SDi / V 1.9 TDi / VI 1.9 SDi / VI 1.9 TDi / VII 1.9 TDi, Transporter 1.9 D / 1.9 TD / 2.0 / 2.4 D / 2.5 / 2.5 TDi / 2.5i / 2.8i V6 24V / 2.8i VR6, **VOLVO:** 340 1.6 D, 360 1.6 D, S40 1.9 TD / 1.9 TDCi / 1.9 TDi, V40 1.9 TD / 1.9 TDi, **NISSAN:** Interstar 2.2 / 2.4 / 2.5, Primastar 2.4 / 2.5, **OPEL:** Movano 2.2 / 2.5, Vivaro 2.5, **RENAULT:** Avantime 2.2 dCi (2002-2003), Espace 2.2, Laguna 2.2, Master 2.2 / 2.5, Safrane 2.2 dT (1996-2000), Trafic 2.5 dCi (2007->), Trafic 2.5, Vel Satis 2.2 dCi (2002-2009), **VAUXHALL:** Movano MK I 2.2 / 2.5, Movano MK I 2.5 DTi (2000-2010), Vivaro 2.0 / 2.5

Valeo Equivalente / Replace



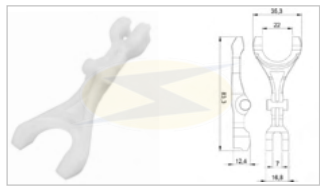
UF - 4.438 Tipo / Type:

Equivalente / Replace: 595633, 595719

Partida / Starter: **VALEO:** TS12 ER15, TS12 ER15M, 438243, 438273, 458411, 458431, TS22ER12, TS22ER13, **VOLKSWAGEN:** 2H0911023C, 2H0911023G, 2H0911023A, 2H0911023F, 2H0911023AX, 2H0911023

Aplicação / Application: **VOLKSWAGEN:** Amarok 2.0 Tdi 122 Cv, Amarok 2.0 Bi Turbo TDI 180 Cv, Crafter 2.0 BitDi

Valeo Equivalente / Replace




UF - 4.455 Tipo / Type:

Equivalente / Replace:

Partida / Starter: TS22E20, 55564374

Aplicação / Application: **CHEVROLET-GM:** S10 2.8 Diesel (2011-2014), TrailBlazer (2013)

Valeo Equivalente / Replace



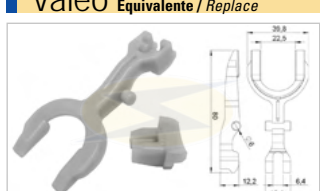
UF - 4.464 Tipo / Type:

Equivalente / Replace:

Partida / Starter: **FORD:** JL3T-11000-CB, JL3Z-11002-B, JL3Z-11002-D, JL3Z-11002-E, **MOTOR-CRAFT:** SA-1085

Aplicação / Application: **FORD:** F-150 V6 3.3L 3343CC 204CID (2018-2019)

Valeo Equivalente / Replace



UF - 4.469 Tipo / Type:

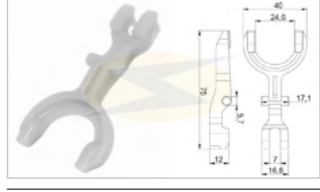
Equivalente / Replace: 594667

Partida / Starter: **VALEO:** D6GS14, D6GS14M, **VW:** 02M 911 023 M, **BOSCH:** F 042 200 076

Aplicação / Application: **AUDI:** A3 1.6 (2003-2012) / 1.6 Sportback (2004-2013) / 2.0 FSi (2003-2008) / 2.0 FSi Sportback (2004-2008) / 2.0 TFSi (2004-2012) / 2.0 TFSi Quattro (2004-2012) / 2.0 TFSi Quattro Sportback (2004-2013) / 2.0 TFSi Sportback (2004-

2013), S3 2.0 Quattro (2006-2012), TT 2.0 TFSi (2006-2010) / 2.0 TTS Quattro (2008-2014), **SEAT:** Altea 2.0 FSi (2004-2009) / 2.0 TFSi (2006-2009) / XL 2.0 FSi (2006-2009), Leon 2.0 FSi / TFSi (2005-2010), Toledo 1.6 / 2.0 FSi (2004-2009), **SKODA:** Octavia 1.6 (2004-2013) / 1.6 FSi (2004-2008) / 1.9 TDi / 1.9 TDi 4x4 (2004-2010) / 2.0 FSi / 2.0 FSi 4x4 (2004-2008) / 2.0 RS (2005-2013) / 2.0 TDi (2005-2010), **VW:** Eos 2.0 TFSi (2006-2015), Golf Plus 1.4 16V (2005-2006) / 1.6 (2005-2013) / 1.6 FSi (2004-2008) / 2.0 FSi (2005-2008), Golf V 1.6 (2004-2009) / 1.6 FSi (2003-2008) / 1.9 TDi (2003-2008) / 2.0 (2007-2009) / 2.0 FSi (2004-2008) / 2.0 GTi (2004-2009), Jetta 1.6 / 1.6 FSi / 2.0 FSi / 2.0 TFSi (2005-2010), Passat 1.6 FSi (2005-2008) / 2.0 FSi (2005-2010), Polo 1.6 16V (2006-2009), Tiguan 1.4 / 2.0 TSi 4-Motion (2007), Touran 1.6 / 2.0 FSi (2003-2007), Crossfox, Spacefox 1.6 Flex, Fox 1.0 / 1.6, Gol G5 1.0 / 1.6 Flex, Golf 1.6 Flex, Polo 1.6 Flex, Saveiro G5 1.6 Flex, Voyage 1.0 / 1.6 Flex

Valeo Equivalente / Replace



UF - 4.475 Tipo / Type:

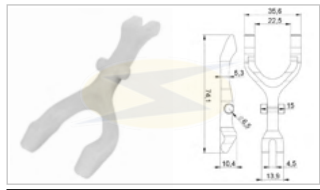
Equivalente / Replace:

Partida / Starter: **VALEO:** TSC10R7, TSC10R6, VA495107, **VW:** 02M911021J, 02T911021E

Aplicação / Application: **VW:** Gol 1.6, Fox 1.0/1.6, Cross Fox, Space Fox, Saveiro, Virtus, Nivus, Golf, Jetta, Load Up, Multivan, New Beetle, Polo, Touran, Transporter, Cross Up, Up, **AUDI:** Q3 1.4 TFSi (2016->), A3 2.0 Quattro (2016->), A3

Limousine 2.0 Quattro (2016->), A3 Sportback 2.0 Quattro (2016->), A4, **SEAT:** Mii 1.0 (2011->), Leon 2.0 Cupra (2015->), Leon ST 2.0 Cupra (2015->), Leon 1.2 TSi (2014->), **SKODA:** Citigo 1.0 (2011->), Octavia 1.6 (2014->).

Valeo Equivalente / Replace



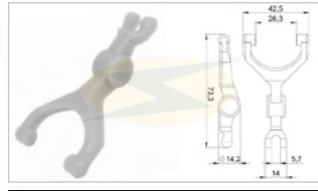
UF - 4.476 Tipo / Type:

Equivalente / Replace:

Partida / Starter: TSL12-10

Aplicação / Application: **RENAULT:** Duster, Oroch, **FORD:** Ka.

Valeo Equivalente / Replace



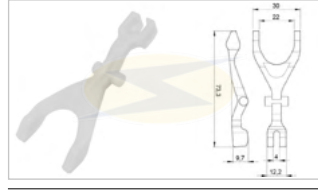
UF - 4.439 Tipo / Type:

Equivalente / Replace:

Partida / Starter: 36100 4A200, 1202355, 1206997, **GM:** 24585283

Aplicação / Application: **KIA:** Bongo K2500 TCI, **HYUNDAI:** H-1 2.5 CRDi, Porter Pickup 2.5 CRDi, HR100, **CHEVROLET-GM:** Blazer (2015->), S10 (2015->)

Valeo Equivalente / Replace



UF - 4.457 Tipo / Type:

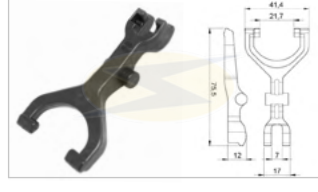
Equivalente / Replace:

Partida / Starter: **VALEO:** TS12E10, TS14 E42, 458405, D6G3, **AUDI:** 079-911-022, -022X

Aplicação / Application: **FORD:** New Fiesta 1.4/1.6, Ecosport, Focus 1.4/1.6, **AUDI:** A4 2.0 / 3.0 / 3.2 / 4.2, A5 3.0 / 3.2 / 4.2, A6 2.8 / 3.0 / 4.0, A7 2.8 / 3.0 / 4.0, A8 3.0 / 4.0 / 4.2, Q5 3.0 / 3.2, Q7 3.0 TFSi (2010->), SQ5 3.2 V6 (2014-2017), S4 3.0 V6

(2013-2016), S5 3.0 V6 (2010-2016), S5 4.2 Quattro (2007->), **BENTLEY:** Continental 4.0 AWD (2011->), **PORSCHE:** Cayenne 3.0 D (2010->), **VW:** Toureg, **FIAT:** Linea 1.3 Multijet (2007->), Panda 1.3 JTD (2004->), **LANCIA:** Musa 1.3 Multijet (2006->), **OPEL:** Agila 1.3, Combo 1.3, Corsa 1.2 / 1.3, Meriva 1.3, Tigra 1.3, **SUZUKI:** Ignis 1.3 DDIS (2003->), Splash 1.3 CDTi (2008->), Swift 1.3 DDIS (2005), Wagon R+ 1.25 DDIS (2003->), **PEUGEOT:** 307, 206, 207 1.6.

Valeo Equivalente / Replace



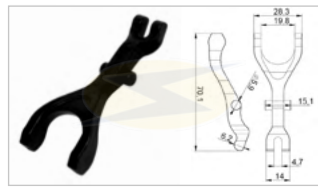
UF - 4.465 Tipo / Type:

Equivalente / Replace:

Partida / Starter: FS14B2

Aplicação / Application: **FORD:** Ecosport 2.0 16V (2012-2017)

Valeo Equivalente / Replace




UF - 4.474 Tipo / Type:

Equivalente / Replace:

Partida / Starter: TSC 10B1, TSC10-10

Aplicação / Application: **FORD:** Fiesta (2014->), Ka (2014->), Ecosport (2014->), **CITROEN:** C3 (2010->), C4 (2010->), **PEUGEOT:** 207 (2010->), 208(2010->)

Valeo Equivalente / Replace



UF - 4.481 Tipo / Type:

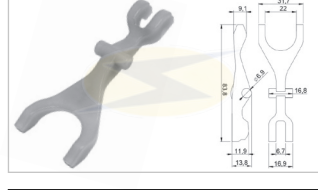
Equivalente / Replace:

Partida / Starter: FS10B4, FS10B1,

Aplicação / Application: **RENAULT:** Clio 1.2 (1996-1998), Clio 1.2 16V (2001-2007), Clio 1.4 16V (2005->), Clio Grandtour 1.2 16V (2008->), Grand Modus 1.2 (2004->), Grand Modus 1.5 dCi (2004->), Kangoo 1.2 (1997->), Kangoo 1.2 16V (2001->), Kangoo 1.2 16V Express (2001->), Kangoo

1.2 Express (1997->), Kangoo 1.2 Express (1997->), Modus 1.2 (2004->), Modus 1.5 dCi (2004->), Thalia 1.2 16V (2002->), Twingo 1.2 (1996-2007), Twingo 1.2 Turbo (2007->), Clio 1.0 (1996-2016), Kangoo 1.0 (2000-2007), Logan 1.0 (2007-2015), Sandero 1.0 (2007-2015), **FORD:** Courier 1.4 (1997-2013), Courier 1.6 (1999-2013), Ecosport 2.0 (2012-2017), Ecosport 1.0 ZETEC (2003-2012), Ecosport 1.6 ZETEC (2003-2012), Ecosport 1.6 SIGMA (2012-2017), Escort 1.6 (2000-2003), Fiesta 1.0 ZETEC (1999-2015), Fiesta 1.6 ZETEC (1999-2015), Fiesta 1.6 SIGMA (2012->), Focus 1.6 (2003-2011), Ka 1.0 ZETEC (2000-2012), Ka 1.6 ZETEC (2000-2012), Ka 1.5 SIGMA (2014->)

Valeo Equivalente / Replace



UF - 4.483 Tipo / Type:

Equivalente / Replace:

Partida / Starter: TS18E44, 458720, RSW 22A12, **FOMOCO:** CV2T-11000-EB, 1838056

Aplicação / Application: **FORD:** Focus 1.0 3Cil (2012->), Fiesta VI 1.0 3Cil (2013-2014), Fiesta VII 3Cil (2017->), **BMW:** 320 2.0 i (2018-2022).

Valeo Equivalente / Replace

UF-4.484 Tipo / Type: _____
Equivalente / Replace: **HYUNDAI / KIA:**
 36131-02550, 36131-03100, 36131-2B100
Partida / Starter: **HYUNDAI / KIA:** 3610002550,
 3610003100, 3610003101, 361002B020, 361002B100,
 3610022860, 361002B020, 361002B102, **VALEO:**
 TM000A27601, TM000A37001, TM000A27301,
 TM000A37201, TM000A37301, 1195244, 1201942,

1201952, 1250303, **MITSUBISHI:** M000T45171, M0T45171
Aplicação / Application: **HYUNDAI:** Accent 1.3 (2000-2005), Accent 1.4 (2010->), Accent 1.4 GL (2005-2010), Accent 1.5 (2000-2005), Accent 1.5 CRDi GLS (2005-2010), Accent 1.6 (2002-2010), Accent 1.6 GLS (2005-2010), Amica 1.0 i (1998-2002), Amica 1.1 (2004->), Atos 1.0 i (1998-2003), Atos 1.1 (2003-2008), Atos Prime 1.0 i (1999->), Atos Prime 1.1 (2005->), Atoz 1.0 i (1998-2002), Atoz 1.1 (2004->), Elantra 1.6 (2006-2011), Elantra 1.6i (2006-2011), Getz 1.1 (2002-2009), Getz 1.3 (2003-2005), Getz 1.3 i (2002-2004), Getz 1.4 i (2005-2010), Getz 1.6 (2002-2006), Getz Prime 1.1 (2002-2009), Grand i10 1.2 (2013->), HB20 1.0 / 1.3 (2016-2018), i10 1.1 (2008->), i10 1.2 (2008-2015), i20 1.2 Coupe (2015->), i20 1.2 LPG Elite (2019->), i20 1.2 MPI (2015->), i20 1.4 (2008->), i30 1.4 (2008->), i30 1.6 (2007-2012), i30 1.6 GDi (2011->), i30 CW 1.4 (2007-2012), i30 CW 1.6 (2008-2008), i40 1.6 GDi (2012->), i40 CW 1.6 GDi (2011->), ix20 1.4 (2010->), ix20 1.6 (2010-2012), Matrix 1.6 (2001-2010), Santro 1.0 i (1998-2002), Santro 1.1 (2004->), TB 1.1 (2002-2009), Veloster 1.6 GDi (2011->), Veloster 1.6 T-GDi (2011->), **KIA:** Carens 1.6 (2013->), Cee'd 1.4 CVVT (2012->), Cee'd 1.6 CVVT (2012->), Cee'd 1.6 GDi (2012->), Cerato 1.6 (2004->), Cerato 1.6 (2004-2009), Cerato 1.6 CVVT (2009->), Cerato 1.6 GDi (2012->), Cerato 1.6 T-GDi (2013->), Cerato Saloon 1.6 (2004->), Picanto 1.0 (2004->), Picanto 1.0 Bi-Fuel (2011->), Picanto 1.0 LPG (2013->), Picanto 1.1 (2004->), Picanto 1.2 (2011-2013), Pro Cee'd 1.4 CVVT (2010->), Rio 1.2 (2011-2017), Rio 1.2 CVVT (2011-2017), Rio 1.2 LPG (2011->), Rio 1.25 CVVT (2011-2017), Rio 1.25 LPG (2011->), Rio 1.4 16V (2005->), Rio 1.4 CVVT (2011->), Rio 1.6 (2012->), Soul 1.6 GDi (2011->), Soul 1.6i (2009->), Sportage 1.6 GDi (2011->), Venga 1.4 16V (2010->), Venga 1.6 16V (2010->), **DACIA:** Logan, Sandero, **RENAULT:** Kangoo 1.6 (2008->), Kangoo 1.6 Express (2008->)

Valeo Equivalente / Replace

UF-4.487 Tipo / Type: _____
Equivalente / Replace: _____
Partida / Starter: **VALEO:** RSW22R-15
Aplicação / Application: **VOLKSWAGEN:** Amarok 3.0 V6 (2018->)

Valeo Equivalente / Replace

UF-4.494 Tipo / Type: _____
Equivalente / Replace: _____
Partida / Starter: **VALEO:** 1195912, 1250313
Aplicação / Application: **HYUNDAI:** Santa Fe 2.7 V6 (2006-2009), **KIA:** Optima 2.7 (2006-2010), Rondo 2.7 (2007-2012), Grand Carnival 2.7 V6 (2006->), Carnival 2.7 V6 (2006->), Magentis 2.7 V6 (2005->)

Bosch Equivalente / Replace

R-4.411 Tipo / Type: **DA, DW, DM**
Equivalente / Replace: _____
Partida / Starter: F 000 AL0 401, 9000081003, 0 001 115 079, 0 001 107 007, 0 001 107 015, 0 001 107 016, 0 001 107 018, 0 001 107 019, 0 001 107 020, 0 001 107 021, 0 001 107 022, 0 001 107 043, 0 001 107 045, 0 001 107 054, 0 001 107 059, 0 001 107 063, 0 001 107 066, 0 001 107 068, 0 001 107 075, 0 001 108 048, 0 001 108 080, 0 001 108 085, 0 001 108 094, 0 001 108 176, 0 001 108 213, 0 001 109 018, 0 001 109 405, 0 001 110 017, 0 001 112 025, 0 001 112 041, 0 001 113 009, 0 001 113 010, 0 001 121 007, 0 001 121 008, 0 001 121 009, 0 001 121 017, 6 004 AA0 020, 9 000 081 001, 9 000 081 004, 9 000 081 005, 9 000 081 006, 9 000 081 007, 9 000 081 008, 9 000 081 009, 9 000 081 010, F 000 AL0 100, F 000 AL0 101, F 000 AL0 102, F 000 AL0 103, F 000 AL0 104, F 000 AL0 300, F 000 AL0 301, F 000 AL0 302, F 000 AL0 304, F 000 AL0 305, F 000 AL0 306, F 000 AL0 309, F 000 AL0 310, F 000 AL0 313, F 010 AL0 301, 0 001 108 115, 0 001 147 408, 0 001 147 409

Aplicação / Application: **VOLKSWAGEN:** Gol, Parati Geração 2 e 3 com motores 1.0 Mi; 16V e Turbo à partir de Setembro/2001, PARTIDAS DW E DM; Beetle 2.0, Bora 1.6 / 2.0 / 2.0 TotalFlex, Gol 1.8 / 2.0 GTi / II 1.8 Mi / II 1.8i / II 2.0 Mi / II 2.0 Mi 16V / II 2.0i / III 1.6 Mi / III 1.8 Mi / III 2.0 Mi, Golf 1.8 / II 1.8 / III 1.8 / III 2.0 Syncro / IV 1.4 / IV 1.8 / IV 1.8 4Motion / IV 1.8 GTi Turbo / IV 2.0 / IV 2.0i, Logus 1.6 / 1.6i / 1.8 / 1.8i / 2.0 / 2.0 Mi, Parati 1.6 / 1.8 / II 1.8 Mi / II 1.8i / II 2.0 Mi / II 2.0i / II 2.0i 16V / III 1.8 Mi / III 2.0 Mi, Passat 1.8 / 1.8 Turbo / 2.0, Pointer 1.8 / 1.8i / 2.0 / 2.0 Mi, Polo Classic 1.8 Mi, Quantum 1.8 Mi / 1.8i / 2.0 Mi / 2.0i, Santana 1.8 Mi / 1.8i / 2.0 Mi / 2.0i, Saveiro 1.8 / II 1.6 Mi / II 1.8 Mi / II 2.0 Mi / III 1.6 Mi / III 1.8 Mi / III 2.0 Mi, Voyage 1.8, ALFA ROMEO: Alfa 164 2.0 / 2.0 V6 Turbo / 3.0 V6 12V / 3.0 V6 24V / 3.0i.e., Spider 3.0 V6 12V, **AUDI:** 80 1.8 Quattro / 2.0, A3 1.6 / 1.8 / 1.8T / 3.2, A4 1.8 / 1.8T, A6 2.0, TT Coupé 1.8, **CHEVROLET GM:** Astra 1.8 MPFi / 1.8i / 2.0 MPFi / 2.0i / 2.0i 16V / Sedan 1.8 MPFi / Sedan 1.8i / Sedan 2.0 MPFi / Sedan 2.0i / Sedan 2.0i 16V, Blazer 2.2 EFi, C20 4.1 MPFi / 4.1 Powertech, Ipanema 2.0 MPFi, Kadett 2.0 MPFi, Omega 2.0 MPFi / 2.0i / 2.2 MPFi / 2.2i / 3.0 MPFi / 3.0i / 4.1i / Suprema 2.0 MPFi / Suprema 2.0i / Suprema 2.2 MPFi / Suprema 2.2i / Suprema 3.0 MPFi / Suprema 3.0i / Suprema 4.1i, S10 EFi / MPFi, Silverado 4.1 Powertech, Vectra 2.0 / 2.0 16V / 2.0 GSi 16V / 2.2 MPFi, Zafira 2.0 MPFi / 2.0i SFi 16V, **CITROEN:** Berlingo 1.8i, Evasion 2.0i, Evasion 2.0i Turbo, Jumper 2.0i, Xantia 1.6i / 1.8i / 1.8i 16V / 2.0i / 2.0i 16V / 2.0i Turbo, XM 2.0i 16V / 2.0i 16V Turbo, Xsara 1.8i / 1.8i 16V / 2.0i 16V / Picasso 2.0 16V, ZX 1.8i, **FIAT:** Brava 1.6 MPI 16V / 1.8 MPI 16V, Ducato 2.0 / 2.0i.e., Linea 1.8 16V Flex / 1.9 16V Flex, Marea 1.6 MPI 16V / 1.8 MPI 16V / 2.0 20V / 2.0 MPI 20V / 2.0 MPI 20V Turbo / 2.0i 20V SW / 2.4 MPI 20V / Weekend 1.6 MPI 16V / Weekend 1.8 MPI 16V / Weekend 2.0 MPI 20V / Weekend 2.0 MPI 20V Turbo / Weekend 2.4 MPI 20V, Palio 1.6 16V / Adventure 1.6 MPI 16V / Weekend 1.6 16V / Weekend 1.6 MPI 16V, Siena 1.6 MPI 16V, Strada 1.6 MPI 16V / 1.7 TDS, Tempra 2.0 8V / 2.0 MPI 16V / 2.0 SPI 8V / 2.0i.e. SW / Turbo 2.0 MPI 8V, Tipo 1.8i.e. / 2.0i.e. / 2.0i.e. 16V, Ulysse 1.8i.e. / 2.0i.e. / 2.0i.e. Turbo, **FORD:** Escort 1.6i / 1.8i / 1.8i Zetec / 2.0i, Mondeo 2.0i, Royale 1.8i / 2.0 / 2.0i, Verona 1.8i / 2.0i, Versailles 1.8i / 2.0 / 2.0i, **MERCEDES-BENZ:** Classe A 190, SLK 200 1.8 (2011->), SLK 250 1.8 (2011->), C 180 1.8 CGI (2007->), C 200 1.8 CGI (2011->), C 200 2.0 CGI (2007->), C 250 1.8 CGI (2009->), E 200 1.8 CGI (2009-2010), E 200 1.8 NGT (2011->), E 250 1.8 CGI (2009->), **OPEL:** Astra 2.0i, Calibra 2.0i 16V / 2.0i Turbo, Omega 1.8i / 2.0i / 2.4i / 2.6i / 3.0i / 3.6i, Vectra 2.0i 16V, **PEUGEOT:** 205 1.9i, 306 1.8i / 1.8i 16V / 1.9D / 2.0i / 2.0i 16V, 405 1.6i / 1.8i / 1.9D / 2.0i, 605 2.0i 16V, 806 2.0i / 2.0i Turbo, Partner 1.8i, **SEAT:** Alhambra 1.8 Turbo / 2.0 CityGolf 1.6, Cordoba 1.6 / 1.8 / 1.8 16V / 2.0, Ibiza 1.8, Inca 1.6i EFi, Vario 1.6, **TOYOTA:** Corolla 1.6i 16V / Hatchback 1.6i 16V / Sedan 1.6i 16V / 1.8i 16V.

Aplicação / Application: **UF-4.411**

Bosch Equivalente / Replace

R-4.415 Tipo / Type: **DW, DM**
Equivalente / Replace: 1 001 933 000, 1 001 933 101, 1 001 933 059
Partida / Starter: 0 001 218 159, 0 001 218 168, 0 001 218 174, 6 033 AB1 J00, 9 000 331 419, 9 000 331 432, 9 000 331 433
Aplicação / Application: **CHEVROLET - GM, NISSAN, TROLLER, FIAT:** Ducato 2.5 D / 2.5 TD, **FORD:** F250, **IVE-**

CO: Daily 10 / 35-12, **LAND ROVER:** Defender 2.5 Turbo Diesel, Discovery 2.5 TDi, Range Rover 2.5 TDi, **MARCOPOLO:** Volare, **MERCEDES-BENZ:** Sprinter 310 D / 312 D / 412 D, **PEUGEOT:** Boxer 2.8 Diesel
Aplicação / Application: **UF-4.415**

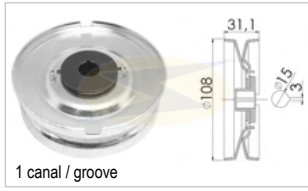
Bosch Equivalente / Replace

R-4.416 Tipo / Type: **EV**
Equivalente / Replace: _____
Partida / Starter: 0 001 223 505, 0 001 223 003, 0 001 223 010, 0 001 231 003, F 002 G20 904, F 042 002 135, BC45-11001-BA, 0 001 230 007, 0 001 230 011, 0 001 230 023, 0 001 230 030, 0 001 231 002, 0 001 231 033, 0 001 223 504, 0 001 241 001, 0 001 260 026, 0 001 261 002, 0 001 261 026, 0 001 262 006, 0 001 262 034, 0 001 263 047

Aplicação / Application: **CASE (máquinas):** Trator JX90, **FORD (caminhões):** Cargo 1317 / 1517 / 1717 / 1722 / 2422 / 2428 / 2622 / 2623 / 2629 / 816 / 1119 / 1319 / 1519 / 1719 / 1729 / 1723 / 2423 / 2429 / 2623 / 2629 / 1317 / 1517 / 1717 / 1722 / 2422 / 2626 / 2628 / 2622 / 2626, **MOTOR CUMMINS ELETRÔNICO 24V MOTOR ISC 4.5L E 6.7L (→2010),** F4000, F12000, F14000, F16000, **FORD (carros):** F250, F350, **IVECO (caminhões):** Daily 35 C9 / C11 / C13 / S9 / S11 / S13, **MASSEY FERGUSON (máquinas):** Colheiteadeira MF9690ATR, **MERCEDES-BENZ (caminhões):** 712 C, 814 LO, 914 C, 914 LO, 915 E, 1117, 1215 C, 1218 L, 1317, 1418 L, 1520, 1618 L, 1618 M, 1622 L, 1718 M, 1728, 2423, 2428, Accelo 915 C, Atego 1315 / 1418 / 1518 / 1718 / 1725 / 2425, Axor 1933 / 2533, Unimog U500 / U2150, **MERCEDES-BENZ (ônibus):** O500 M / R / U, O530 (Citaro), O915 L, OF1417, OF1418, OF1722, OH1418, **NEW HOLLAND (máquinas):** Trator TL70 / TL80 / TL90 / TL100, **SCANIA (caminhões):** G380, G420, P230, P270, P310, P340, P380, P420, P470, R230, R270, R310, R340, R380, R420, R470, R480, T340, T380, T420, T470, **SCANIA (ônibus):** K270, K310, K340, K380, K420, L94, **FIAT:** Ducato
Aplicação / Application: **UF-4.416**

Bosch Equivalente / Replace

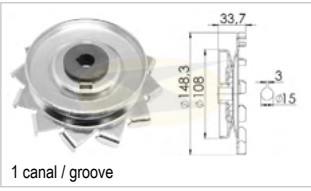
UF-3301 Equivalente / Replace: 4 090 031 095



Dinamo / Dynamo: WAPSA
Aplicação / Application: VOLKSWAGEN:
Sedan, Brasília e Kombi
Para a aplicação desta polia, é indispensável a utilização de aruelas de aperto UF-5.505 (p. 155) / for the application of this pulley it is essential to use adjust washers UF-5.505 (p. 155)

Bosch Equivalente / Replace

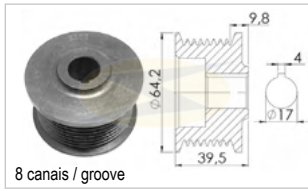
UF-3302 Equivalente / Replace: 4 090 031 096



Dinamo / Dynamo: WAPSA
Aplicação / Application: VOLKSWAGEN:
Sedan, Brasília e Kombi
Para a aplicação desta polia, é indispensável a utilização de aruelas de aperto UF-5.505 (p. 155) / for the application of this pulley it is essential to use adjust washers UF-5.505 (p. 155)

Bosch Equivalente / Replace

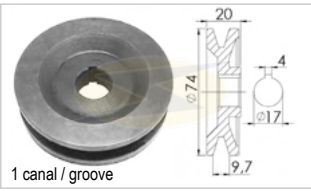
UF-3303 Equivalente / Replace: 404 053, 404 059, 9 121 450 566, 9 121 450 940



Alternador / Alternator: WAPSA: 9 121 450 014
Aplicação / Application: VOLKSWAGEN: Caminhões 13210 / 15210 / 22210 - C/ Motor / W/ Engine Cummins, Série C Exportação, Caminhões 16170 / 14170 / 16210 - C/ Cummins / W/ Engine Série C, 14210 / 22210 C/ Cummins Série C.

Bosch Equivalente / Replace

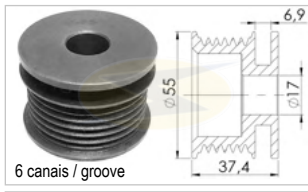
UF-3304 Equivalente / Replace: 465 145



Alternador / Alternator: WAPSA: 9 120 080 114
Aplicação / Application: VOLVO: Caminhões E Ônibus, N10 258 / 270 / 275 / 290 / 300, N12 330 / 385, NL10 280 / 300 / 310 / 340, NL12 360 / 380 / 400 / 410, B7 R, B10 M, B12, B58 E

Bosch Equivalente / Replace

UF-3305 Equivalente / Replace: 1 126 601 524

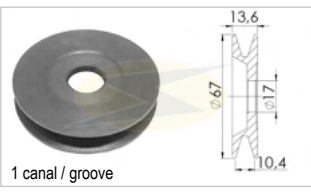


Alternador / Alternator: 0 120 335 010, 0 120 485 046, 0 123 310 001, 0 123 310 002, 0 123 310 007, 0 123 310 019, 0 123 310 020, 0 123 315 001, 0 123 315 002, 0 123 320 001, 0 123 320 002, 0 123 320 003, 0 123 320 006, 0 123 320 007, 0 123 320 009, 0 123 325 005, 0 123 340 001, 0 123 340 002, 0 123 340 003, 0 123 505 005, 0 123 505 011, 0 123 510 001, 0 123 510 006, 0 123 510 008, 0 123 510 009, 0 123 510 054, 0 123 515 011, 0 123 515 014, 0 123 540 001, 0 124 325 043, 0 124 325 061, 9 120 080 502

Aplicação / Application: AUDI: Cabrio 1.9 Tdi, 801.9 Tdi, A6 1.9 Tdi, **FORD:** Galaxi 1.9 Tdi, **MERCEDES-BENZ:** C180t 1.8, Alternador Kc (R) 14v 90a, **SEAT:** Alhambra, Arosa, City Golf, Cordoba, Ibiza, Inca, Toledo, **SKODA:** Felicia, Pick-Up 1.6 Mpf, **VOLKSWAGEN:** California, Caddy, Pick-Up / 1.9 Sdi, Caravelle, Corrado, Eurovan, Gol 1.0 Mi, Golf Cabriolet, Golf Iii 1.4 / 1.6 / 1.8 / 1.9 / 2.0 / Tdi / Variant / Syncro / Turbo, Jetta 1.8 / 1.9 / 2.0 Tdi, Multivan 1.9 / 2.0 / D / Turbo, Parati 1.0 Mi 16v (1996→1997), Passat 1.6 / 1.8 / 1.9 / 2.0 / D / Syncro / Tdi, Polo 1.0 / 1.3 / 1.4 / 1.6 / 1.8 / 1.9 / Classic / 1.05, Polo Variant 1.4 / 1.6 / 1.9 / Tdi / Classic, Sharan 1.9 / 2.0 / Tdi, Transporter 1.9 / 2.0 / 2.5 / Syncro, Vento 1.4 / 1.6 / 1.8 / 1.9 / 2.0 / Sdi / Tdi / Turbo

Bosch Equivalente / Replace


UF-3307 Equivalente / Replace: 9 123 080 009



Alternador / Alternator: 9 120 080 500, F 000 LD0 500
Aplicação / Application: CHEVROLET-GM:
Corsa 1.0

Bosch Equivalente / Replace

UF-3306 Equivalente / Replace: 9 123 080 070, F 000 LD1 371

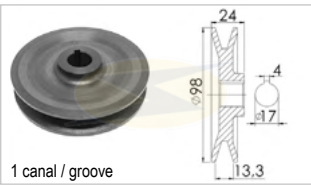


Alternador / Alternator: 9 000 083 068, 9 120 080 212, 9 120 080 226, 9 120 080 230, F 000 LD0 100, F 000 LD0 102, F 000 LD0 114, F 000 LD0 115, F 000 LD0 109, F 000 LD0 112, F 000 LD0 116, F 000 LD0 119, F 000 LD0 120

Aplicação / Application: CHEVROLET-GM: S10 2.5 C/ Motor Maxion, Alternador K1 (R) 14v 30, 85a, Blazer 2.5 **FORD:** F1000 Hsd 2.5 C/ Motor / W/ Engine Maxion, F1000 T 4.0, Ranger 2.5 C/ Motor / W/ Engine Mwm Alternador K1 (R) 14v 28 70a, Ranger 2.5 / 2.8 Diesel **MERCEDES-BENZ:** Sprinter 2.5, Ano (09/1996) C/ Motor / W/ Motor Om 014a, Alternador K1(R) 14v 30, 85ª, Sprinter 310 D / 312 D / 412 D

Bosch Equivalente / Replace

UF-3308 Equivalente / Replace: 9 120 080 137




Alternador / Alternator: 9 120 080 020, 9 120 080 058, 9 120 080 084, 9 120 080 101, 9 120 080 104, 9 120 080 112, 9 120 080 126, 9 120 080 159, 9 120 080 166, 9 120 080 181, 9 120 080 183

Aplicação / Application: AGRALE-DEUTZ: Caminhões / Trucks - Tx1600, Tratores - 4200 / 440 / 4400, **CASE:** Pá Carregadeira - W18 / W20, **CBT:** Tratores - 1065 / 1105 / 2080 / 2105 / 2600, **CLARK:** Pá Carregadeira - Michigan 55a / 65r / 75iii, **KOMATSU:** Trator Esteira D30e / D50a / D50p, **MASSEY-FERGUSON:** Colheitadeira MF1630, Trator MF235 / MF265 / MF265/4 / MF272 / MF275 / MF275/4 / MF283 / MF290 / MF290/4 / MF292 Turbo / MF292/4 Turbo / MF295/4, Combine, Motor Industrial, **MAXION:** Trator 9110 / 9130, **MERCEDES-BENZ:** Caminhão 608 L / 610 L / 708 L / 1111 L / 1113 L / 1113 LA / 1114 L / 1118 L / 1313 L / 1313 LA / 1313 LS / 1314 LA / 1316 L / 1316 LA / 1317 L / 1318 L / 1319 L / 1419 L / 1513 L / 1513 LA / 1516 L / 1518 L / 1518 LS / 1519 L / 1520 L / 1520 LA / 1525 L / 1525 LS / 1625 LS / 1630 LS / 1924 L / 1924 LS / 1929 LS / 1932 LS / 1933 LS / 1934 LS / 1935 LS / 1941 LS / 2013 L / 2013 LA / 2014 L / 2016 L / 2019 L / 2020 L / 2213 L / 2213 LA / 2214 L / 2215 LK / 2216 L / 2217 L / 2218 LB / 2218 LK / 2219 L / 2219 LK / 2220 L / 2624 L / 2635 L, Ônibus O370 R / O370 RS / O370 RSD / O371 R / O371 RS / O371 RSD / OF1318 / OH1315 G / OH1318 / OH1520, Caminhões / Trucks, Micro-Ônibus, Ônibus, Chassi P/ Ônibus, Motores Industrial E Marítimo Série Om, **TOYOTA:** Bandeirante 4x4, **YANMAR:** Trator 1030 / 1040 / 1050

Bosch Equivalente / Replace

UF-3309 Equivalente / Replace: 9 121 080 151

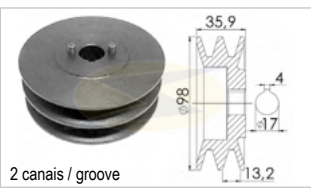


Alternador / Alternator: 9 120 080 022, 9 120 080 091, 9 120 080 102, 9 120 080 119, 9 120 080 140, 9 120 080 160, 9 120 080 183, 9 120 080 126

Aplicação / Application: MASSEY FERGUSON: Colheitadeira MF1630 / MF5650 / MF5650 Turbo, Trator MF296 / MF296/4 / MF297 / MF297/4 / MF299 / MF299/4, **MAXION:** Trator 9110 / 9130, **MERCEDES-BENZ:** Caminhão 709 / 710 / 712 / 809 LO / 812 LO / 814 LO / 912 / 914 / 1113 L / 1114 L / 1313 L / 1313 LA / 1316 L / 1316 LA / 1419 L / 1513 L / 1513 LA / 1516 L / 1519 L / 1525 L / 2013 L / 2019 L / 2213 L / 2213 LA / 2216 L / 2219 L / 2635

Bosch Equivalente / Replace

UF-3310 Equivalente / Replace: 9 121 080 179

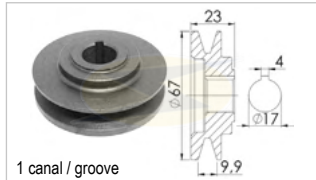


Alternador / Alternator: 9 120 080 031, 9 120 080 083, 9 120 080 113, 9 120 080 182
Aplicação / Application: MASSEY-FERGU-SON: Colheitadeira / Combine - Mf 5650, **MAXION:** Trator 9150 / 9170 Perkins, **MERCEDES-BENZ:** Chassi P/ Ônibus -Of1113 / 1313 / 1316, Oh 1113 / 1313 / 1316 / 1318 / 1419

/ 1517, Ônibus - O364 / O365, Caminhão 610 L / 1013 L / 1113 L / 1113 La / 1113 Lpo / 1114 L / 1116 L / 1117 L / 1117 La / 1214 L / 1219 Lp / 1313 L / 1313 La / 1316 L / 1317 L / 1319 L / 1320 L / 1414 L / 1418 L / 1419 Lp / 1516 L / 1517 L / 1520 L / 1520 La / 1525 L / 1618 L / 1621 L / 1825 Lg / 2020 L / 2215 Lk, Ônibus O355 / Of1114 / Of1314 / Oh355 / Oh1314

Bosch Equivalente / Replace

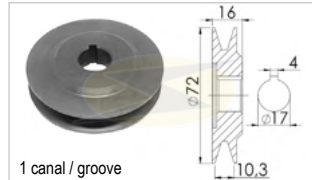
UF-3315 Equivalente / Replace: 9121080 897



Alternador / Alternator: 9 120 080 096, 9 120 080 098, 9 120 080 169
Aplicação / Application: **CHEVROLET-GM:** Monza 1.6 / 1.8 / 2.0 / 2.0i.

Bosch Equivalente / Replace

UF-3318 Equivalente / Replace: 404 049, 9 121 450 506

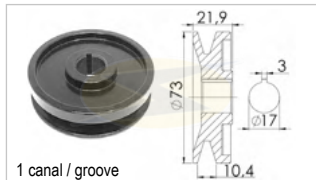


Alternador / Alternator: **WAPSA:** 9 120 450 086, 9 120 450 087, 9 120 450 089, 9 120 450 125, 9 120 450 126, 9 120 450 506

Aplicação / Application: **FORD:** Del Rey - C/ Ar Condicionado E Direção Hidráulica Até (06/1987) (14v 55a), Escort - Todos / All

Bosch Equivalente / Replace

UF-3319 Equivalente / Replace: 404 025, 9 121 450 510

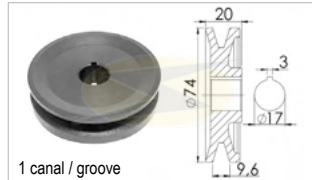


Alternador / Alternator: **WAPSA:** 9 120 450 044, 9 120 450 071

Aplicação / Application: **AGRALE:** Motor Estacionário - M790, Tratores - T4100 / T4200, **FORD:** Caminhões / Trucks - F100 / F350 / F600 À Gasolina, Belina Ii, Corcel Ii, Del Rey, Galaxie, Jeep, Landau, Ltd, Maverick, Pampa, Pic-K-Up, Rural, Scala

Bosch Equivalente / Replace

UF-3320 Equivalente / Replace: 404 019, 9 121 450 490

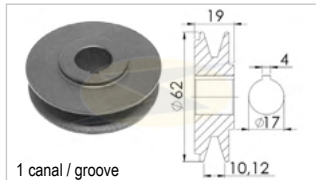


Alternador / Alternator: **WAPSA:** 9 120 450 076, 9 120 450 077, 9 120 450 116, 9 120 450 118

Aplicação / Application: **FORD:** Caminhões / Trucks - F1000 / F11000 / F13000 / F14000 / F19000 / F2000 / F22000 / F4000 - Todos C/ Motor / W/ Engine Mwm 4 E 6 Cil

Bosch Equivalente / Replace

UF-3321 Equivalente / Replace: 404 043, 9 121 450 502

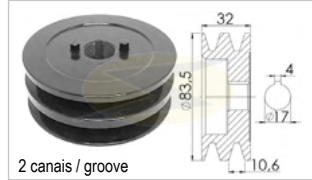


Alternador / Alternator: **WAPSA:** 9 120 450 018, 9 120 450 084, 9 120 450 088, 9 120 450 502

Aplicação / Application: **FORD:** Del Rey - C/ Ar Condicionado, Escort - Ghia / Gl / Gls / Xr3 - Todos / All (→07/1986)

Bosch Equivalente / Replace

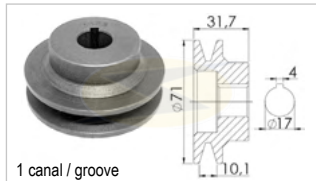
UF-3322 Equivalente / Replace: 9 121080 254, 9 120 080 040



Aplicação / Application: **FIAT:** Caminhões / Trucks - 180 / 210cm (→11/1975)

Bosch Equivalente / Replace

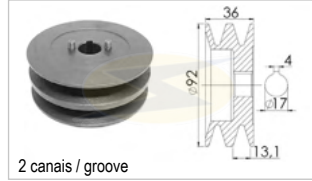
UF-3323 Equivalente / Replace: 9 121080 808, 9 120 080 089, 9 120 080 120, 9 120 080 221, 9 120 080 056



Aplicação / Application: **FIAT:** 147 1050 / 1300 / C / Europa / Fiorino (→09/1979), Fiorino 1300 / Pick-Up 1050 / Pick-Up 1300 / Pick-Up City 1300 / Rallye 1300, Elba 1.3 / 1.5, Fiorino furgão 1.0 / 1.3 / 1.5 / 1.0 / 1.3 / 1.5, Oggi 1050 / 1300, Panorama 1050 / 1300, Prêmio 1.3 / 1.5, Spazio 1.3, Uno 1050 / 1300 / 1.3 / 1.5 / Mille 1.0 / Mille Elettronico 1.0

Bosch Equivalente / Replace

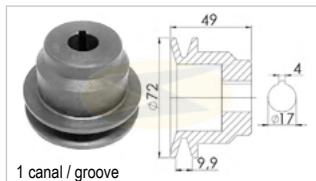
UF-3324 Equivalente / Replace: 9 121080 127, 9 120 080 062, 9 120 080 144



Aplicação / Application: **MASSEY-FERGUSON:** Trator / Tractor - Mf4780 C/ Motor / W/ Engine Scania Dn 11, **SCANIA:** Caminhões / Trucks - L140 / LS140 / R112 / L110 / 111 / Lk140 / 141 / Lks140 / 141 / Ls110 / 111 / Lt110 / 111 / Lts110 / 111 / T112m, Ônibus - B111 / B1115, BR116

Bosch Equivalente / Replace

UF-3325 Equivalente / Replace: 1 126 600 488, 9 121 080 743

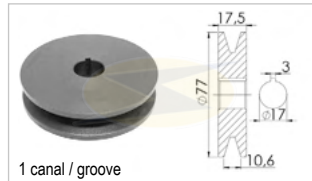


Alternador / Alternator: 0 120 468 082, 0 120 468 083, 0 120 469 586, 0 120 469 599, 0 120 469 633, 0 120 469 676, 0 120 469 677, 0 120 469 690, 0 120 469 698, 0 120 469 714, 0 120 469 719, 0 120 469 724, 0 120 469 729, 0 120 469 739, 0 120 469 813, 0 120 469 814, 0 120 469 833, 0 120 469 834, 0 120 469 873, 0 120 469 885, 0 120 469 971, 0 120 469 972, 0 120 489 003, 0 120 489 009, 0 120 489 013, 0 120 489 017, 0 120 489 081, 0 120 489 082, 0 120 489 083, 0 120 489 196, 0 120 489 198, 0 120 489 199, 0 120 489 228, 0 120 489 229, 0 120 489 246, 0 120 489 247, 0 120 489 248, 0 120 489 249, 0 120 489 361, 0 120 489 363, 0 120 489 365, 0 120 489 368, 0 120 489 370, 0 120 489 433, 0 120 489 435, 0 120 489 495, 0 120 489 496, 0 120 489 499, 0 120 489 532, 0 120 489 535, 0 120 489 581, 0 120 489 614, 0 120 489 622, 0 120 489 655, 0 120 489 657, 0 120 489 699, 0 120 489 714, 0 120 489 732, 0 120 489 747, 0 120 489 755, 0 120 489 772, 0 120 489 774, 0 120 489 800, 0 120 489 813, 0 120 489 814, 0 120 489 815, 0 120 489 817, 0 120 489 821, 0 120 489 860, 0 120 489 864, 0 120 489 866, 0 120 489 873, 0 120 489 893, 0 120 489 960, 0 120 489 961, 0 120 489 967, 0 120 489 975, 0 120 489 981, 9 120 080 093, 9 120 080 095, 9 120 080 099, 9 120 080 100, 9 120 080 108, 9 120 080 115, 9 120 080 116, 9 120 080 118, 9 120 080 127, 9 120 080 129, 9 120 080 131, 9 120 080 152, 9 120 080 161, 9 120 080 167, 9 120 080 175, 9 120 080 176, 9 120 080 177, 9 120 080 178

Aplicação / Application: **AUDI:** 80 2.0, **FORD:** F11000, F12000, Belina II 1.8, Del Rey 1.8, Escort 1.6i / 1.8 / 1.8i / 2.0 / 2.0i XR3, Pampa 1.6 / 1.8 / 1.8i, Royale 1.8 / 1.8i / 2.0 / 2.0i, Verona 1.8 / 1.8i / 2.0 / 2.0i, Versailles 1.8 / 1.8i / 2.0 / 2.0i, **GURGEL:** Carajás 1.8, **VOLKSWAGEN:** Apollo 1.8, Logus 1.6i / 1.8 / 1.8i / 2.0 / 2.0i, Pointer 1.8 / 1.8i / 2.0 / 2.0i, Saveiro 1.6 / 1.6 D / 1.8, Voyage 1.5 / 1.6 / 1.8, Gol - Cl / Gl / Gt / Gti / Gts / Kombi - 1.6 A Diesel, Parati - Cl / Gl / Gls, Passat - 1.5 / 1.6 / Gts 1.8, Quantum - Cl / Gl / Gls, Santana - Cl / Gl / Ls

Bosch Equivalente / Replace

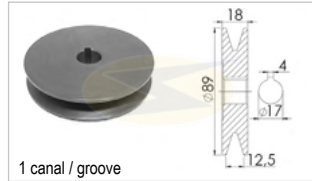
UF-3326 Equivalente / Replace: 404 023, 9 121 450 492



Alternador / Alternator: **WAPSA**
Aplicação / Application: **VOLKSWAGEN:** Caminhões / Trucks E11 / E13 / E21 / Vw 6.140 - A Álcool, **DODGE:** Caminhões / Trucks - D100 / D400 / D700 / D900, Charger / Dart Se / Gran Group / Rt / Sedan

Bosch Equivalente / Replace

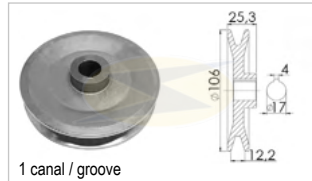
UF-3327 Equivalente / Replace: 404 026, 9 121 450 499



Alternador / Alternator: **WAPSA:** 9 120 450 130
Aplicação / Application: **FORD:** Tratores 4610 / 5610 / 6610 / 7610 e outros, **NEW HOLLAND:** Trator 4600 / 5600 / 6600

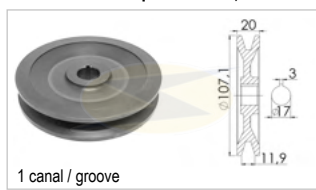
Bosch Equivalente / Replace

UF-3328 Equivalente / Replace: 9 101080 024, 9 101080 024



Dinamo / Dynamo: **WAPSA**
Aplicação / Application: **MASSEY-FERGUSON:** Tratores / Tractors MF50X, MF55X, MF65R, MF65X, MF85X, MF95, MF95I

Bosch Equivalente / Replace

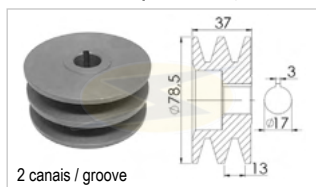


1 canal / groove

UF-3329 Equivalente / Replace: 116019

Alternador / Alternator: WAPSA
Aplicação / Application: MASSEY-FERGUSON: Colheitadeira / Combine MF220, Tratores MF235, MF250, MF252, MF265, MF275, MF285, MF290, MF50X, MF55X, MF65X, MF95I, MF95X

Bosch Equivalente / Replace

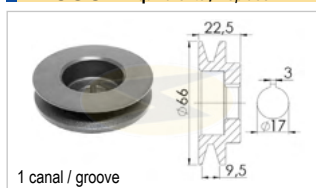


2 canais / groove

UF-3331 Equivalente / Replace: 404 037,

9 121 450 500
Alternador / Alternator: WAPSA: 9 120 450 053
Aplicação / Application: MASSEY-FERGUSON: Tratores / Tractors - MF265 / MF270 / MF296, Colheitadeira MF5650 Turbo

Bosch Equivalente / Replace

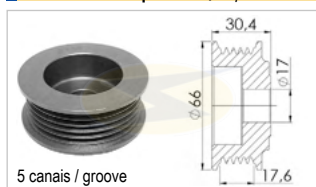


1 canal / groove

UF-3336 Equivalente / Replace: 9 122

080 236
Alternador / Alternator: 9 120 080 153
Aplicação / Application: FIAT: Fiorino 1.6, Elba - 1.6, Prêmio - 14v 22, 55a, Uno - 14v 23, 55a

Bosch Equivalente / Replace

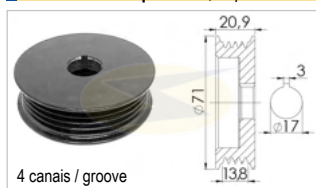


5 canais / groove

UF-3338 Equivalente / Replace: 9 122

080 409
Alternador / Alternator: 9 120 080 168,
9 120 080 172
Aplicação / Application: CHEVROLET-GM: Blazer 2.2 / 2.4, Ipanema 2.0, 1.8 C/ Ar Condicionado / GS, Kadett 1.8 / 2.0, GS / GSi, S10 2.2 / 2.4, Monza 1.8 / 2.0, Classic Mpdf, S10 2.2 / 2.4, Vectra 2.2.

Bosch Equivalente / Replace

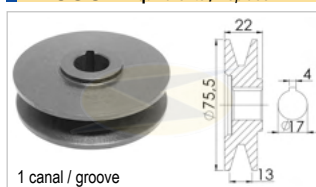


4 canais / groove

UF-3341 Equivalente / Replace: 9 122

080 420
Alternador / Alternator: 9 120 080 170,
9 120 080 171
Aplicação / Application: CHEVROLET-GM: Ipanema 1.8 C/ Ar Condicionado, Kadett 1.8 / 2.0, Monza - Classic Mpdf, **FIAT:** Tempra 2000 16v 2.0i Turbo - Série Ouro / Prata

Bosch Equivalente / Replace

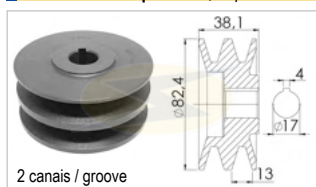


1 canal / groove

UF-3343 Equivalente / Replace: 9 121

080 286
Alternador / Alternator: 9 120 080 054, 9 120 080 107
Aplicação / Application: AGRALE: Caminhão 1100 TX / 8000 TDX / 8500 TDX, Tratores - 4200 / 4300 / 440 / 4400 - Todos Até (08/1985), **TOYOTA:** Utilitário Bandeirante - (Mbb-Om314) (→12/1987), **YANMAR:** Micro Trator - Ns11, Motor Bt 83 / 22 (→12/1986), Motor BT33 / BTD22 / BTD33

Bosch Equivalente / Replace

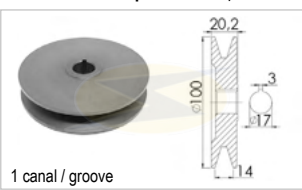


2 canais / groove

UF-3346 Equivalente / Replace: 404 055,

9 121 450 898
Alternador / Alternator: 9 120 450 005 / 006 / 124
Aplicação / Application: FORD: Cargo - 1113 / 1114 / 1117 / 1215 / 1218 / 1313 / 1314 / 1317 / 1415 / 1418 / 1419 / 1514 / 1517 / 1615 / 1618 / 1619 / 2215 / 2218 / 2319 / 35300 / 3224 / F6000 / F7000 / FTO - TC / HTA / NA / TC / TCA / TCP, **NEW HOLLAND:** FTO-TCP / T-Série TF42 / TR86 / 96 / TX30 / TX32 / 34 / 36, **WILLYS OVERLAND:** Rural

Bosch Equivalente / Replace



1 canal / groove

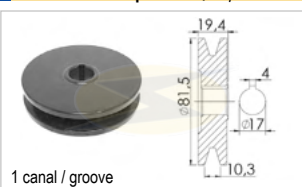
UF-3330 Equivalente / Replace: 404 029,

9 121 450 494
Alternador / Alternator: WAPSA: 9 120 450 052, 9 120 450 058, 9 120 450 494, 9 120 450 990

Aplicação / Application: CLARK: Pá-Carreg. Mini Bob Cat, **MASSEY-FERGUSON:** Tratores / Tractors - MF235 / MF250 / MF265 / MF275 / MF285 / MF290 / MF290 (Álcool) / MF290ra (Mot. Perkins Ae-4.236) / MF85x / MF95x - Tds C/

Alt. Wapsa (07/1978→), **MERCEDES BENZ:** Caminhões / Trucks, Micro-Ônibus, Motor Marítimo, Ônibus-Tds C/ Motores / W/ Engine Om 314 / 321 / 326 / 352 / 352a / 355-6 / 355-S, Caminhão 1111 L

Bosch Equivalente / Replace



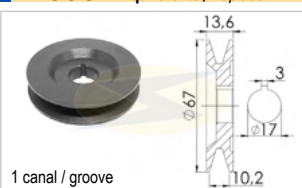
1 canal / groove

UF-3332 Equivalente / Replace: 9 121 080 399

Alternador / Alternator: 9 120 080 045, 9
120 080 057, 9 120 080 107

Aplicação / Application: VALMET: Trator / Tractor - 110ID / 621D / 651D / 851D / 118 / 138/4 / 88 / 68, **CASE:** Escavadeira 80 CR / P, **CBT:** Trator 8440, **MWM:** Motor D225-3 / D225-4 / D225-6 / D229-3 / D229-4 / D229-6 / TD229-4 / TD229-6, **VOLKSWAGEN:** Caminhão 6.90 (MWM-D 229-4)

Bosch Equivalente / Replace



1 canal / groove

UF-3337 Equivalente / Replace: 9 122 080

702, 9 122 080 703

Alternador / Alternator: 9 120 080 169, 9
120 080 180, 9 120 080 203

Aplicação / Application: CHEVROLET-GM: Blazer 2.2, Ipanema 1.8 / 2.0 / GS, S10 2.2 / 2.4, Kadett 1.8 / 2.0 C/ Ar Condicionado GS 2.0, Monza 1.8 / 2.0 / 2.0i

Bosch Equivalente / Replace



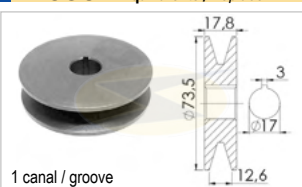
4 canais / groove

UF-3339 Equivalente / Replace: 9 122 080

693, F 000 LD1 687

Alternador / Alternator: 9 120 080 165
Aplicação / Application: FIAT: Duna 1.6 SPI, Fiorino 1.6, Elba - 1.6, Álcool / Gasolina, Com Ar Condicionado, Prêmio 1.6, Uno 1.6r / Mpi, Mille ELX / EP / SX

Bosch Equivalente / Replace



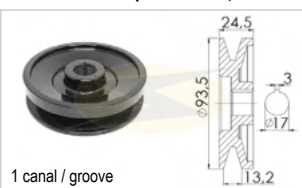
1 canal / groove

UF-3342 Equivalente / Replace: 404 001,

9 121 450 488

Alternador / Alternator: WAPSA: 9 120 450 098
Aplicação / Application: CLARK: Empilh. Cfy20 / Cfy25 - C/ Motor / W/ Engine Perkins 6 Cil., Empilh. Chy100 / Chy120 / Chy140 / Chy60 / Chy70 / Chy80, Mini Pá Carreg. Bob Cat, **FORD:** Aero Willys E Itamaraty - (1973→), Jeep, Pick-Up, Rural - 6 Cil - (1973→)

Bosch Equivalente / Replace



1 canal / groove

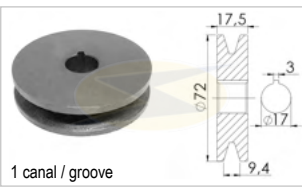
UF-3344 Equivalente / Replace: 404 066,

9 121 450 487

Alternador / Alternator: WAPSA: 9 120 450 112, 9 120 450 991

Aplicação / Application: CLARK: Pá Carregadeira Michigan - 65r / 75a / 75ii / 75iii, **FORD:** Caminhões / Trucks - F11000 / F12000 / F13000 / F600 / F750 C/ Motor / W/ Engine Perkins 4 E 6 Cil., **HYSTER:** Empilhadeira / Forklift - 110j / 130j / 150j

Bosch Equivalente / Replace



1 canal / groove

UF-3347 Equivalente / Replace: 404 036,

9 121 450 496

Alternador / Alternator: WAPSA: 9 120 450 015, 9 120 450 020, 9 120 450 090

Aplicação / Application: VOLKSWAGEN: Caminhões / Trucks 12140 - C/ Motor / W/ Engine Mwm, 6 Ton. 14v 35a / 6.90 / 7.90 / 7110 / 11140

Bosch Equivalente / Replace **UF - 3348** Equivalente / Replace: 9 121 456 184

SAIBA MAIS 456 184

Alternador / Alternator: 9 120 456 040

Aplicação / Application: **MERCEDES-BENZ:** Ônibus C/ Motor / W / Engine Série Br400, OF1620, OF1721, OH1621, OH1623, **EL DETALLE:** OA101

2 canais / groove

Bosch Equivalente / Replace **UF - 3349** Equivalente / Replace: 404 054, 9 121 456 137

SAIBA MAIS 9 121 456 137

Alternador / Alternator: **WAPSA:** 9 120 456 005, 9 120 456 025, 9 120 456 004, 9 120 456 008, 9 120 456 011, 9 120 456 013, 9 120 456 024, 9 120 456 027

Aplicação / Application: **FORD:** Caminhões / Trucks Cargo - 1113 / 1114 / 1117 / 1215 / 1218 / 1313 / 1314 / 1317 / 1415 / 1418 / 1419 / 1514 / 1517 / 1615 / 1618 / 1619 / 2215 / 2218 / 2218t / 2319 / 3224 Turbo / 3530, Todos C/ 14v 90a, Caminhões / Trucks 1419 / 1619 / 2319 Todos / All (→1987) C/ 14v 90a, **MÜLLER:** Trator / Tractor Agríc. Tm 31 (14v 90a), **VOLVO:** Ônibus B58 E B10m (28v 75a)

2 canais / groove

Bosch Equivalente / Replace **UF - 3350** Equivalente / Replace: 9 122 080 925

SAIBA MAIS 080 925

Alternador / Alternator: 9 120 080 215, 9 120 080 231

Aplicação / Application: **RENAULT:** Clio - 1.6l - AS, R9 - AM / AS, R11 - AM / AS, R19 1.6l - AM / AS / BR, R21

6 canais / groove

Bosch Equivalente / Replace **UF - 3351** Equivalente / Replace: 9 121 456 033

SAIBA MAIS 9 121 456 033

Alternador / Alternator: 9 120 456 003, 9 120 456 014, 9 120 456 016, 9 120 456 002, 9 120 456 045

Aplicação / Application: **SCANIA:** Chassis P/ Ônibus - F112HL / 113HL / K113CL / K113TL / L113CL / S113AL / S113CL, F112/203 HL, F112/305 HL, F113/203, F113/220, F113/310, K113/203, K113/250, K113/303, K113/310, K113/310 TL, K113/320, K113/343, K113/354, K113/360, K113/362, K113/380, L113/203, L113/220, L113/257, S113/203 AL, S113/204 CL, S113/303 AL, S113/303 CL, S113/310 CL

2 canais / groove

Bosch Equivalente / Replace **UF - 3352** Equivalente / Replace: 9 122 080 604

SAIBA MAIS 080 604

Alternador / Alternator: 9 120 080 192, 9 120 080 195

Aplicação / Application: **CHEVROLET-GM:** D20 - 4.1 LTS. - 14V 21, 23, 55, 75A - (03/1992→), Bonanza, C20, Veraneio

1 canal / groove

Bosch Equivalente / Replace **UF - 3353** Equivalente / Replace: 9 122 080 633

SAIBA MAIS 080 633

Alternador / Alternator: 9 120 080 196, 9 120 080 197

Aplicação / Application: **CHEVROLET-GM:** D20 / D40 / D6000 / Bonanza / Veraneio - Com E Sem Ar Condicionado, À Diesel (03/1992→), Caminhão D11000 / D12000 / D13000 / D14000 / D19000 / D21000 / D22000, Silverado 4.1 Diesel, **GMC:** 6100

1 canal / groove

Bosch Equivalente / Replace **UF - 3355** Equivalente / Replace: 9 120 080 030

SAIBA MAIS 9 120 080 030

Alternador / Alternator: 9 120 080 130, 9 120 080 157, 9 120 080 188

Aplicação / Application: **VALMET:** Tratores / Tractors - 68 / 68 Especial / 78 S / 78 VE / 110 ID / 138 Turbo / 138-4 Turbo / 148 4x4 / 148 Turbo / 685 / 785 / 980 4x4 Turbo / 985 / 985 4x4 / 1280 / 1280 4x4, 118 / 138 / 78 / 88 / 128 / 128 4x / 68 / 68 Café / 880 / 880 4x, **MWM:** Motor D229-3 / D229-4 / D229-6 / TD229-6

1 canal / groove

Bosch Equivalente / Replace **UF - 3356** Equivalente / Replace: 9 121 456 162

SAIBA MAIS 456 162

Alternador / Alternator: 9 120 456 031

Aplicação / Application: **MERCEDES-BENZ:** Ônibus - C/ Motor / W/ Engine M36, O371 Rs, Plataforma - O371 Rs A, O371 Rsd, O371 Up, O400 RS / RSD / RSL, OH1315 G

1 canal / groove

Bosch Equivalente / Replace **UF - 3358** Equivalente / Replace: 9 120 080 147, 9 120 080 181

SAIBA MAIS 9 120 080 147, 9 120 080 181

Aplicação / Application: **CASE:** Pá carregadeira W18 D / W18 E / W20 D / W20 E, **MERCEDES-BENZ:** L1214 / 1218 / 1414 / 1418 / 1614 / LS1625 / 1630 / LS1935 / LS19411217 L, 1519L, 1618L, 1924L, 1924LSA, 1929LS, 1934LS, 2219LK, 2624LA, O370R, O370RS, O370 RSD, O371R, O371 RS, O371 RSD, O371U, OF1115, OF1315, OF1620, OH1315, OH1318, OH1520

2 canais / groove

Bosch Equivalente / Replace **UF - 3360** Equivalente / Replace: 9 120 080 157, 9 120 080 188

SAIBA MAIS 9 120 080 157, 9 120 080 188

Aplicação / Application: **VALMET:** Tratores / Tractors - 980 / 1580 / 1780 - C/ Motor / W/ Motor Mwm, **MWM:** Motor D225-3 / D225-4 / D225-6 / D229-3 / D229-4 / D229-6 / TD229-4 / TD229-6, **VALTRA:** Tratores

2 canais / groove

Bosch Equivalente / Replace **UF - 3361** Equivalente / Replace: 3 431 557 116

SAIBA MAIS 557 116

Alternador / Alternator:

Aplicação / Application: **MERCEDES-BENZ**

2 canais / groove

Bosch Equivalente / Replace **UF - 3363** Equivalente / Replace: 9 121 456 155

SAIBA MAIS 9 121 456 155

Alternador / Alternator: 9 120 456 026, 9 120 456 030, 9 120 456 032, 9 120 456 036, 9 120 456 038, 9 120 456 039

Aplicação / Application: **FORD:** Cargo 1618, B1618, B1621 **RANDOM:** Caminhão - Fora De Estrada / Truck - Off Road, **VALMET:** Trator 1180, Tratores / Tractors, Caminhão / Truck, **VOLKSWAGEN:** Caminhões / Trucks - 22.210/23.210 - C/ Motor / W/ Motor Cummins Eq. Comercial E Prim. Rio, Chassi P/ Ônibus - Volksbus, **VALTRA:** Tratores

8 canais / groove

Bosch Equivalente / Replace **UF - 3365** Equivalente / Replace: 0 101 549 124

SAIBA MAIS 549 124

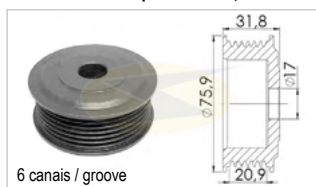
Alternador / Alternator: 0 120 469 116, 6 033 GB3 019

Aplicação / Application: **MERCEDES-BENZ:** Caminhões / Trucks 1938 S / 1938 LS, 1944 LS, 2638 LS, 2646, Actros

9 canais / groove

Bosch Equivalente / Replace

UF-3368 Equivalente / Replace: F 000 LD1

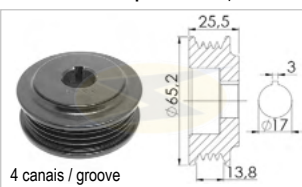


SAIBA MAIS 373, 9 123 080 121
Alternador / Alternator: 9 120 080 232, F 000 LD0 117, F 000 LD0 101, F 000 LD0 114, F 000 LD0 118
Aplicação / Application: **FORD:** F1000, Ranger 2.5, **CHEVROLET-GM:** Grand Blazer 4.2 Diesel, S10 2.8, D 6150, Silverado 6.07 T/Dlx - C/ Ar Condicionado / 4.2 Diesel, **GMC:** 3500 HD, 6150, **SCANIA:** Chassi P/ Ônibus C/

Motor / W/ Engine Dn11 / Ds11 / Ds11.34 / Dsc 11.18, **MERCEDES-BENZ:** Sprinter 310 / 312 / 412

Bosch Equivalente / Replace

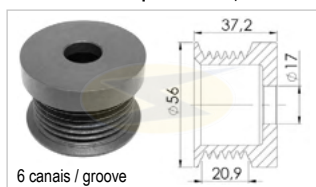
UF-3369 Equivalente / Replace: 9 122



SAIBA MAIS 080 929
Alternador / Alternator: 9 120 080 216
Aplicação / Application: **FIAT:** Duna 1.6 SPi, Fiorino 1.6 MPI, Uno 1.6, Premio 1.6, Elba 1.6 - Todos Com Direção Hidráulica / All With Hydraulic Steering

Bosch Equivalente / Replace


UF-3371 Equivalente / Replace: F 00M



SAIBA MAIS 991 149
Alternador / Alternator: 0 124 215 006, 0 124 215 008, 0 124 215 009, 0 124 225 032, 0 124 225 040
Aplicação / Application: **VOLKSWAGEN:** Parati II / III 1.0, Gol 1.000, Santana 16V

Bosch Equivalente / Replace


UF-3372 Equivalente / Replace:



SAIBA MAIS **Alternador / Alternator:**
Aplicação / Application: **CHEVROLET-GM:** Corsa, Kadett, Monza

Bosch Equivalente / Replace

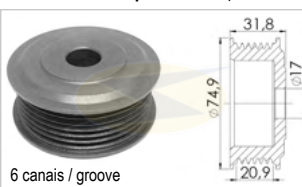
UF-3373 Equivalente / Replace:



SAIBA MAIS **Alternador / Alternator:**
Aplicação / Application: **FORD:** F250 4.2 MWM 6 CC - 90A - 14V

Bosch Equivalente / Replace

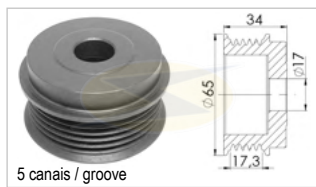
UF-3374 Equivalente / Replace:



SAIBA MAIS **Alternador / Alternator:**
Aplicação / Application: **FORD:** F250 (1999 →), F 350, F 4.000, Cargo Eletrônico Médio / série C com motores E Eletrônico 3600 / 3601 / 3602 / 3955 / 3956 / 3957 / 3958 / 3959 / 3599, **MBB:** O 530 GNUE3 OM 457.933 HLA / OM 457.934 HLA / OM 457.935 HLA / N3 457.942 HLA / N3 476.930 HLAG / N3 476.932 HLAG

Bosch Equivalente / Replace

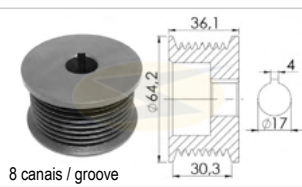
UF-3375 Equivalente / Replace: F 00M



SAIBA MAIS 991 073
Alternador / Alternator: 0 124 415 012, 0 124 325 058, 0 124 415 011
Aplicação / Application: **FIAT:** Brava 1.6, Doblò 1.6 MPI, Palio 16V (Todos / All) 1.6, Palio Weekend 1.6, Siena 1.6, Strada 1.6 MPI

Bosch Equivalente / Replace

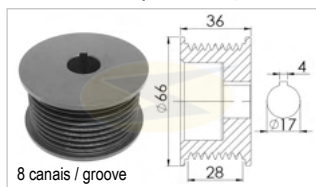
UF-3376 Equivalente / Replace:



SAIBA MAIS **Alternador / Alternator:** 9 120 080 136
Aplicação / Application: **VOLKSWAGEN:** Caminhões / Trucks 16270 / 16210 / 14170 / 14210 C/ Motores / W/ Engines Cummins K1 65 A - 14v, **CUMMINS:** Motor 6C 8.3 / 6CT 8.3, **FORD:** Cargo C 1216 / 1422 / 2425 / 2630 / 3224 / 3530 / 4030, **VOLMET:** Trator 1180

Bosch Equivalente / Replace

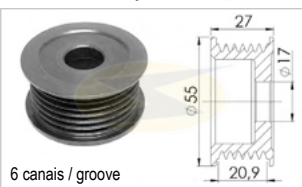
UF-3377 Equivalente / Replace: 404 053,



SAIBA MAIS 9 121 450 940
Alternador / Alternator: WAPSA: 9 120 450 137
Aplicação / Application: **VOLKSWAGEN:** Caminhões / Trucks 16170 / 16220, **FORD:** Cargo, **AGRALE:** 7000 TDX

Bosch Equivalente / Replace

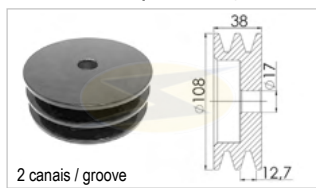
UF-3379 Equivalente / Replace: 1 126 600 975



SAIBA MAIS **Alternador / Alternator:** F 00M 991 60, 70 e 120A, 0 120 335 008, 0 123 100 001, 0 123 110 006, 0 123 110 007, 0 123 115 008, 0 123 115 010, 0 123 120 001, 0 123 320 050, 0 123 320 067, 0 123 500 008, 0 123 505 001, 0 123 505 002, 0 123 510 043, 0 123 510 063, 0 123 510 089
Aplicação / Application: **CHEVROLET-GM:** Omega, Tigra, Astra, Corsa, Vectra, **AUDI:** A6 1.8 Turbo, **FORD:** Fiesta 1.3i,

Bosch Equivalente / Replace

UF-3380 Equivalente / Replace:

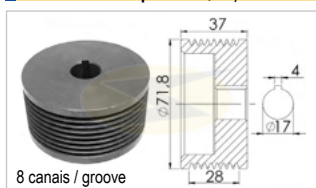


SAIBA MAIS **Alternador / Alternator:**
Aplicação / Application: **CATERPILLAR:** Pá-Carregadeira 938

Galaxy 1.9 TDi, Ka 1.3i, **NISSAN:** Micra 1.0i / 1.3i, **OPEL:** Astra 1.4i / 1.6 / 1.6i / 1.8i / 2.0 GSi / 2.0i, Calibra 2.0i / 2.0i 4x4 / 2.0i 4x4 Turbo, Combo 1.2i / 1.4 / 1.4i / 1.6 GSi / 1.6i, Frontera 2.0i Sport / 2.2 TDi / 2.2i, Omega 2.0 TD / 2.0 TDi / 2.0i / 2.2i, Tigra 1.4i / 1.6i, Vectra 1.6i / 1.8i / 2.0 GT / 2.0 GT 4x4 / 2.0 GTi / 2.0 TD / 2.0i / 2.0i 4x4 / 2.0i 4x4 Turbo / 2.0 Diesel / 2.0 TDi, **SEAT:** Alhambra 1.9 TDi, Cordoba 1.9 TDi, Ibiza 1.9 TDi, Toledo 1.9 TDi, **VOLKSWAGEN:** Golf III 1.9 TDi, Golf IV 1.9 TDi, Jetta 1.9 TDi, Passat 1.9 TDi, Polo 1.9 TDi, **VOLVO:** S70 2.3

Bosch Equivalente / Replace

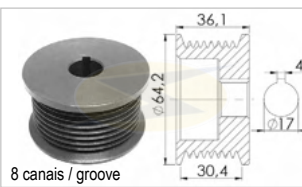
UF-3381 Equivalente / Replace:



SAIBA MAIS **Alternador / Alternator:** 0 120 468 131, 0 120 468 132, F 042 301 011
Aplicação / Application: **SCANIA:** T-114 / 114340 / 124360 / 124400 / 124420 / HTN / 144460 / 144530, R-114 / 144460 / 144530 / 164480 / TR-124360 / 124400 / 124420 / 124420-HTI, L94, L220, L260, L310, P94, P114, P124, P124 HPI, P220, P260, P322, P340, P360, P400, P420, P420 HPI, R114, R124,

Bosch Equivalente / Replace

UF-3382 Equivalente / Replace: 9 122 080 533



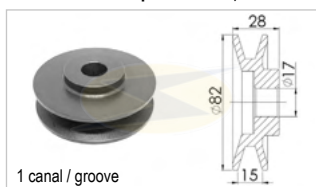
SAIBA MAIS **Alternador / Alternator:** F 000 LD0 106, 9 120 080 184, 9 120 080 187, 9 120 080 202, F 000 LD0 113, DJD903015A, TJG903015A, XC4510300DA
Aplicação / Application: **CASE:** Série 580h, Sh4x2, Sh 4x4, Tds 3.9i E Mot. Cummins, AltK1-14v 23 / 65a, **VOLKSWAGEN:** 7110, 7120, 8100, 8120, 8140 CE, 8140 CO, 8150, 8150 OD, 9150 OD, 12180, 13150, 13170, 13180, 13190, 14150, 14180, 14220,

R124 HPI, R144, R164, R320, R340, R360, R400, R420, R420 HPI, R460, R480, R530, R580, T114, T124, T124 HPI, T144, T320, T340, T360, T400, T420, T420 HPI, T460, T530, F94, F220, F310, K94, K124, K310, K360, K420

15170, 15180, 15190, 16170 BT, 16200, 16210, 16220, 16300, 17210, 17210 OD, 17220, 17300, 17310, 23210, 23220, 23310, 24220, 24250, 26220, 26260, 26300, 26310, 31260, 31310, 35300, 40300, L80, Worker 13180 / 15180 / 17180 / 17220 / 24220 / 26220, 7.100 (4.0), 8.140 Turbo (4.3), 12.140 (4.3), 12.170, 14.170, 16.170/200, **FORD:** Cargo 2324 / C 712 / C 814 / C 815 / C 915 / C 1215 / C 1217 / C 1317 / C 1415 / C 1416 / C 1417 / C 1421 / C 1422 / C 1517 / C 1521 / C 1617 / C 1621 / C 1622 / C 1630 / C 1717 / C 1721 / C 1722 / C 1731 / C 2322 / C 2422 / C 2425 / C 2622 / C 2626 / C 2630 / C 2631 / C 3222 / C 3224 / C 3530 / C 4030 / C 4031 / C 4031 Max Ton / C 4331, F4000, F12000, F14000, F1000 T

Bosch Equivalente / Replace

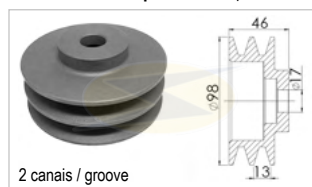
UF-3387 Equivalente / Replace:



SAIBA MAIS Alternador / Alternator:
Aplicação / Application: KIA: Besta GS

Bosch Equivalente / Replace

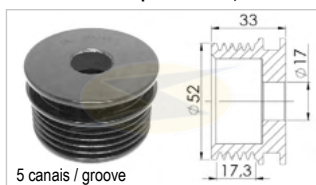
UF-3388 Equivalente / Replace:



SAIBA MAIS Alternador / Alternator:
Aplicação / Application: MERCEDES-BENZ:
Com Alternadores / WI Alternators 120 A

Bosch Equivalente / Replace

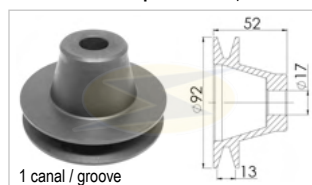
UF-3390 Equivalente / Replace: F 00M



SAIBA MAIS 991 060 Alternador / Alternator: 0 124 325 023
Aplicação / Application: MERCEDES-BENZ: Classe A 160

Bosch Equivalente / Replace

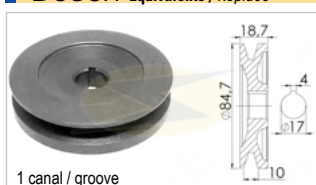
UF-3392 Equivalente / Replace: 9 123



SAIBA MAIS 080 080 Alternador / Alternator: 9 129 080 207
Aplicação / Application: IVECO: Caminhões / Trucks - 120E / 150E / 150T / 160E

Bosch Equivalente / Replace

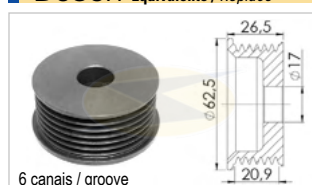
UF-3395 Equivalente / Replace:



SAIBA MAIS Alternador / Alternator: 1087962, VOLVO: 420433
Aplicação / Application: VOLVO: EDC, NL10, NL12, B12

Bosch Equivalente / Replace

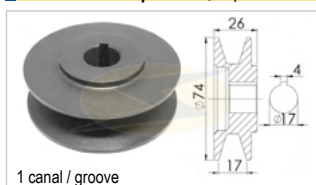
UF-3396 Equivalente / Replace: F 00M



SAIBA MAIS LD1 313, F 00M 991 148 Alternador / Alternator: 0 124 315 018, 0 124 315 020, 0 124 315 021, 0 124 315 022, 0 124 325 041, 0 124 325 042, 0 124 325 076, 0 124 325 034, 0 124 325 066, 0 269 0301 546, 0 489 030 17

Bosch Equivalente / Replace

UF-3401 Equivalente / Replace:



SAIBA MAIS Alternador / Alternator:
Aplicação / Application: FORD: F1000 Com Alternador / WI Alternator Bosch

Bosch Equivalente / Replace

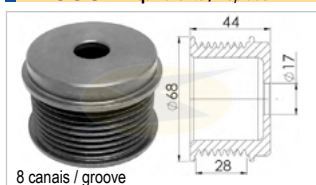
UF-3402 Equivalente / Replace:



SAIBA MAIS Alternador / Alternator:
Aplicação / Application: MERCEDES-BENZ: Modelos Leves De Até 4 Ton

Bosch Equivalente / Replace


UF-3406 Equivalente / Replace: F 00M 991



SAIBA MAIS 338, F 00M 147 893, F 00M 991 253 Alternador / Alternator: 0 124 555 009, 0 124 555 038, 0 124 655 102

Bosch Equivalente / Replace

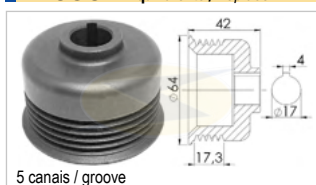
UF-3407 Equivalente / Replace: F 00M



SAIBA MAIS 991 198 Alternador / Alternator: 0 124 325 118, 0 124 325 098

Bosch Equivalente / Replace

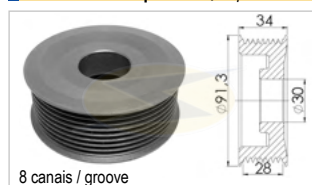
UF-3408 Equivalente / Replace: 9 122



SAIBA MAIS 080 456 Alternador / Alternator: 9 120 080 173, 9 120 080 213, 7669850

Bosch Equivalente / Replace

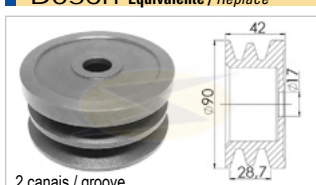
UF-3420 Equivalente / Replace:



SAIBA MAIS Alternador / Alternator: 1516503R, 475885, 0120689562 - 140 A - 24V
Aplicação / Application: SCANIA: 124, Série: 114 (K 124 1997-), 93 (F94 - L94 - K94 1998-), K310, K360, K420, L220, L260, L310

Bosch Equivalente / Replace

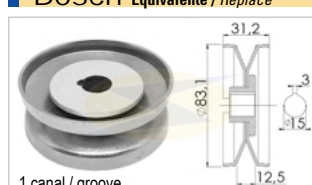
UF-3422 Equivalente / Replace: F 00M 991



SAIBA MAIS 169, F 00M 991 103 Alternador / Alternator: 1721- 0124555011, 1620 - 0 124 325 098, 0 124 515 103, 0 124 555 046
Aplicação / Application: MERCEDES-BENZ: 1218, 1622, 1632 LS, 1635, 2428, Atron, VOLKSWAGEN: Titan Tractor SCANIA: Ônibus Série P/G/R/T, Caminhões Série 4/5

Bosch Equivalente / Replace

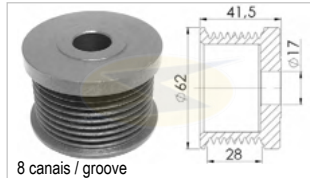
UF-3424 Equivalente / Replace: 409031095



SAIBA MAIS Dínamo / Dynamo:
Aplicação / Application: FIAT: Uno, CHEVROLET: Chevette, VOLKSWAGEN: Sedan, Brasília E Kombi (Para Veículos Que Trafegam Em Áreas Urbanas, Que Necessitam De Recarga Mais Rápida Para A Bateria) Utilizar Correia 10x888.

Para a aplicação desta polia, é indispensável a utilização de aruelas de aperto UF-5.505 (p. 155) / for the application of this pulley it is essential to use adjust washers UF-5.505 (p. 155)

Bosch Equivalente / Replace



UF-3.425


Equivalente / Replace: F 00M 991

177, F 00M 991 233, F 00M 991 237, F 000 BL2 393
Alternador / Alternator: 0124555016, 0124555007, 0 124 555 023, 0 124 555 042, 0 124 555 044, 0 124 555 087, 0 125 515 111, F 000 BL0 755, F 000 BL0 7B9, F 000 BL0 465, F 000 BL0 6H7, F 000 BL0 7H3, F 000 BL0 6H5

Aplicação / Application: **FORD:** Cargo (Cummins), **AGRALE:** MA8.5 E-tronic, MT12.0 LE E-tronic, MT12.0 SB

E-tronic, **IVECO:** EuroCargo 170 E21, **MERCEDES-BENZ:** 916 LO, Accele 815 / 1016, Atego 1419 / 1719 / 1726 / 1728 / 1729 / 2426 / 2428 / 2429, Atron 1319 / 1719 / 2324 / 2729, Axor 1933 / 2533 / 2826 / 2831, Motor BR900, O500 M / R / U, OF1219, OF1519, OF1519 R, OF1721, OF1724, OH1519, OH1621 L, **VOLKSWAGEN:** 8150 / 9150 / 15190 / 17210 / 17230 EOD Electronic, 16210 CO, 18330 OT, 26330 OTA, Constellation 13180 / 15180 / 17250 / 17330 / 19320 Titan / 19330 / 19370 / 19390 / 24250 / 24280 / 24330 / 25320 / 25370 / 25390 / 26260 / 26280 / 26390 / 31260 / 31280 / 31320 / 31330 / 31370 / 31390, Worker 9150 / 13170 / 13180 / 15170 / 15180 / 15190 / 17250 / 23250 / 24250 / 26260 / 31260E Eletronic, Com Cummins / With Cummins

Bosch Equivalente / Replace




UF-3.427

Equivalente / Replace: F 00M 991

101, F 00M 991 154
Alternador / Alternator: 0 124 325 136, 0 124 325 211, 0 124 325 064

Aplicação / Application: **FORD:** F-250, F-350, F-400, Cargo C 815 E / C 816 / C 1119 / C 1317 E / C 1517 E / C 1717 E / C 1722 E / C 2422 E / C 2428 E / C 2622 E / C 2628 E, F12000, F14000, F16000

Bosch Equivalente / Replace



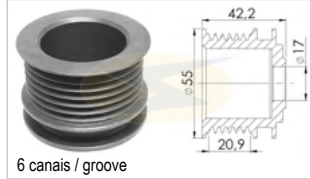
UF-3.430

Equivalente / Replace: F00LD1

429
Alternador / Alternator: F 00LD0 T1 28V 140AMP, F 000 LD0 205

Aplicação / Application: **MERCEDES-BENZ:** 1938 LS, 1944 S, 2638, Motor BR450 eletrônico, O500 MA / MDA / RS / RSD / RSDD / UA / UDA

Bosch Equivalente / Replace



UF-3.436

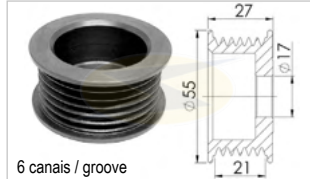
Equivalente / Replace: F 000 BL1

031, F 000 BL1 301
Alternador / Alternator: F 000 BL0 418, F 000 BL0 300, F 000 BL0 301, F 000 BL0 400, F 000 BL0 4C0

Aplicação / Application: **VOLKSWAGEN:** CrossFox 1.6 TotalFlex, Fox 1.0 TotalFlex / 1.6 TotalFlex, Gol 1.6 TotalFlex, Gol II 1.0 Mi / 1.0 Mi Special, Gol III 1.0 Mi / 1.0 Mi Turbo / 1.0 Mi TotalFlex, Gol IV 1.0 / 1.0 Ecomotion / 1.0

TotalFlex, Gol V 1.0 TotalFlex / 1.6 TotalFlex, Gol VI 1.6 TotalFlex, Golf III 2.0 Mi, Parati II 1.0 Mi, Parati III 1.0 Mi / 1.0 Mi Turbo, Polo 1.6 TotalFlex, Saveiro 1.6 TotalFlex, SpaceCross 1.6 TotalFlex, SpaceFox 1.6 TotalFlex, Voyage 1.0 Flex / 1.0 TotalFlex / 1.6 Flex / 1.6 TotalFlex, Passat, Polo, Suran (Todo / All S G5 1.6 Alternador 90a)

Bosch Equivalente / Replace



UF-3.441

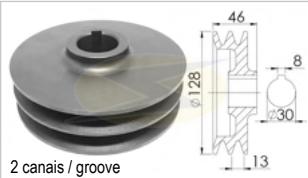
Equivalente / Replace: F 000 BL1

288, F 000 BL9 017, F 00M 991 007, F 00M 991 160
Alternador / Alternator: 0 124 515 023, 0 124 225 028, 0 124 225 029, 0 124 225 034, 0 124 515 082, 0 124 515 186, 0 124 525 015, 0 124 525 040, F 000 BL0 425, F 000 BL0 4A0, 12785605, 54705513, 93359978, 93359979, 94721926, 04C903023A

Aplicação / Application: **CHEVROLET-GM:** Astra 1.8

DOHC / 1.8 MPFi / 1.8 SOHC / 1.8i / 2.0 DOHC / 2.0 MPFi / 2.0 MPFi Flexpower / 2.0 MPFi Multipower / 2.0 SFi 16V / 2.0 SOHC / 2.0i / 2.0i 16V, Celta 1.0 MPFi / 1.0 VHC / 1.0 VHC Flexpower / 1.0i / 1.4 MPFi, Classic 1.0 VHC / 1.0 VHC Flexpower / 1.0 VHCe Flexpower, Corsa 1.0 MPFi / 1.6 EFI / 1.6 MPFi / 1.6 MPFi 16V, Vectra 1.8i / 2.0 / 2.0 DOHC / 2.0 Flexpower / 2.0 GSi 16V / 2.0 MPFi / 2.0 SFi 16V / 2.0 SOHC / 2.0i / 2.0i 16V / 2.2 / 2.2 16V / 2.2 DOHC / 2.2 SFi 16V / 2.2 SOHC / 2.4 16V Flexpower / 2.4 DOHC / 2.4 SOHC, Zafira 2.0 MPFi / 2.0 MPFi Flexpower / 2.0 MPI / 2.0 SFi 16V / 2.0i SFi 16V, Blazer, **FIAT:** Palio 1.0 MPI 8V / 1.0 MPI 8V 6 Marchas / 1.5 MPI 8V / 1.6 MPI 8V / 1.6 SPI 8V, Palio Weekend 1.0 MPI 8V 6 Marchas / 1.6 MPI 8V, Siena 1.0 MPI 8V 6 Marchas / 1.6 MPI 8V, Strada 1.6 MPI 8V, **VOLKSWAGEN:** CrossFox, Fox, Gol V, Parati V, Up!, Saveiro V, SpaceCross, SpaceFox, Voyage V.

Bosch Equivalente / Replace



UF-3.426

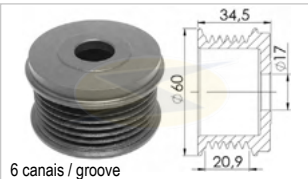
Equivalente / Replace: 9 121 456 199

Alternador / Alternator: 9 120 456 003 140A, 9 120 456 044, 9 120 456 046, 9 120 456 047, 9 120 456 048, 9 120 456 049, 9 120 456 050, 9 120 456 052, F 000 LD0 200, F 000 LD0 208

Aplicação / Application: **SCANIA:** F 112 HL, K 113, K 113 CL, K 113 CL / TL, K 113 HL, K 113 TL, K 113 AL, K 113 AL / CL, S 113CL, S 113, **MERCEDES-BENZ:** O 400 RS, O 400

RSD, O 400 RSL, OHL 1628L, OHL 1635, Equipamentos De Refrigeração, 1620 L, 1728, 2423, 2428, Motor BR400 / BR450 eletrônico, O400 UP / UPA, O500 M / R / RS / RSD / U, OHL1365, OHL1624, OHL1625, OHL1628, OHL1630

Bosch Equivalente / Replace

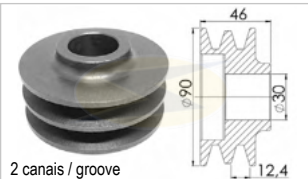


UF-3.428

Equivalente / Replace: F00M

991321, F 00M 991 127, F 00M 991 147
Alternador / Alternator: 0 124 515 100
Aplicação / Application: **FIAT:** Ducato, Daily, **CITROEN:** Jumper

Bosch Equivalente / Replace



UF-3.435

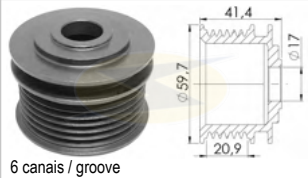
Equivalente / Replace:

Alternador / Alternator: 0 120 689 571, 9 120 456 053, F 000 LD0 212

Aplicação / Application: **MERCEDES-BENZ:** Séries 14t, 18t, 20t, 25t, 26t, 33t, 41t, O, OH, 1422 L, Actros 1835 AK / 1840 / 1840 AK / 1840 L / 2031 / 2031 A / 2035 A / 2040 / 2040 A / 2531 L / 2535 L / 2540 L / 2543 L / 2631 / 2631 L / 2635 / 2635 L / 2640 / 2640 L / 2643 / 2643 L

/ 3231 / 3235 / 3240 / 3243 / 3331 / 3331 A / 3335 / 3340 / 3340 A / 3343 / 3343 A / 4140 / 4140 A / 4143 / 4143 A, O345, O345 G, O350 Turismo, O402, O402 F, O404, O405, O405 E, O405 G, O405 GN, O405 GNTD, O405 GT, O405 GTD, O405 N, O405 N1, O407, O408, O530 GN3, O530 GN3 UESTRA, O530 GN3 UESTRA, O530 GNUM3, O530 N3, O530 N3 Lang, O530 N3 uestra, O530 NUE3, O550 Euro 3, O560 Euro 2, O580 RH15, O580 RHD15, O580 RHD17, OH1421 L, OH1628 L, **CLIMABUSS:** Sistemas De Ar-Condicionado/ Air-Conditioning System (Alternadores T1 / Alternators T1 140 Amp)

Bosch Equivalente / Replace



UF-3.437

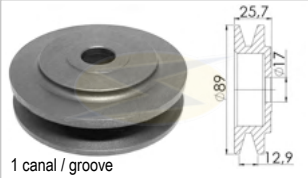
Equivalente / Replace: F000BL1515

Alternador / Alternator: F000BL0408, F 000 BL0 4E9, 23 100 7633 R

Aplicação / Application: **RENAULT:** Duster 1.6 16 Hi-Flex, Logan 1.6 16V Hi-Flex / 1.6 Hi-Power Flex / 1.6 Hi-Torque Flex, Mégane II 1.6 16V Hi-Flex / Grandtour 1.6 16V Hi-Flex, Sandero 1.6 16V Hi-Flex / 1.6 Hi-Power / 1.6 Hi-Power Flex / 1.6 Hi-Torque Flex, Symbol 1.6 16V Hi-Flex

/ 1.6 Hi-Torque Flex, Clio, Kangoo 1.6 16v (2010-)

Bosch Equivalente / Replace



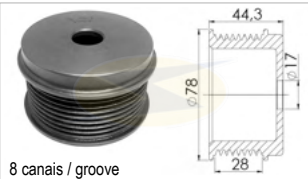
UF-3.438

Equivalente / Replace:

Alternador / Alternator: 0 124 325 110, F 00M 991 209

Aplicação / Application: **FIAT-ALLIS:** Retroescavadeira FB80.2 / FB100.2, **NEW HOLLAND:** TC 55 / 57 UTILITY / S7630 / S8030, Colheiteadeira TC55 / TC57, Trator 4630 / 5030 / 5630 / 6630 / 7630 / 7830 / 8030

Bosch Equivalente / Replace




UF-3.443

Equivalente / Replace: F 00M 991

182, P39418
Alternador / Alternator: 0 124 555 017, 0 124 555 036, 204 663 15, 208 493 50, 208 502 36, 214 297 81, 214 297 82

Aplicação / Application: **VOLVO:** FH12 / NH12 / FM / B10M / B12B / B7R, FH12/400 / 440 / 480 / 520 / 750, FH16/400 / 440 / 480 / 520 / 750

Bosch Equivalente / Replace



10 canais / groove

UF-3448 Equivalente / Replace: 2129404

Alternador / Alternator: 0 124 655 347, 0 124 655 348, 2324156

Aplicação / Application: **SCANIA:** P124 série 5 / série 6, R124 série 5 / série 6, T124 série 5 / 6.

Bosch Equivalente / Replace



8 canais / groove

UF-3449 Equivalente / Replace: F 00M 991 135

Alternador / Alternator: 0 124 555 008, 0 124 555 034, 0 124 655 007, 0 124 655 026

Aplicação / Application: **SCANIA:** G480, P114, P322, R114, R124, R580, T113, T124, F113 HL, K124

Bosch Equivalente / Replace



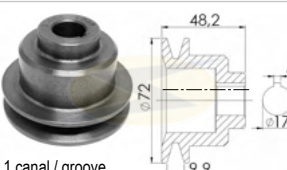
8 canais / groove

UF-3450 Equivalente / Replace: F 00M 991 207

Alternador / Alternator: 0124325115, 0124355 001

Aplicação / Application: **CASE:** Motoniveladora 845 B / 865 B / 885 B, Pá carregadeira W20 E. **CUMMINS:** Motores estacionários, **KOMATSU:** Escavadeira PC150SE, Motoniveladora A835 (Dresser) / A855 (Dresser) / GD523A / GD523R / GD623A / GD623R, Pá carregadeira WA180 / WA320, Trator de esteiras D41A / D41E / D41P

Bosch Equivalente / Replace




1 canal / groove

UF-3451 Equivalente / Replace: 9 121 450 493, WAPSA: 404031

Alternador / Alternator: 9 120 400 000, 9 120 450 041, 9 120 450 110

Aplicação / Application: **KUBOTA:** Máquinas diversas, **VOLKSWAGEN:** Gol, Kombi, Parati, Passat, Saveiro, Voyage

Bosch Equivalente / Replace



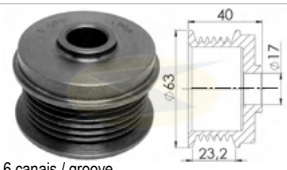
1 canal / groove

UF-3452 Equivalente / Replace: 9 122 080 347

Alternador / Alternator: 9 120 080 163, 9 120 080 164, 9 120 080 185, 9 120 080 206, 9 120 080 214

Aplicação / Application: **FORD:** Belina II 1.6, Corcel II 1.6, Del Rey 1.6, Escort 1.6, Escort Hobby 1.0 / 1.6, Pampa 1.6 / 1.6 4x4, Verona 1.6, **VOLKSWAGEN:** Gol 1.0 / 1.6, Gol II 1.0i, Logus 1.6, Parati 1.6, Saveiro 1.6

Bosch Equivalente / Replace



6 canais / groove

UF-3453 Equivalente / Replace:

Alternador / Alternator:

Aplicação / Application: **FIAT:** Ducato 2.8 TD

Bosch Equivalente / Replace




5 canais / groove

UF-3454 Equivalente / Replace:

Alternador / Alternator:

Aplicação / Application: **FIAT:** Palio 1.8, Siena 1.8, Strada 1.8

Bosch Equivalente / Replace



11 canais / groove

UF-3456 Equivalente / Replace: **BOSCH:** F 00M 147 743, F 00M 991 120, **DELCO:** 19070112, **MBB:** A0001500260

Alternador / Alternator: **BOSCH:** 0 124 555 004, 0 124 555 022, 0 124 655 004, **DELCO:** 19070009, 19070015

Aplicação / Application: **MERCEDES-BENZ:** Actros, Atego, Axor

Bosch Equivalente / Replace



8 canais / groove

UF-3457 Equivalente / Replace: F 00M 991 199, F 00M 991 161, F 000 BL2 383

Alternador / Alternator: **BOSCH:** 0 124 325 067, 0 124 325 107, 0 124 325 109, F 000 BL0 475, F 000 BL0 4D1, F 000 BL0 4E5

Aplicação / Application: **FORD:** Cargo C 712 / 815 / 915 / 1317 / 1517 / 1521 / 1717 / 1721 / 1722 / 1731 / 2422 / 2622 / 2626 / 2631 / 2831 / 3222 / 4031 / 4031 Max Ton / 4331 / 4331 S Max Ton

/ 5031, F12000, F14000, F16000, **VOLKSWAGEN:** 8120 OD, 15210, 23210, Delivery 5140 / 5140 E / 7110 / 7120 / 8120 / 8150 / 8150 E / 13150 / 13180 / 15180 / 17180, Worker 8120, B5140, B7110, B7120, B8120, B8150, B13150, B13180, B15180, B17180, VolksBus 5140 EOD, 15.190 EOD 4.7, 17.210 OD 6.4, 17.230 EOD 7.1, 17.260 EOT 7.1, 17.280 OT 6.9, 8120 OD, 18.310 OT 8.3, 5.140 EOD 3.0, 8.120 OD 4.3, 8.150 EOD 3.0, 8.150 EOD 4.7, 9.150 EOD 4.7, 9.150 OD 4.3

Bosch Equivalente / Replace



2 canais / groove

UF-3458 Equivalente / Replace: **MBB:** 343 155 7215, 343 155 7115, 343 155 7013, 343 155 7118

Alternador / Alternator:

Aplicação / Application: **MERCEDES-BENZ:** Caminhões 1618, 1620, 1630, 1935, 2325, 2635.

Bosch Equivalente / Replace




6 canais / groove

UF-3462 Equivalente / Replace: **BOSCH:** F 00M 991 004, F 00M 991 358, **VW:** 038903119B, **CARGO:** 139932

Alternador / Alternator: 0 123 510 065, 0 124 315 003, 0 124 315 004, 0 124 315 005, 0 124 315 007, 0 124 315 008, 0 124 315 00E, 0 124 315 030, 0 124 315 031, 0 124 315 035, 0 124 315 036, 0 124 325 003, 0 124 325 016, 0 124 325 050, 0 124 325 051, 0 124 325 056, 0 124 325 057, 0 124 325 061, 0 124 325 074, 0 124 325 075, 0 124 325 094, 0 124 325 097, 0 124 325 111, 0 124 325 125, 0 124 325 138, 0 124 515 012

Aplicação / Application: **AUDI:** A3 1.9 TDi 8V (1996-2002), **SEAT:** Alhambra 1.8 Turbo 20V (1998-2010), **SKODA:** Octavia 1.9 SDi 8V (1997-2003), Octavia 1.9 TDi 8V (1996-2010), **VW:** Golf 1.9 SDi 8V (1997-2004), Golf 1.9 TDi 8V (1997-2005), Golf 2.3 VR5 10V (1997-2001), Golf 2.3 VR5 syncro 10V (1998-2000), Golf Estate Variant 1.9 SDi 8V (1997-2006), Golf Estate Variant 1.9 TDi 8V (1999-2006), Golf Estate Variant 2.3 VR5 10V (1999-2001), Golf Estate Variant 2.3 VR5 syncro 10V (1999-2001), Golf Van Hatchback 1.9 TDi 8V (1997-2004), Golf Van Variant 1.9 TDi 8V (1999-2006), New Beetle 1.9 TDi 8V (1998-2005), Sharan 1.8 Turbo 20V (1997-2010),

Bosch Equivalente / Replace



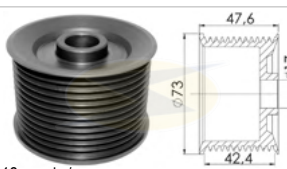
1 canal / groove

UF-3461 Equivalente / Replace: 6 033 GD5 060, **VW:** 049903119L

Alternador / Alternator: 0 120 469 729, 0 120 469 370, 0 120 469 760

Aplicação / Application: **AUDI:** 4000, **VOLKSWAGEN:** Fox, Gol 2.0 GTi, Gol II 2.0i, Golf II 1.8, Parati II 2.0i, Passat 1.6 / 2.0, Quantum 2.0 / 2.0i, Santana 2.0 / 2.0i.

Bosch Equivalente / Replace



12 canais / groove

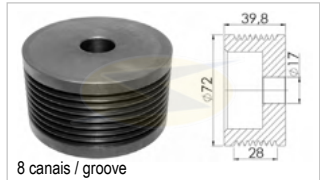
UF-3470 Equivalente / Replace: **BOSCH:** F 00M 061 013, **IVECO:** 42538272

Alternador / Alternator: **BOSCH:** 0 123 525 502, 0 120 689 571, F 000 LD0 212

Aplicação / Application: **IVECO:** Euro Trakker 190 E 38 F3BE0681G (2000 -> 2004), Trakker 380 T 38 F3BE0681GB (2004 -> 2006), Euro Trakker 410 E 38 F3BE0681G (2000 -> 2004), Euro Tech 440 E 40 F3AE0681BB (2001 -> 2004), Caminhões Strallis.

Bosch Equivalente / Replace

UF-3471 Equivalente / Replace:




Alternador / Alternator: BOSCH: 0 120 468 131, 0 120 468 132, SCANIA: 1336136, 1394969, 1358638, 1397038.

Aplicação / Application: SCANIA: F 94 c/m DSC (1998-), L 94 DSC (1998-), P 94 DSC (1998-), P 114 DC (1999-), PR 114/340 DSC (1996-), T 114 DC (1999-), T 114 DSC (1998-), R 114 DSC (1998-), T 114/340 DSC (1997-), PR 124/360 DC

(1995-), PR 124/360 DSC (1995-), PR 124/400 DSC (1995-), PR 124/420 DC (1995-), PR 124/420 DSC (1995-), PR 124/420 HPI DC (2002-), T 124/360 DSC (1995-), T 124/400 DC (1995-), T 124/400 DSC (1995-), T 124/420 DC (1995-), T 124/420 DSC (1995-), T 124/420 HPI DC (2002-), R 144/460 DSC (1996-2001), R 144/530 DSC (1996-2001), R 164/480 DC (2000-), R 164/580 DC (2000-), Motor DS 11.56/57/58/94/95/96/97 A (1997-), Motor DS 14.52 A (1997-), Motor DSC 14.57/61/62/63 A (1997-), Motor DSI 11.71/72 A (1997-), Motor DSI 14.72/77/79 A (1997-)

Bosch Equivalente / Replace

UF-3474 Equivalente / Replace:

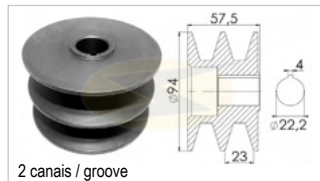


Alternador / Alternator: BOSCH: 0 124 325 064, 0 124 325 109

Aplicação / Application: FORD: Caminhões Cargo F250, F350, F4000 com motor 4BTAA Cummins 3.9.

Bosch Equivalente / Replace

UF-3480 Equivalente / Replace: 2Y8924

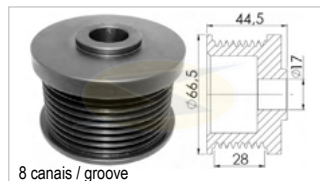


Alternador / Alternator: BOSCH: 9 120 080 128, 9 120 080 094, CATERPILLAR: 2Y8310, CUMMINS: 3353589, KOMATSU: 14401B2411, MAGNETI MARELLI: 943357258010

Aplicação / Application: CATERPILLAR: Tratores

Bosch Equivalente / Replace

UF-3484 Equivalente / Replace:




Alternador / Alternator: BOSCH: 0 124 625 029, 0 124 625 030

Aplicação / Application: JOHN DEERE: Colhedora de Grãos 3520 / 3522, Tratores 7225J / 7630 / 7730 / 7830 / 7930 / 8130 / 8230 / 8330 / 8320 / 8335, Cotton 9996

Bosch Equivalente / Replace

UF-3489 Equivalente / Replace:



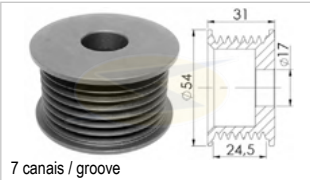
Alternador / Alternator: BOSCH: 0 124 325 118

Aplicação / Application: AGRALE: 4500 D D 229-3 (1994-), 5000 D D 229-4 (1994-), 6150 TD 229-6 (1999-), 7000 D D 229-4 (1993-), 7000 TDX 4.10 T (1996-), 7500 TD TD 229 EC-4 (1994-), motor MWM, AGRALE-DEUTZ: 6150 TD 229-6 (1999-), BX 100 TD 229 EC-4 (1990-2005), BX 130 D 229-6 (1990-2005), BX 4. 60 F 3 L 913,

BX 4. 90 D 229-4, BX 4.100 TD 229 EC-4, BX 4.130 D 229-6, BX 4.150 TD 229 EC-6, BX 60 F 3 L 913, BX 90 D 229-4, MA 7.5 T 4.10 TCA (1996-), GM: S10 2.8 Diesel 4.07 TCA (2000-2001), CUMMINS: 6 C-8.3 (1988), 6 CT-8.3 Muller TM 25 (1988), FIAT ALLIS: Retroscavadeira FB 80 D-229.4 (1992-), FOSSE: Ar-condicionado, MASSEY FERGUSON: MF 275, MF 292, MF 680, MERCEDES-BENZ: 1620, 710, 709, 1418, MUELLER: RT 62 H D 229-3 (1995-), RT 82 H D 229-3 (1990-2005), TM 12 TD 229 EC-6 (1989-2004), TM 14 TD 229 EC-4 (1989-2004), VAP 55 D 229-4 (19890-2004), VAP 55 TD 229 EC-4 (1992-), MWM DIESEL: D 225-3, D 225-4, D 229-3, D 229-4, D 229-4 STE (2002-), D 229-6 (1985-), TD 229 TD 229-6 (2002-), NEW HOLLAND: TL MWM MF 275 / 292 / 680, PUMA: 914 D 229-4 MWM (1995-), 7900 4.10 MWM (1996-), 7900 T 4.10 T MWM (1997-), VALMET: 1180 6 B 5.9 (1990-), VOLKSWAGEN: 7.110 4.10 TCA MWM Euro II (2002-), 7.120 4.10 TCA MWM Euro II (2002-), 8.120 4.10 TCA MWM Euro II (2000-2005), 8.150 4.10 TCA MWM Euro II (2000-), 9.150 OD 4.10 TCA MWM (2000-), 13.150 4.10 TCA MWM Euro II (2000-), 13.180 6.10 TCA MWM Euro II (2000-2005), 13.190 6 BTAA CUM Euro II (2001-), 15.180 6.10 TCA MWM Euro II (2000-2005), 15.190 6 BTAA CUM Euro II (2001-), 17.210 6 BTAA CUM Euro II (2000-), 17.210 6.10 TCA MWM (2000-), 17.220 6 CTAA CUM Euro II (2000-2005), 17.310 6 CTAA CUM Euro II (2001-), 23.210 6 BTAA CUM Euro II (2001-), 23.220 6 CTAA CUM Euro II (2001-), 26.220 6 CTAA CUM Euro II (2001-2005), 26.260 6 CTAA CUM Euro I (2002-), 26.310 6 CTAA CUM Euro II (2001-)

Bosch Equivalente / Replace

UF-3473 Equivalente / Replace:



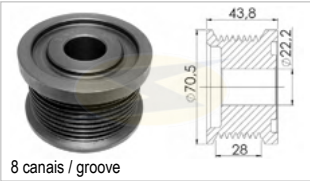
Alternador / Alternator: BOSCH: 9 120 080 212, 9 120 080 226, 9 120 080 230, F 000 LD0 100, F 000 LD0 112, F 000 LD0 114, F 000 LD0 115, F 000 LD0 120

Aplicação / Application: CHEVROLET GM: Blazer 2.5 Diesel (1997-2000), Blazer 2.8 Diesel (2001-2005), S10 2.5 4x4 Diesel (1995-2000), S10 2.5 Diesel (1995-2000), S10 2.8 Diesel (2001-2005), FORD: Caminhão F 1000 HSD

(1996-1998), Ranger 2.5 D (1997-2001), Ranger 2.8 D (2001-2006), MBB: Van 310 D Sprinter (1996-2001), 312 D Sprinter (1999-2001), 412 D Sprinter (1999-2001).

Bosch Equivalente / Replace

UF-3477 Equivalente / Replace:

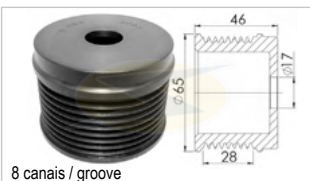


Alternador / Alternator: BOSCH: 0 124 525 186, CASE: 87715397

Aplicação / Application: CASE: Tratores MX 220, MX 230, MX 240, MX 270 c/m Cummins

Bosch Equivalente / Replace

UF-3483 Equivalente / Replace:

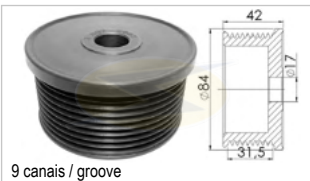


Alternador / Alternator: BOSCH: 0 124 555 009, 0 124 555 027, 0 124 555 028, 0 124 555 038, 0 124 555 077, 0 124 555 084, 0 124 655 008, 0 124 655 024, 0 124 655 057, 0 124 655 084, 0 124 655 086, 0 124 655 102

Aplicação / Application: VOLVO: Série B 9 Salf (2006-2011), FH 12.380 (1998-2003), FH 12.420 (1999-2003), FH 12.460 (1999-2003), FH 16.750 (2011-), Globetrotter (Globo Trator), B10 M (Eletrônico), B12 B (Eletrônico), FH12, FM 12.340 (2000-2003), FM 12.380 (2000-2003), FM 12.420 (2000-2003), NH 12.420 (2003-2006)

Bosch Equivalente / Replace

UF-3487 Equivalente / Replace: BOSCH:



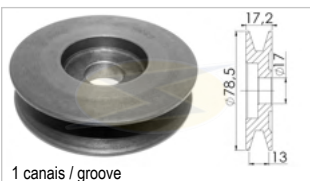
1 126 601 100, DELCO: 19025439, MBB: 0011551915, A0011551915

Alternador / Alternator: BOSCH: 6 033 GB3 019, 0 120 469 116

Aplicação / Application: MBB: 1938 S (2000-2005), 1944 S (2001-2005), LS 1938 (1998-2005), 2638 (1998-2005), Ac-tros II 2646 (2003-2008), Caminhões Eletrônicos 80 / 110A

Bosch Equivalente / Replace

UF-3488 Equivalente / Replace:



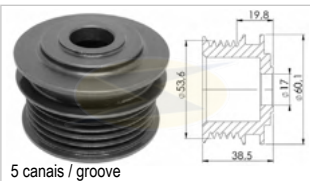
Alternador / Alternator: BOSCH: 0 124 324 124

Aplicação / Application: VALMET: Tratores, Máquinas Agrícolas 600 / 700 / 800 / 900 / 1100 / 1880,

VALTRA: 700 (2001-2006), 800 (2001-2006), 900 (2001-2006), 985 (2001-2006), BL 77 (2003-2008), BL 88 (2003-2008)

Bosch Equivalente / Replace

UF-3500 Equivalente / Replace: F 000



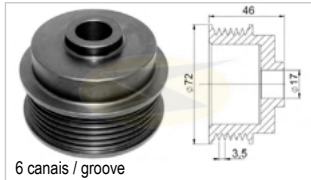
BL1 068

Aplicação / Application: FIAT: Doblo 1.3, Fiorino 1.3 / 1.4, Grand Siena 1.4, Idea 1.4, Palio 1.0 / 1.3 / 1.4, Palio Weekend 1.0 / 1.3 / 1.4, Punto 1.4, Siena 1.0 / 1.3 / 1.4, Strada 1.3 / 1.4, Uno Economy 1.4, Uno Mille 1.0 MPI (2001-2005), Uno Mille 1.0 MPI Flex

(<2005), Uno Furgoneta 1.0 Flex (2014-), Uno Furgoneta 1.3 MPI 8V (2004-2005), Uno Furgoneta 1.4 Flex (2014-)

Bosch Equivalente / Replace

UF-3504 Equivalente / Replace: **BOSCH:** F

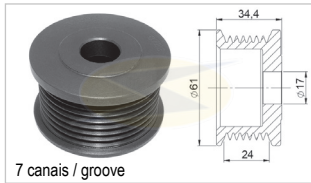


SAIBA MAIS 00M 991 055, F 00M 991 038, **IVECO:** 42533820, 42534866, **RENAULT:** 5001850092
Alternador / Alternator: **BOSCH:** 0 120 000 019, 0 123 320 066, 0 123 515 031, 0 124 320 001, 0 124 320 002, 0 124 510 001, 0 124 515 044, 0 124 325 054
Aplicação / Application: **IVECO:** 29 L 11 2.8 (1999-2002), 29 L 13 2.8 (2001-2004), 29 L 9 2.8 (1999-2006), 29 L 9

V 2.8 (2001-2006), 35 C 11 2.8 (1999-2006), 35 C 15 2.8 (2001-2002), 35 C 9 2.8 (1999-2006), 35 S 11 2.8 (1999->), 35 S 13 2.8 (1999-2006), 35 S 9 2.8 (1999-2006), 40 C 15 2.8 (2001-2006), 50 C 11 2.8 (1999-2006), 50 C 13 2.8 (1999->), 50 C 15 2.8 (1999-2006), 65 C 15 2.8 Diesel (2001-2004), Daily 2.8 CNG (1999-2007), **MULTICAR:** M26 2.8 (2003->), **RENAULT:** Mascott 110.35 2.8 (1999-2004), Mascott 110.50 2.8 (1999-2004), Mascott 110.55 2.8 (1999-2004), Mascott 110.60 2.8 (1999-2004), Mascott 130.35 2.8 (1999-2004), Mascott 130.55 2.8 (1999-2004), Mascott 130.65 2.8 (1999-2004), Mascott 140.35 2.8 (2001-2004), Mascott 140.65 2.8 (2001-2004), Mascott 150.35 2.8 (2001-2004), Mascott 150.55 2.8 (2001-2004), Mascott 150.65 2.8 (2001-2004), Mascott 90.35 2.8 (1999-2001)

Bosch Equivalente / Replace

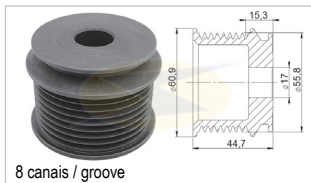
UF-3508 Equivalente / Replace:



SAIBA MAIS **Alternador / Alternator:** **BOSCH/SEG:** F 000 BLO 4M0, F 000 BLO 4L9
Aplicação / Application: **NISSAN:** Kicks 1.6 Flex (2016)

Bosch Equivalente / Replace


UF-3510 Equivalente / Replace: F 000



SAIBA MAIS 991 227
Alternador / Alternator:
Aplicação / Application: **JOHN DEERE**

Bosch Equivalente / Replace

UF-3512 Equivalente / Replace: **BOSCH:**

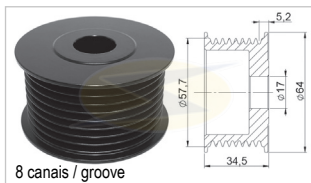


SAIBA MAIS F 00M 991 275
Alternador / Alternator: **BOSCH:** 0 124 325 048, 0 124 625 177

Aplicação / Application: **FIAT:** Doblo (2002->), Fiorino Furgao 1.0 (2002->), Fiorino Furgao 1.3 (2002->), Fiorino Furgao 1.4 (2002->), Idea 1.0 (2002->), Idea 1.4 Flex (2002->), Palio 1.0 (2002->), Palio 1.3 (2002->), Palio 1.4 (2002->), Siena 1.0 (2002->), Siena 1.3 (2002->), Siena 1.4 (2002->), Strada 1.0 (2002->), Strada 1.3 (2002->), Strada 1.4 (2002->), Uno 1.0 (2002->), Uno 1.3 (2002->), Uno 1.4 (2002->).

Bosch Equivalente / Replace

UF-3514 Equivalente / Replace: F000BL2394

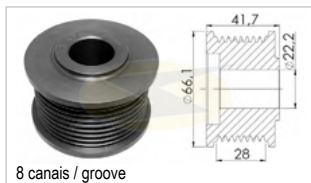


SAIBA MAIS **Alternador / Alternator:** **BOSCH:** F000BL0771, F000BL0772.

Aplicação / Application: **FORD:** Cargo C 1317 / 1319 / 1517 / 1519 / 1717 / 1719 / 1722 / 1723 / 1832 / 1932 / 1932 / 1933 / 2422 / 2423 / 2428 / 2429 / 2622 / 2623 / 2628 / 2629 / 2632 / 2633 / 2932 / 3132 / 3133 / 4432 / 4532 / 5032 / 6332

Case Equivalente / Replace

UF-3478 Equivalente / Replace: 86976071

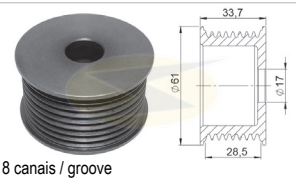


SAIBA MAIS **Alternador / Alternator:**
Aplicação / Application: **CASE:** Motor / engine Cummins, **CITROEN:** Jumper, **NEW HOLLAND:** Tratores / Tractors

8 canais / groove

Bosch Equivalente / Replace

UF-3506 Equivalente / Replace: **BOSCH:**

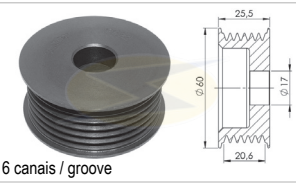


SAIBA MAIS F 00M 991 327
Alternador / Alternator: **BOSCH:** 0 124 325 191, 0 124 515 129, 0 124 515 137

Aplicação / Application: **JOHN DEERE:** 6515, 7165J, 7185J, 6110J, 6615, 7515, 6415, 6145, 6165J, 6520L, 7130, 7165J, 7180J, 7185, 7185J, 7220, 7230, 6615, 6715, 7715, 6430, 165J, 180J, 185J

Bosch Equivalente / Replace

UF-3507 Equivalente / Replace: **BOSCH:**

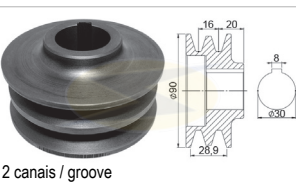


SAIBA MAIS F 00M 991 323
Alternador / Alternator: **BOSCH:** 0 124 315 016, 0 124 315 045, 0 124 315 049, 0 124 315 025

Aplicação / Application: **TOYOTA:** Corolla 1.4 (2000-2004), Corolla 1.4 VVTi (2002->), Corolla 1.6 VVTi (2002-2004), Corolla 1.6 (2000-2002), Avensis 1.6 VVTi (2003->), Avensis 1.8 (2003->), Avensis 1.8 i 16V (2000-2003)

Bosch Equivalente / Replace

UF-3509 Equivalente / Replace:



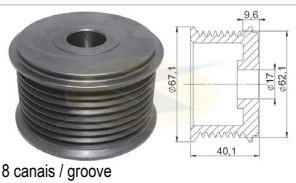
SAIBA MAIS **Alternador / Alternator:** **BOSCH:** 0 120 689 530, 0 120 689 535, 0 120 689 548, 0 120 689 552, 0 120 689 566, 0 120 689 571, 0 120 689 574, 0 120 689 587, 0 986 038

290, 0 986 041 640, F 04R 301 172, 9 120 456 053, F 000 LD0 212 (1984), 1850 14.6 (1987-1996), 2534 9.6 (1987-1996), 2538 14.6 (1991-1996), 2550 14.6 (1987-1996), 3550 14.6 (1992-1996),

O 303 (1987-1992), O 345 12.0 (2001->), O 350 (1995-2006), O 402 6.0 (1986-2001), O 404 (1991-1999), O 405 (1985-2001), O 407 12.0 (1987-2001), O 408 12.0 (1991-2001), O 530 (1998-2004), O 580 RH (1999-2006)

Bosch Equivalente / Replace

UF-3511 Equivalente / Replace:




SAIBA MAIS **Alternador / Alternator:** **BOSCH:** 0 124 625 029, 0124 625 030, F 00E 100 154, **JOHN DEERE:** RE210793, SE501834, AXE17691, **LUCAS:** LRA03284, LRA3284.

Aplicação / Application: **JOHN DEERE:** 7760, 9430, 9530, 9630, 4730, 4830, 4930, Tratores 7630, 7730, 7830, 7930, 8130, 8330

Bosch Equivalente / Replace

UF-3513 Equivalente / Replace:

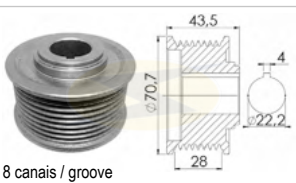


SAIBA MAIS **Alternador / Alternator:** **BOSCH:** F 000 BLO 4K4

Aplicação / Application: **Motores:** MWM Gerador, MWM Moto Bomba, MWM Agrale Volare, MWM Plataformas, MWM Motor Estacionário, MWM Caminhão VW

Case Equivalente / Replace

UF-3466 Equivalente / Replace: 87452704



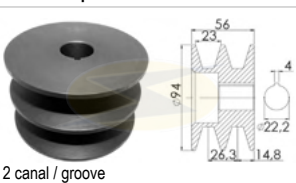
SAIBA MAIS **Alternador / Alternator:**

Aplicação / Application: **CASE:** Colheiteadeira 2366 -2377- 2388, Modelos MX215, MX245, MX275, MX305, (MX210, MX230, MX255, MX285, STX325, STX275), **VW**

8 canais / groove

Caterpillar Equivalente / Replace

UF-3493 Equivalente / Replace: 2Y8924



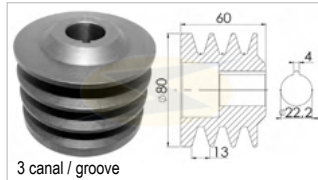
SAIBA MAIS **Alternador / Alternator:**

Aplicação / Application: **CATERPILLAR:** 320C

2 canal / groove

Caterpillar Equivalente / Replace

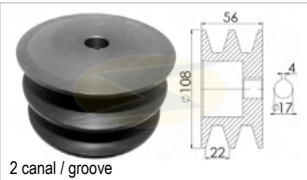
UF-3494 Equivalente / Replace: 8X1805



Alternador / Alternator:
Aplicação / Application: **CATERPILLAR:**
3116, 3126, 3306, C7, Motoniveladora 120H / 120H ES /
120H NA / 120K / 12H / 12H ES

Caterpillar Equivalente / Replace

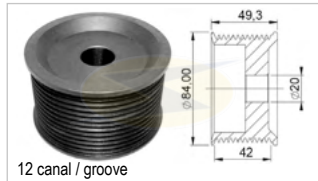
UF-3495 Equivalente / Replace: SF7609



Alternador / Alternator:
Aplicação / Application: **CATERPILLAR**

Caterpillar Equivalente / Replace

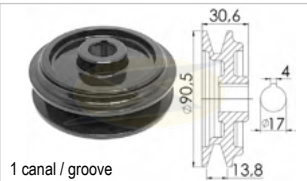
UF-3496 Equivalente / Replace:



Alternador / Alternator:
Aplicação / Application: **CATERPILLAR:** Es-
cavadeira Hidráulica 320B / 320C / 320D.

Delco Equivalente / Replace

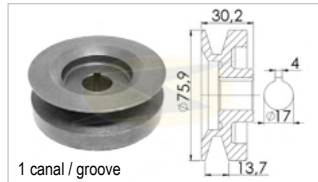
UF-3311 Equivalente / Replace: 7331171



Alternador / Alternator:
Aplicação / Application: **CHEVROLET-GM:**
Pick-up D10 - (1979→)

Delco Equivalente / Replace

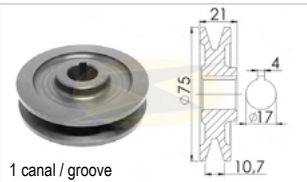
UF-3312 Equivalente / Replace: 7320683



Alternador / Alternator:
Aplicação / Application: **CHEVROLET-GM:**
C10 - 6 Cil. - 67 A 81, Caminhões / Trucks - A14c / C14c

Delco Equivalente / Replace

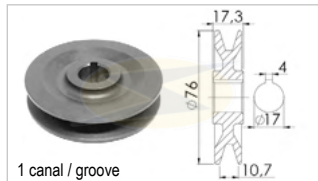
UF-3313 Equivalente / Replace: 7322421



Alternador / Alternator:
Aplicação / Application: **CHEVROLET-GM:**
Opala (1969→ 1974), Pick-up - A10 / C10 - 4 CIL. (1976→)

Delco Equivalente / Replace

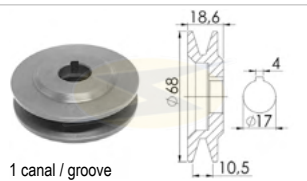
UF-3314 Equivalente / Replace: 7332366



Alternador / Alternator:
Aplicação / Application: **CHEVROLET-GM:**
Chevette (1973→) Opala (1975→)

Delco Equivalente / Replace

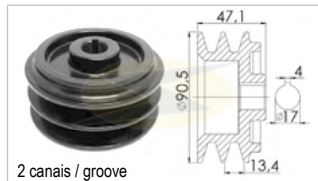
UF-3316 Equivalente / Replace: 94632531



Alternador / Alternator:
Aplicação / Application: **CHEVROLET-GM:**
Monza

Delco Equivalente / Replace

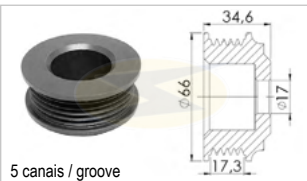
UF-3317 Equivalente / Replace: 94648532



Alternador / Alternator:
Aplicação / Application: **CHEVROLET-GM:**
A10 / C10 / D20 / D40 - Todos C/ I All W/ Direção Hidráulica

Delco Equivalente / Replace

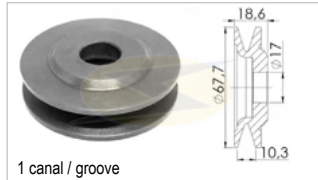
UF-3340 Equivalente / Replace: 93205378



Alternador / Alternator:
Aplicação / Application: **CHEVROLET-GM:**
Kadett (1991→) C/ Direção Hidráulica, Monza, C20

Delco Equivalente / Replace

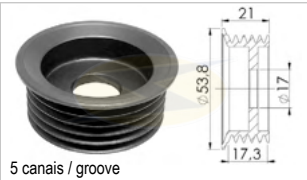
UF-3439 Equivalente / Replace:



Alternador / Alternator:
Aplicação / Application: **CHEVROLET-GM:**
Opala, D-20

Delco Equivalente / Replace

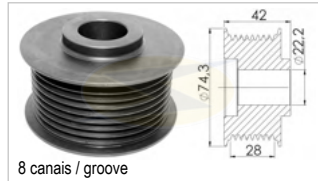
UF-3442 Equivalente / Replace:



Alternador / Alternator: 94751297
Aplicação / Application: **CHEVROLET-GM:**
Onix, Sonic, Prisma

Delco Equivalente / Replace

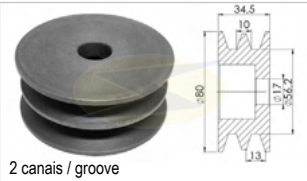
UF-3475 Equivalente / Replace: 10510992



Alternador / Alternator: **DELCO:** 8600054,
86000534, 19011 108, **VW:** 2Z0903015C,
CUMMINS: 4016557
Aplicação / Application: **VW:** Ônibus Queops Evolution
(18320 EOT) com motor Cummins ISC 8,3L Diesel

Delco Equivalente / Replace

UF-3499 Equivalente / Replace:




Alternador / Alternator: **DELCO:** 19070007,
19070008, 1907 0009, 1970019, 19070021
Aplicação / Application: **MBB:** 1016 4.3, 1017 4.2/4.3,
1018 4.2/ 4.3, 1022 4.8, 1023 6.4, 1024, 1215 4.3, 1222 4.8,
1223 6.4, 1226 7.2, 1229 7.2, 1318 4.3, 1318 6.0, 1322 4.8,
1323 6.4, 1324 6.4/7.2, 1325 AF 6.4, 1326 6.4/7.2, 1328
6.4, 1329 6.4/7.2, 1517 4.2, 1518 4.2/4.3, 1522 4.8, 1523

6.4, 1524 6.4, 1526 6.4/7.2, 1528 6.4, 1529 6.4/7.2, 1718 M 4.3, 1823 6.4...

*Para ver todas aplicações visite www.unifap.com.br / To see all applications visit: www.unifap.com.br

Denso Equivalente / Replace




4 canais / groove

UF - 3.455 Equivalente / Replace:

Alternador / Alternator: **DENSO**: 1210411920,
FIAT: 5100084
Aplicação / Application: **FIAT**: Palio, Siena, Strada, Uno

Denso Equivalente / Replace

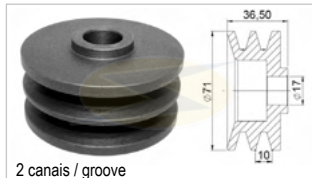


5 canais / groove

UF - 3.469 Equivalente / Replace: **DENSO**:

1210411370
Alternador / Alternator: _____
Aplicação / Application: **FIAT**: Palio e Fire, Uno, Siena, Strada, Punto.

Denso Equivalente / Replace

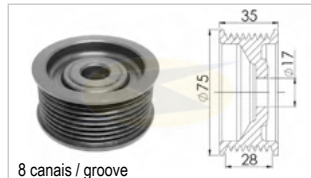


2 canais / groove

UF - 3.505 Equivalente / Replace: 580139-

3938, 5043387679
Alternador / Alternator: _____
Aplicação / Application: **IVECO**: Motores S8000 (sem ar condicionado), **NEW HOLLAND**: TL, TL 70, TL 80, TL 90, TL 100.

Ford / Motorcraft Equivalente / Replace

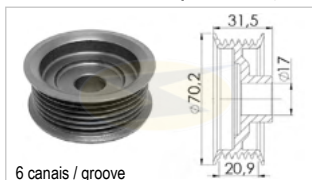


8 canais / groove

UF - 3.393 Equivalente / Replace: F5TU-AA

Alternador / Alternator: **AC** F6HU-AA, 98111216
Aplicação / Application: **FORD**: F250 C/ Alternador / W/ Alternator Motorcraft

Ford / Motorcraft Equivalente / Replace




6 canais / groove

UF - 3.399 Equivalente / Replace: F0TU

A2A
Alternador / Alternator: F6TU97081905 (14V - 105A)
Aplicação / Application: **FORD**: Ranger 4.0 V6 Gas

Iskra Equivalente / Replace

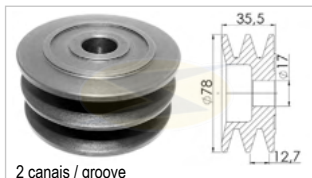


2 canais / groove

UF - 3.479 Equivalente / Replace:

Alternador / Alternator: **ISKRA**: 11 204 618
Aplicação / Application: **MWM**: MF 86 / 96 / 200 / 250 / 255 / 262 / 275 / 283 / 290 / 291 / 400 / 400X / 415 / 420DS / 425 / 435 / 440 / 445 / 450 / 455 / 460 / 500 / 2600 / 4200 / 4265 / 4275 / 4283 / 4290 / 4291 / 4292 / 5200 / 5300, MX 720 / 750

Iskra Equivalente / Replace

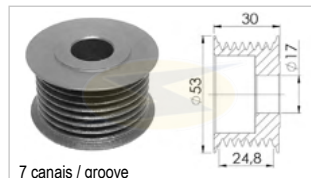


2 canais / groove

UF - 3.491 Equivalente / Replace:

Alternador / Alternator: _____
Aplicação / Application: **MASSEY FERGUSSON**: Trator / Tractor MF680 - motor Sizu.

Magneti Marelli Equivalente / Replace

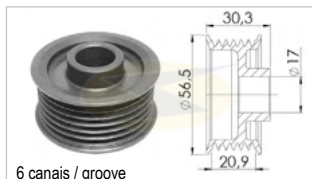


7 canais / groove

UF - 3.421 Equivalente / Replace: 54022 66

10, 54022 66 11
Alternador / Alternator: _____
Aplicação / Application: **LAND ROVER**

Mitsubishi Equivalente / Replace

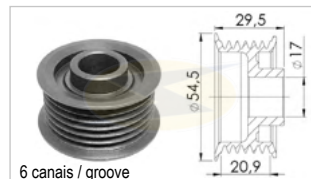


6 canais / groove

UF - 3.397 Equivalente / Replace:

Alternador / Alternator: A 005 TA 2591, A 002 T8 2091, 96 MF 10300 DC
Aplicação / Application: **FORD**: Courier C/ Motor / W/ Engine Zetec, Alternador / Alternator Mitsubishi - 14v 70a E Alternador Hitachi - 14v 70A / 1.4, Fiesta 1.4, Ka, Ecosport, **HONDA**: Civic, Fit, Jazz

Mitsubishi Equivalente / Replace

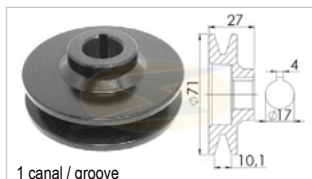


6 canais / groove

UF - 3.398 Equivalente / Replace: XS6U A2A

Alternador / Alternator: XS6110300AA, 2S6TFC
Aplicação / Application: **FORD**: Courier 1.0 / 1.3i / 1.6, Courier Van 1.6i / 1.6i Flex, EcoSport 1.0i Super-charger / 1.6i Zetec RoCam, Escort 1.6 SOHC / 1.6 SW Zetec RoCam, Fiesta 1.0 SOHC / 1.0 Zetec RoCam / 1.0i / 1.0i Flex / 1.3i / 1.6 SOHC / 1.6 Zetec RoCam / 1.6i / 1.6i Flex, Fiesta Sedan 1.0i / 1.0i Flex / 1.6i / 1.6i Flex, Focus 1.6i, Ka 1.0 SOHC / 1.0 Zetec RoCam / 1.0i / 1.0i Flex / 1.3i / 1.6 SOHC / 1.6 Zetec RoCam / 1.6i / 1.6i Flex.

Mitsubishi Equivalente / Replace

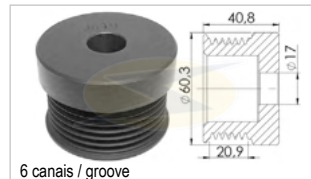


1 canal / groove

UF - 3.404 Equivalente / Replace:

Alternador / Alternator: _____
Aplicação / Application: **MITSUBISHI**: Empilhadeira / Forklift Com Alternador Mitsubishi

Mitsubishi Equivalente / Replace

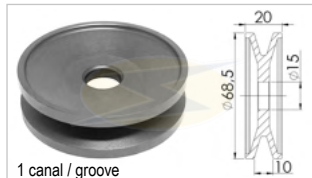


6 canais / groove

UF - 3.419 Equivalente / Replace:

Alternador / Alternator: _____
Aplicação / Application: **CATERPILLAR**: 320

Mitsubishi Equivalente / Replace

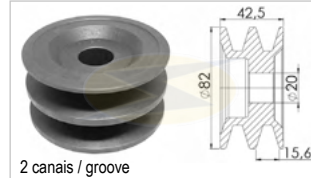


1 canal / groove

UF - 3.423 Equivalente / Replace:

Alternador / Alternator: 23100 - 50K 10 A 7 T 03371 A - 12V, A007T03371A
Aplicação / Application: **NISSAN**: Empilhadeiras / Forklift

Mitsubishi Equivalente / Replace



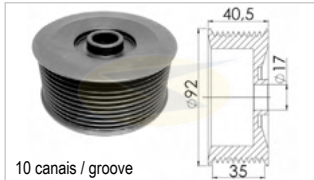
2 canais / groove

UF - 3.434 Equivalente / Replace:

Alternador / Alternator: A4TU3586, A4T66785, A4TU3521, A4TU7686, **CATERPILLAR**: 10R2576, 3436802300, 518085, **HYUNDAI**: XJAF00531
Aplicação / Application: **CATERPILLAR**: 320, 50A, 24V, Escavadeira 320 E 320L, 50A 24V, 315, 320B, 320C, 320D, **MBB**: Eletrônico 1620, 710, 709, 1418, **NEW HOLLAND**: Trator TL MWM MF 275, 292, 680.

Mitsubishi Equivalente / Replace

UF-3447 Equivalente / Replace:



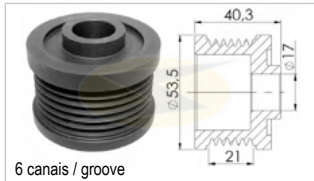
10 canais / groove

Alternador / Alternator: **MITSUBISHI:** A004TR5691, A004 TR5691ZT, A004TR5491, **ZM:** 90 302 01, 90 302 02, **SCANIA:** 1884268, 1888010, 573015, SC0573015
Aplicação / Application: **SCANIA:** G 440 1633 12.7L motor DC 13.10 (2008), G 480 motor DC13.07 12742ccm (2008-2015), P 480 motor DC13.07 12742ccm (2008-2015), R 480 motor

DC13.07 12742ccm (2008-2015), Serie 5 (2010), Serie 6 (2010)

Mitsubishi Equivalente / Replace

UF-3464 Equivalente / Replace: **CARGO:** 333



6 canais / groove

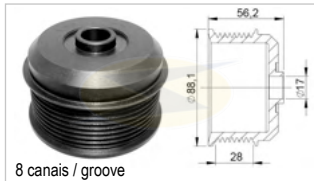
Alternador / Alternator: **MITSUBISHI:** A002TG0881ZC, A002TG1581, A002TG1581AC, A002TJ0281, A002TJ0281ZE, A002TJ 0581, A002TJ1381, **INA:** 354541, F557045, F55704501, **LESTER:** 79033027, **LUK:** 535014610, **MELCO:** A252C55075, **NISSAN:** 23151EL010, 23151JD20A, **RUVILLE:** 59943, **SKF:** VKM06203.

Alternador / Alternator: **LESTER:** 11343, 11413, 11436, 13258, **MITSUBISHI:** A002TG0881ZC, A002TG1581, A002TG1581AC, A002TJ0281, A002TJ0281ZE, A002TJ 0581, A002TJ1381, **NISSAN:** 23100 1FC1A, 23100 1KM1A, 23100 1KM1B, 23100 EM01B, 23100 JD200, 23100 JD21A, 23100 ZW40A, 23100 ZW40B

Aplicação / Application: **NISSAN:** Qashqai (2007->), Sentra (2007-2010), Tida (2007->), Versa (2007-2009), X-Trail (2007->).

Mitsubishi Equivalente / Replace

UF-3468 Equivalente / Replace:

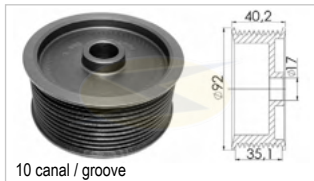


8 canais / groove

Alternador / Alternator: **MITSUBISHI:** A004TR5593, A004TR5591, A004TR5593ZT, A004TR5591ZT, A4TR5593, A4TR5591, **VOLVO:** 21041756.
Aplicação / Application: **VOLVO:** FM12, FH12, FH13, FH16, FMX, FM9, Ônibus B12, B13.

Mitsubishi Equivalente / Replace

UF-3482 Equivalente / Replace: **A630BA-**

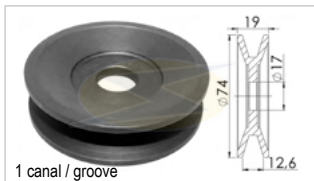


10 canal / groove

Alternador / Alternator: 04DT, **SCANIA:** 1884268
Aplicação / Application: **SCANIA:** Série 5 e 6 (2010->), Series P/G/T/R.

Mitsubishi Equivalente / Replace

UF-3492 Equivalente / Replace: **HYSTER:**



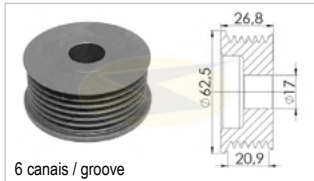
1 canal / groove

Alternador / Alternator: **MITSUBISHI:** A7T03877
Aplicação / Application: **FORD:** Tratores 1320 [3-77] (1987->), 1520 [3-81] (1987->), 1530 [3-81] (1996->), 1620 [3-81] (1991->), 1630 [3-81] (1996->), 1715 [3-81] (1993->), 1720 [3-91] (1987->), 1725 [3-81] (1996->), 1920 [4-122] (1988->), 1925 [3-91] (1996->), 2120 [4-139] (1987->), 3415

[4-135] (1993->), **HYSTER:** Empilhadeira A70M, **NEW HOLLAND:** Tratores 1320 [3-77] (1987->), 1520 [3-81] (1987->), 1530 [3-81] (1996->), 1620 [3-81] (1991->), 1630 [3-81] (1996->), 1715 [3-81] (1993->), 1720 [3-91] (1987->), 1725 [3-81] (1996->), 1920 [4-122] (1988->), 1925 [3-91] (1996->), 2120 [4-139] (1987->), 3415 [4-135] (1993->), L140 1.5 [N843], L150 1.5 [N843], L160 2.0 [N844], L170 5.0 [N844], L465 [Ford Engine] (1994->), L565 [N844] (1994->), LS160 [N844], LS170 [N844], LX465 [N843] (1994->), LX485 [N843] (1994->), LX565 [N844] (1994->), LX665 [N844] (1994->).

Nippondenso Equivalente / Replace

UF-3366 Equivalente / Replace: 1 126 601 535

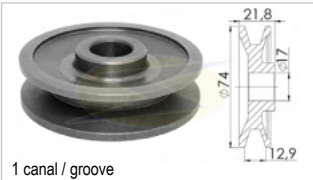


6 canais / groove

Alternador / Alternator: ER / IF, IR, IF (90A), 0 123 310 025, 0 123 320 019, 0 123 505 012, 0 123 505 013, 0 123 510 027
Aplicação / Application: **CHEVROLET-GM, CHRYSLER, DODGE, EAGLE, JEEP, LEXUS, PLYMOUTH, TOYOTA, VOLKSWAGEN:** Gol 1.8 GL, Golf III 1.9 D Turbo / SDi / TDi, Passat 1.9 TDi

Mitsubishi Equivalente / Replace

UF-3459 Equivalente / Replace:

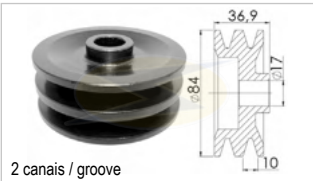


1 canal / groove

Alternador / Alternator: **MITSUBISHI:** A007T03277
Aplicação / Application: **BOBCAT:** Empilhadeira, **CLARK:** Empilhadeira, **HANGCHA:** Empilhadeira, **HYSTER:** Empilhadeira, **MAZDA:** Empilhadeira, **CATERPILLAR:** Empilhadeira DP25N 3.3 (2005->), **MITSUBISHI:** FG20 (1980-1987), FG25 (1980-1987), FG30 2.4 (1980-1987)

Mitsubishi Equivalente / Replace

UF-3465 Equivalente / Replace: **A629X50**



2 canais / groove


Alternador / Alternator: **A002T81499/289** 9/2899A/2899AT/2899ZT, **A002TN0199/0299/0399/0499/0499AT/0499ZT/1199/1199A/1199AT/1199ZT/1299/1299ZT, A003T15099/N0199/N0299/N0399/N0499/N0699/N0899/N0899ZT/N0999, MD304129/06648/06649/06834/09849/1** 9399/13940/13942/14235/14236/15430/15432/20354/2751

4/32546/32547/34176/34546/66050/66051, MN137867

Aplicação / Application: **MITSUBISHI:** L200 2.5 D, Pajero 2.5 TD, L300 2.5 D, L400 2.5 TD, Space Runner / Wagon 1.8

Mitsubishi Equivalente / Replace

UF-3481 Equivalente / Replace:



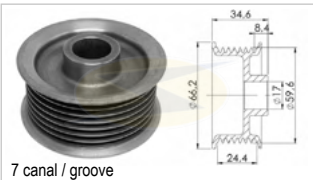
1 canal / groove

Alternador / Alternator: **MITSUBISHI:** A7T03877, A7TA3777, **FORD:** SBA185046320
Aplicação / Application: **HYSTER:** Empilhadeiras / Forklifts H50CT, H50FT, H55FT, H60FT, H1.8TX, H50XM, H55XM, H60XM, **YALE:** Empilhadeiras / Forklifts GL-P18AK, GLP050X, GP30TE, GP25RE, GTP050RL, GTP055VX, GTP060TL, GLP050VX, GLP055VX, GLP060VX,

BOBCAT, CASE, CLARK, MAZDA, NEW HOLLAND, TOYOTA

Mitsubishi Equivalente / Replace

UF-3498 Equivalente / Replace:

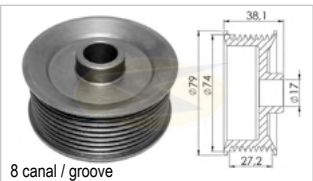


7 canal / groove

Alternador / Alternator: **HONDA:** 31141PNA004, 31141RNAA01, **NISSAN:** 231501LA1A
Aplicação / Application: **HONDA:** Civic 1.8 (2006->), FR-V 1.8 (2007->), CRV II 2.0i RD4, Stream 2.0, **INFINITI:** QX56 5.6, QX80 5.6, **NISSAN:** Armada 5.6, Patrol 5.6, Titan 5.6

Mitsubishi Equivalente / Replace

UF-3501 Equivalente / Replace:

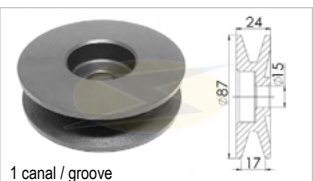


8 canal / groove

Alternador / Alternator: **MITSUBISHI:** A002TA8891, A003TA8691, **RENAULT:** 20498749, **VOLVO:** 20563126
Aplicação / Application: **VOLVO:** Caminhões VM 17 6.5L (2003-2005), VM 21, VM 23, VM 24, VM 210, VM 240, VM 260, VM 310 7.2L (2006-2011)

Nippondenso Equivalente / Replace

UF-3410 Equivalente / Replace: 10 12 11 /

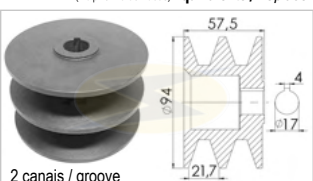


1 canal / groove

Alternador / Alternator: 2671
Aplicação / Application: **TOYOTA:** Bandeirantes, Jipe, Picape C/ Motor / W/ Engine Toyota 14b 3.7i (Diesel)

Prestolite Equivalente / Replace

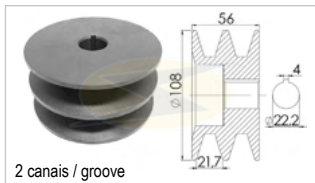
UF-3333 Equivalente / Replace: 2Y4213



2 canais / groove

Alternador / Alternator: **Aplicação / Application:** **CATERPILLAR:** Caterpillar - Furo Pequeno

Prestolite
(Delphi/Indiel/Lucas) Equivalente / Replace



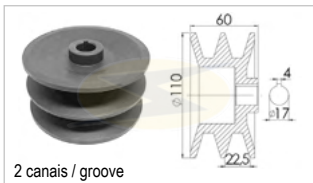
2 canais / groove

UF-3334 Equivalente / Replace: 2Y8924



Alternador / Alternator:
Aplicação / Application: CATERPILLAR: Caterpillar - Furo Grande, D4E-76W, D6D-75W

Prestolite
(Delphi/Indiel/Lucas) Equivalente / Replace



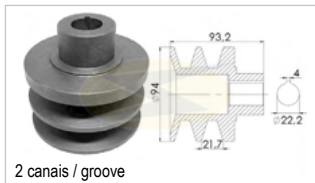
2 canais / groove

UF-3359 Equivalente / Replace: 2Y 4206



Alternador / Alternator:
Aplicação / Application: CATERPILLAR: Motoroniveladora 120 B, Motor 3306

Prestolite
(Delphi/Indiel/Lucas) Equivalente / Replace



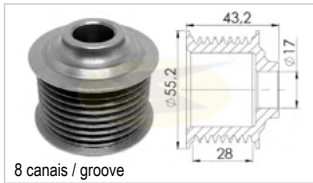
2 canais / groove

UF-3362 Equivalente / Replace: 2P6265, 4N8090



Alternador / Alternator:
Aplicação / Application: CATERPILLAR: Com Alternador Prestolite / W/ Prestolite Alternator

Prestolite
(Delphi/Indiel/Lucas) Equivalente / Replace




8 canais / groove

UF-3440 Equivalente / Replace: JOHN



DEERE: 352 15 304, K01325
Alternador / Alternator: 35214895, 35215304, RE515328
Aplicação / Application: JOHN DEERE: 7505, 7515, 6405, 6415, 6605, 6615, 6 CC

Scania Equivalente / Replace



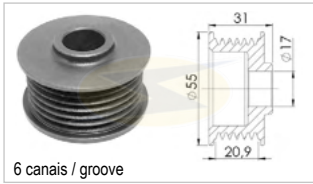
8 canais / groove

UF-3467 Equivalente / Replace:



Alternador / Alternator:
Aplicação / Application: SCANIA: Série 5.

Valeo Equivalente / Replace



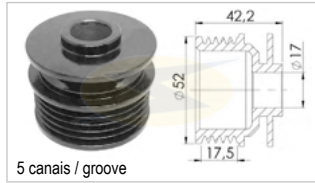
6 canais / groove

UF-3378 Equivalente / Replace: 593714



Alternador / Alternator: 439427, 2542273, 436752, A13V1 193, SG10B012
Aplicação / Application: CHEVROLET-GM: Astra 1.8/2.0/2.0 16V/2.0 MPFI, Corsa 1.0 OHC/1.0 16V OHC/1.4 OHC/1.6 16V OHC/1.6 OHC, Corsa Pick-Up 1.6 OHC/1.6 16V OHC, Corsa Sedan 1.0 OHC/1.0 16V OHC/1.6 OHC/1.6 16V OHC, Corsa Wagon 1.0 16V OHC/1.6 16V OHC/1.6 OHC, Omega 3.0/4.1, S10 2.0 DLX, Suprema 3.0/4.1, Vectra 2.0/2.2/CD 2.2 16V/ GLS 2.0/ GSi 2.0 16V/ Todos C/ All W/Alt. Valeo 100a

Valeo Equivalente / Replace



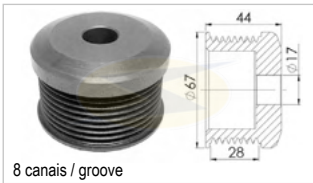
5 canais / groove

UF-3391 Equivalente / Replace: 2542347-A



Alternador / Alternator:
Aplicação / Application: MERCEDES-BENZ: Classe A 160 1.7 CDI / Classe A - C/ Alternador / W/ Alternator Valeo

Valeo Equivalente / Replace



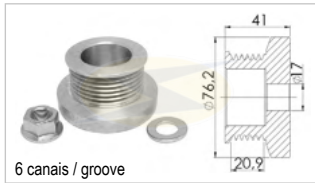
8 canais / groove

UF-3405 Equivalente / Replace:



Alternador / Alternator: A14N183M
Aplicação / Application: VOLVO: FH, NH / Globo Trato, C/ Alternador / W/ Alternator Valeo, FH12, FH16, FL12, FM7, FM9, FM10, FM12, B12

Valeo/Bosch Equivalente / Replace



6 canais / groove

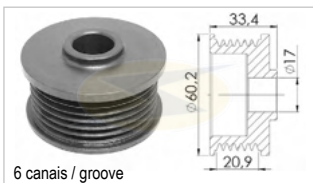
UF-3409 Equivalente / Replace: VALEO:



SG9 B047, BOSCH: 0124250310
Alternador / Alternator: 8200 103726 90A, 8200 727051B, 0 986 042 720, 0 986 042 770, 0 124 325 024, 0 124 325 031, 0 124 415 013, 0 124 415 014, 0 124 415 038, 0 124 415 040, 0 124 415 041, 2542548A, SG9B047

Aplicação / Application: RENAULT: Logan, Espace, Sandero, Clio II, Kangoo, Laguna, Mégane, Scénic, CITROEN

Valeo Equivalente / Replace



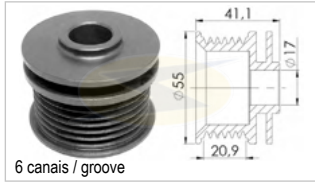
6 canais / groove

UF-3411 Equivalente / Replace: 593518



Alternador / Alternator: 437393, 439430, A11V194, SG7S010, SG7S071
Aplicação / Application: RENAULT: Clio II 1.4i / 1.4i 16V / 1.6i / 1.6i 16V / 1.6i GNV, Kangoo 1.4i / 1.6i / 1.6i 16V, Laguna 1.6i 16V, Logan 1.4 MPI / 1.6 MPI / 1.6i, Mégane 1.4i / 1.4i 16V / 1.6 e / 1.6i / 1.6i 16V, Sandero 1.4 MPI / 1.6 MPI, Scénic 1.4i 16V / 1.6i 16V, Thalia 1.4i / 1.4i 16V / 1.6i 16V

Valeo Equivalente / Replace



6 canais / groove

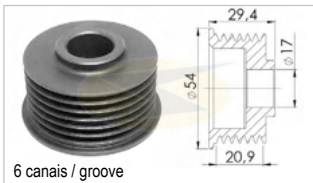
UF-3412 Equivalente / Replace: 592920



Alternador / Alternator: 436363, 436364, 436442, 437170, 437392, 437398, 437399, 437403, 437404, 439000, 439001, 439003, 439439, 439444, 439445, 439669, 746053, 746057, 2542279, 2542282, A11V122, A11V136, A11V164, A11V166, A11V195, A13V1124, A13V1293, SG8B017, SG8B018, SG9B023, SG9B024, SG12B127, 037903023G, 037903025G, 037903025M

Aplicação / Application: AUDI: 80, A2, A3, A4, A6, S3, TT, FORD: Galaxy, SEAT: Alhambra, Arosa, Cordoba, Cordoba, Ibiza, Inca, Leon, Toledo, SKODA: Felicia, Octavia, Roomster, VOLKSWAGEN: Beetle, Fox, Golf, Passat, Polo, Transporter

Valeo Equivalente / Replace



6 canais / groove

UF-3413 Equivalente / Replace: 493813, 555 493

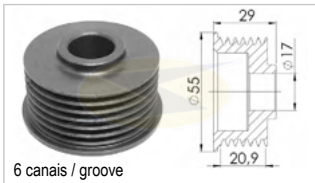


Alternador / Alternator: 43 9466, B22200 79, B2220093, SG9B051, SG9B056, SG9B092, SG9B096, 1S6510300AB, 1S6510300BA, 1S6510300BB, 7S6510300AA, 7S6510300AB

Aplicação / Application: FORD: Courier 1.0 / 1.6, Escort 1.6 / 1.6 Sw, Fiesta 1.0 / 1.6 / Sedan, Ka 1.0 / 1.6, Novo

Fiesta 1.0 / 1.6, EcoSport

Valeo Equivalente / Replace



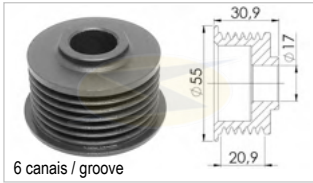
6 canais / groove

UF-3414 Equivalente / Replace: 493802



Alternador / Alternator: 439513, 2548416, SG7S018, 93333653
Aplicação / Application: CHEVROLET - GM: Celta 1.0 L OHC / 1.0 L VHC / 1.4 L VHC

Valeo Equivalente / Replace



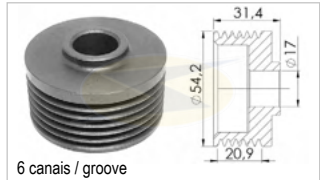
6 canais / groove

UF-3415 Equivalente / Replace: 493807



Alternador / Alternator: 439465, SG9B051
Aplicação / Application: FORD: EcoSport 1.0 L Supercharger / 1.6 L Zetec RoCam, Fiesta 1.0 L Supercharger, Fiesta Sedan 1.0 L Supercharger

Valeo Equivalente / Replace



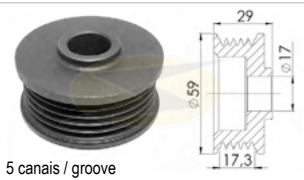
6 canais / groove

UF-3416 Equivalente / Replace: 493804

Alternador / Alternator: 439515, 439521, SG9B043, SG9B044, SG12S051, SG12S055, PEUGEOT: 965956380, VALEO: 2542922B, TG9B024
Aplicação / Application: CITROEN: Berlingo 1.4 / 1.6, C4 2.0 16V (2004->), C5 1.8 16V X4 (2001-2004), C5 1.8 16V X7 (2004->), C8 2.0 (2002->), C8 2.2 (2002->), Xsara 1.4 / 1.6 / 1.8, FIAT: Fiorino 1.3 (2007->), Ulysse 2.0 (2002->), PEUGE-

OT: 206 1.1 / 1.4 / 1.6, 307 2.0 16V (2005->), 406 1.8 16V (2000-2004), 607 2.0 (2000->)

Valeo Equivalente / Replace

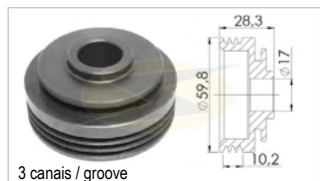


5 canais / groove

UF-3417 Equivalente / Replace: 493800

Alternador / Alternator: 439512, 2542568, SG7S017, 517058640, 93259928
Aplicação / Application: CHEVROLET: Corsa, Corsa Pick-Up, Corsa Sedan, Corsa Wagon, FIAT: Doblò 1.8 SOHC, Palio 1.8 SOHC, Strada 1.8 SOHC

Valeo Equivalente / Replace

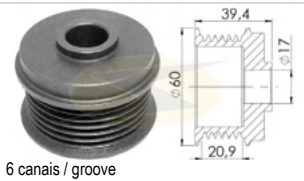


3 canais / groove

UF-3418 Equivalente / Replace: 593623, 593768

Alternador / Alternator: 437323, 437428, 439429, 2542540, A11V1110, SG7S012, SG7S070, 8200064344, 9647983680
Aplicação / Application: PEUGEOT: 206 1.0 L D4D, RENAULT: Clio 1.0 C1C / 1.0 16V C1C, Kangoo 1.0 C1C

Valeo Equivalente / Replace

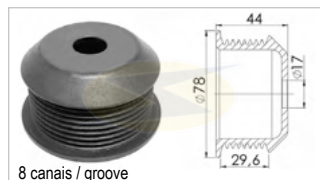


6 canais / groove

UF-3429 Equivalente / Replace: 593701

Alternador / Alternator: A13V1179, 436635, 436636, 436706, 436743, 439064, 439065, 439182, 746067, 2541678, 2541678B, 2541678C, 2541679, 2541679C, 2541927, 2541928, 2542855, 2543561, 2543561A, A11V181, A13V172, A13V173
Aplicação / Application: CITROEN: Jumper, FIAT: Cromia, Ducato, OPEL: Arena, Movano, RENAULT: Grand Scénic, Master, Iveco, Mégane, Sandero

Valeo Equivalente / Replace

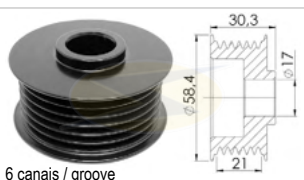


8 canais / groove

UF-3432 Equivalente / Replace: 1636242

Alternador / Alternator: 439231, 437352, A14N183M, A14N207M, A14N208M
Aplicação / Application: VOLVO: FH12, Globetrotter, NH12

Valeo Equivalente / Replace




6 canais / groove

UF-3444 Equivalente / Replace: 27411 OY260

Alternador / Alternator: FG9T014 / FG9T017
Aplicação / Application: TOYOTA: Etios 1.3 e 1.5 (2012 à 2016)

Valeo Equivalente / Replace




7 canais / groove

UF-3445 Equivalente / Replace: 27411 OY110

Alternador / Alternator:
Aplicação / Application: TOYOTA: Etios e Yaris 1.3 / 1.5 (2016 ->)

Valeo Equivalente / Replace

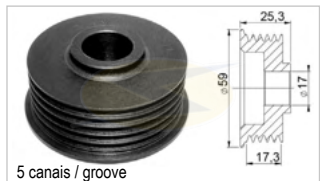


4 canais / groove

UF-3446 Equivalente / Replace: 2712598

Alternador / Alternator: NRG7S013 / 2712616
Aplicação / Application: RENAULT: Kwid, Megane, Clio, Scenic, Sandero, Kangoo

Valeo Equivalente / Replace

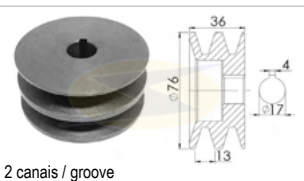


5 canais / groove

UF-3497 Equivalente / Replace: GM: 9333 9159

Alternador / Alternator: VALEO: SG9B081, SG9B082, SG9B083, SG9B099, SG9B105
Aplicação / Application: GM: Meviva 1.0/1.4/1.8 (2003->), Montana 1.0/1.4/1.8 (2003->), Prisma (2009), Celta Advantage 1.0 8V Flex 4P (2014) / Life LS 1.0 8V Flex (2006-2014) / Spirit 1.0 8V Flex (2006-2016) / Super 1.0 8V Flex (2006-2009), Corsa 1.0/1.4/1.8 (2003->), FIAT: Palio 1.0/1.4/1.8 (2003->), Stilo 1.8 (2003->), Punto 1.0/1.4/1.8 (2003->)

Diversos Equivalente / Replace

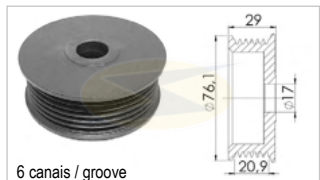


2 canais / groove

UF-3335 Equivalente / Replace: 625/0333653

Alternador / Alternator:
Aplicação / Application: SCANIA: Motores / Engines (04/1987->)

Diversos Equivalente / Replace

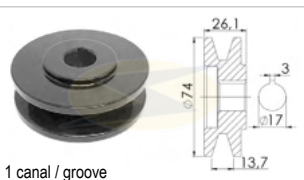


6 canais / groove

UF-3345 Equivalente / Replace: 7 079 314

Alternador / Alternator:
Aplicação / Application: FIAT: Palio

Diversos Equivalente / Replace

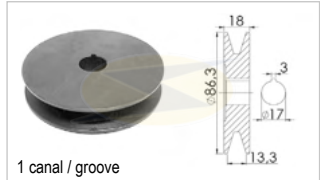


1 canal / groove

UF-3354 Equivalente / Replace: 9 121 450 952

Alternador / Alternator: 9 120 450 143, 9 120 450 987
Aplicação / Application: MAZDA, MERCURY, MITSUBISHI, FORD: F4000, F12000, F14000, F1000

Diversos Equivalente / Replace

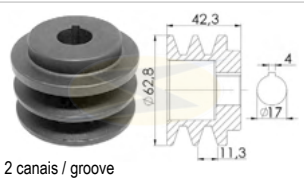


1 canal / groove

UF-3357 Equivalente / Replace: 9 121 450 498

Alternador / Alternator:
Aplicação / Application: VOLKSWAGEN: Sedan - Todos C / All W / Dinamo 6v, MERCEDES-BENZ: 915, 1417, 2638

Diversos Equivalente / Replace



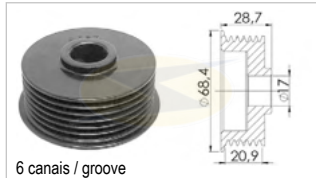
2 canais / groove

UF-3364 Equivalente / Replace:

Alternador / Alternator:
Aplicação / Application: VALMET: SÉRIE 1795, VALTRA: Tratores

Diversos Equivalente / Replace

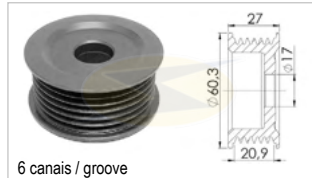
UF-3367 Equivalente / Replace: 593745



Alternador / Alternator: 436613, 436668, 439056, 746006, 746021, A13VI94, A13VI95
Aplicação / Application: PEUGEOT: 405, 406, 306, 605, 806, Expert, Partner, CITROEN: Berlingo, Evasion, Jumper, Jumpy (Dispatch), Synergie, Xantia, XM, Xsara, ZX, FIAT: Scudo, Ulysse

Diversos Equivalente / Replace

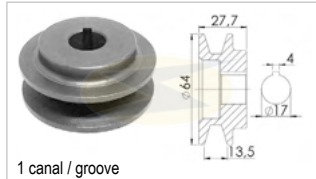
UF-3370 Equivalente / Replace:



Alternador / Alternator:
Aplicação / Application: RENAULT, CITROEN, PEUGEOT

Diversos Equivalente / Replace

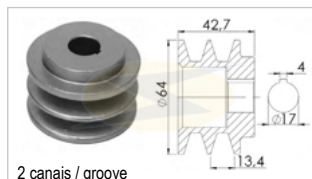
UF-3383 Equivalente / Replace:



Alternador / Alternator:
Aplicação / Application: VALMET: Tratores / Tractors - 1780 / 1280 - C/ Motor / W/ Engine Mwm (Panel Digital / Digital Paner), VALTRA: Tratores.

Diversos Equivalente / Replace

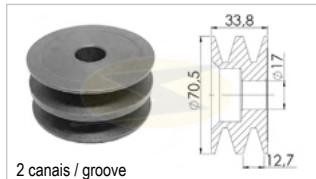
UF-3384 Equivalente / Replace: 82610900



Alternador / Alternator:
Aplicação / Application: VALMET: Tratores / Tractors - 1780 / 1280 - C/ Motor / W/ Engine Mwm (Panel Digital / Digital Panel), VALTRA: Tratores

Diversos Equivalente / Replace

UF-3385 Equivalente / Replace: 82024500



Alternador / Alternator:
Aplicação / Application: VALMET: Tratores - BH180 / BH140, VALTRA: Tratores

Diversos Equivalente / Replace

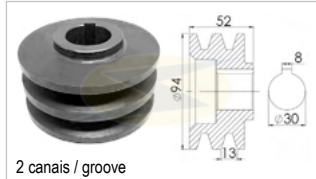
UF-3386 Equivalente / Replace: 82024400



Alternador / Alternator: 9 120 080 204
Aplicação / Application: AGRALE: 1600 TX, 7500 TDx, Trator 4230 / 4230.4 / 4230.4 S, VOLMET: Tratores / Tractors - Bm110 / Bm985, 885 4x4 / 885 S / 980 / 985 S / 1180 / 1380 S / 1680 S / 1780 / 1800 / 1880 S, VALTRA: Tratores, VOLKSWAGEN: Gol 1.6, Parati 1.6, Saveiro 1.6, Voyage 1.6

Diversos Equivalente / Replace

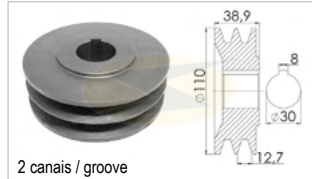
UF-3389 Equivalente / Replace:



Alternador / Alternator:
Aplicação / Application: OUTRAS: Condicionador De Ar Para Ônibus / Air Conditioning System For Bus

Diversos Equivalente / Replace

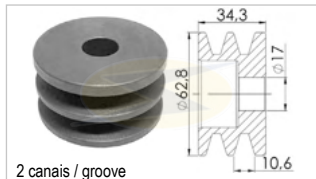
UF-3394 Equivalente / Replace:



Alternador / Alternator:
Aplicação / Application: SCANIA: Com Ar Condicionado - Alternador 105A

Diversos Equivalente / Replace

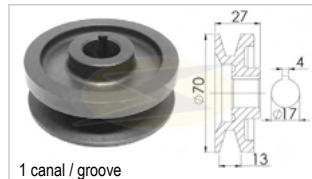
UF-3400 Equivalente / Replace:



Alternador / Alternator:
Aplicação / Application: CHEVROLET-GM: Vectra C/ Ar-Condicionado 120a, MARCOPOLO: Micro Ônibus Volare

Diversos Equivalente / Replace

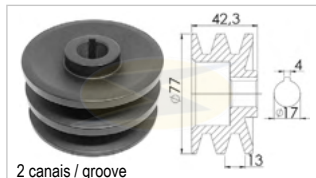
UF-3403 Equivalente / Replace:



Alternador / Alternator:
Aplicação / Application: CHEVROLET-GM: Pick-Up C 10 - 6 Cil. (1967→1981), Caminhões / Trucks A14c / C14c

Diversos / ZM Motores Equivalente / Replace

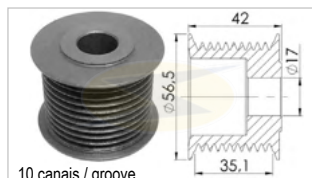
UF-3431 Equivalente / Replace:



Alternador / Alternator: ZM: 9010501
Aplicação / Application: GREEN HORSE: Tratores Agrícolas

Diversos Equivalente / Replace

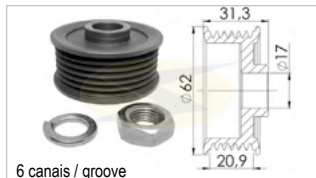
UF-3433 Equivalente / Replace:



Alternador / Alternator:
Aplicação / Application: VOLVO: Empilhadeira Linde / Forklift

Diversos Equivalente / Replace

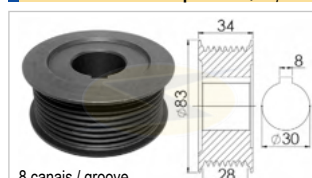
UF-3460 Equivalente / Replace:



Alternador / Alternator: BOSCH: 0 986 UR6 300, DELCO: DRA1349, HYUNDAI/KIA: 37300-2E400, PRESTOLITE: LRA03935, VALEO: 600230, 612741.
Aplicação / Application: HYUNDAI: HB20 Alternadores de 90 A e 120 A, IX 35 2.0 GDI [G4NC] (2013->), IX 35 2.0 GDI 4WD [G4NC] (2013->), Tucson (2015->), Tucson 2.0 AWD (2015->), KIA: Sportage 2.0 [G4NC] GDI / 4WD (2014->)

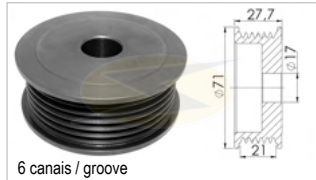
Diversos / Valtra Equivalente / Replace

UF-3463 Equivalente / Replace: 392541001



Alternador / Alternator:
Aplicação / Application: VALTRA: Colhedora de Cana BE1035E e BE1035E TIER 3

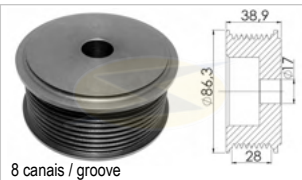
Diversos Equivalente / Replace



UF-3.472 Equivalente / Replace:

Alternador / Alternator: PRESTOLITE: 352 155 15, ISKRA: 11 203 145, CASE: 734016081
Aplicação / Application: NEW HOLLAND: Tratores / Tractors TM 135, 150, 180, TS 110

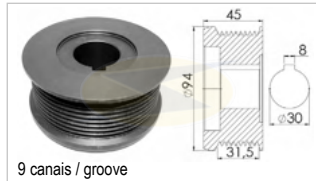
Diversos Equivalente / Replace



UF-3.476 Equivalente / Replace: JOHN

DEERE: H212818
Alternador / Alternator: BOSCH: 0 124 625 029, 0 124 625 030, F 00E 100 154, JOHN DEERE: RE210793, SE501834, AXE17691, LUCAS: LRA03284, LRA3284
Aplicação / Application: JOHN DEERE: Colhedora / Harvester 3520, 3522 Alternador / Alternator 200A, Tratores / Tractors 7630, 7730, 7830, 7930, 8130, 8230, 8330.

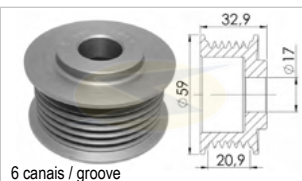
Diversos Equivalente / Replace



UF-3.485 Equivalente / Replace: MBB:

4571-551915
Alternador / Alternator: MBB: A0131547402
Aplicação / Application: MBB: Ônibus / Bus 0500 BRT com Alternadores / with Alternators T1 140 A/185 A

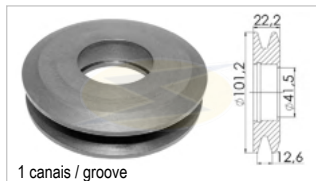
Diversos Equivalente / Replace



UF-3.486 Equivalente / Replace:

Alternador / Alternator: HYUNDAI: 373003E100, 37300 3E105, POONGSUNG: 021319271.
Aplicação / Application: HYUNDAI: Santa Fé 2.7 (2004 ->), Santa Fé 2.7 4x4 (2006 ->), Santa Fé 2.7 V6 GLS (2006 ->), Santa Fé 2.7 V6 GLS 4x4 (2006 ->), KIA: Magentis 2.7 (2005 ->), Magentis 2.7 V6 (2009 ->), Sedona 2.7 V6 (2006 ->)

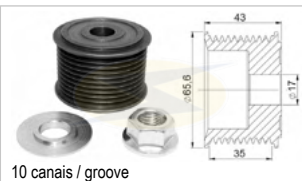
Diversos Equivalente / Replace



UF-3.490 Equivalente / Replace:

Alternador / Alternator:
Aplicação / Application: FORD: Caminhão / trucks F600

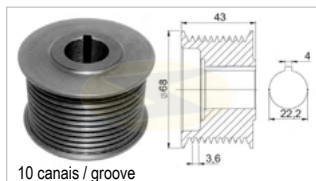
Diversos Equivalente / Replace



UF-3.502 Equivalente / Replace:

Alternador / Alternator: MAHLE: 11 204 174, IA 1198, AAN5333
Aplicação / Application: NEW HOLLAND

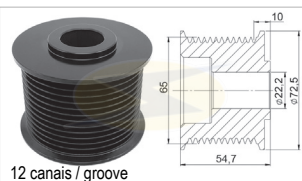
Diversos Equivalente / Replace



UF-3.503 Equivalente / Replace: LEECE

NEVILLE: 2222675D497
Alternador / Alternator:
Aplicação / Application: CASE: Colheitadeira de cana: A8.000, A8.800

Diversos Equivalente / Replace



UF-3.515 Equivalente / Replace: CUM-

MINS: 3565205C1
Alternador / Alternator:
Aplicação / Application: Motores: Caterpillar C10 e C12, Cummins ISX

Wapsa Equivalente / Replace



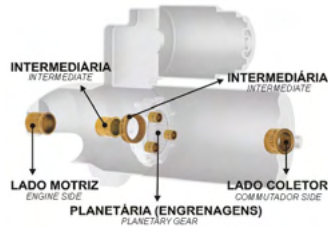
UF-5.505 Equivalente / Replace:

Dinamo / Dynamo: (WAPSA)
Alternador / Alternator:
Aplicação / Application: VOLKSWAGEN: Sedan, Brasília e Kombi.
POLIAS: 3.301, 3.302 e 3.424
Observação / Notes: 100 peças por pacote / 100 pieces per package

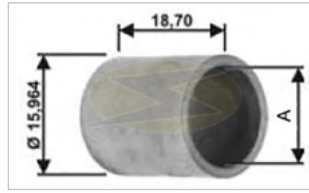


Legenda:

- LM:** Lado Motriz / Engine Side
- LC:** Lado Coletor / Commutador Side
- I:** Intermediária / Intermediate
- PLAN.:** Planetária / Planetary Gear



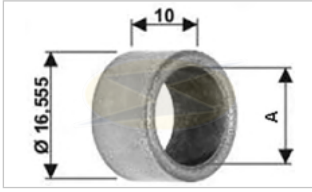
LM



BC1-0001-00	STD	A = Ø 12,764
BC1-0001-02	2K	A = Ø 12,635
BC1-0001-03	3K	A = Ø 12,513

Aplicação / Application: **WILLYS OVERLAND:** Jeep, Rural, **FORD:** F75 Motor WAPSA, F100, F350, F600 após 1970 Motor WAPSA MP 41A e MZ 40A
Observação / Note: Caixa com 10 peças / Box with 10 pieces

LM / LC

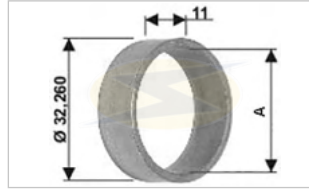


BC1-0002-00	STD	A = Ø 12,548
BC1-0002-02	2K	A = Ø 12,426
BC1-0002-03	3K	A = Ø 12,299

Aplicação / Application: **DODGE:** DP 500, 600 e 800 c/ Perkins - Motor LUCAS, **FIAT:** Tempra 2.0 SPI e MPI 8 e 16V, Turbo 2.0 MPI 8V, **FORD:** Fiesta 1.0 / 1.3 / 1.4, Escort Verona - Motor WAPSA LC,
Observação / Note: Caixa com 10 peças / Box with 10 pieces (BOSCH: JF)

Escort Motor BOSCH, **CHEVROLET-GM:** Corsa 1.0 e 1.4, Omega 2.0, 2.2 e 3.0 Powertech, Vectra 2.0 e 2.2 Powertech Motor BOSCH, **MERCEDES BENZ:** Classe A 160, **PEUGEOT:** 105 1.0i, 205 1.4i, 206 1.6i, 306 1.6i, 306 1.8i 16V, Partner 1.4i, **SCANIA:** Caminhões, **VOLKSWAGEN:** Logus e Pointer - Motor WAPSA - LM

LM

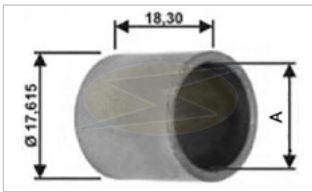


BC1-0003-00	STD	A = Ø 28,385
BC1-0003-02	2K	A = Ø 28,285
BC1-0003-03	3K	A = Ø 28,155

Aplicação / Application: **AUDI:** A3 1.6 / 1.8T, S3 1.8 T Quattro, TT Coupé 1.8 T Quattro / Roadster, **FORD:** Escort 1.6 / 1.8 / 2.0i, Verona 1.8i / 2.0i, Fiesta 1.0 / 1.3 / 1.4, **PORSCHE:** Boxter 2.5i, **SEAT:** Cordoba 1.0 / 1.4

/ 1.6 - 8V e 16V, Ibiza 1.6 / 1.8, Vario 1.6 , Inca 1.6, **VOLKSWAGEN:** Gol Cli 1.6 (sem ar) e 1.8 (com ar), Voyage, Parati e Santana todos 2.0 e Golf GTI 2.0, Logus 1.8 / 2.0, Pointer, Pólo 1.6 / 1.0 16V, Pólo Sedan, Pólo Classic ate 01/2000, Fox 1.0 / 1.6 após 05, Beetle (New) 2.0, Golf Geração IV 1.8 / GTI Turbo / 2.0i, **VOLVO:** S80 2.8 T6, S80 2.9
Observação / Note: Caixa com 10 peças / Box with 10 pieces

LM



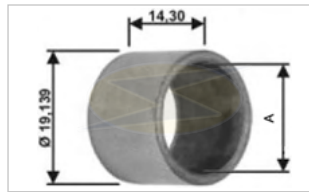
BC1-0004-00	STD	A = Ø 14,288
BC1-0004-02	2K	A = Ø 14,160
BC1-0004-03	3K	A = Ø 14,037

Aplicação / Application: **AGRALE:** Trator T-4200, T-4300 motor M-790, **BOBCAT:** Pás carregadeiras, **CBT:** Trator 1100 com Perkins 4 cil. após 1971, **FORD:** Pás carregadeiras, **CLARK:** Pás carregadeiras,

MASSEY FERGUSON: Tratores 235, 250 e 265 Motor WAPSA e Tratores 55, 65X, 235, 250 e 265 Motor WAPSA MP.B 17/18. Tratores 55, 65RX Motor WAPSA MP e MF3, **MAXION:** Trator MF 50X, 55X, 65X, 65R, 235, 250 e 265 após 11/71, Trator MF 65R, 50, 55X, 65X até 1971 - 12V 22CV, **MERCEDES BENZ:** Ônibus após 12/73

Observação / Note: Caixa com 10 peças / Box with 10 pieces

LC



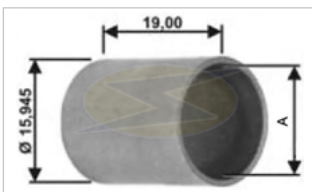
BC1-0005-00	STD	A = Ø 15,952
BC1-0005-02	2K	A = Ø 15,824
BC1-0005-03	3K	A = Ø 15,702

Aplicação / Application: **MASSEY FERGUSON:** Trator MF235 / MF250 / MF265 / MF295/4 6.358A / MF295 / MF296 6.354-4A / MF296/4 6.354-4A / MF296 / MF50X / MF55X / MF65X, Tratores 55, 65RX Motor WAPSA MP e MF3,

Tratores 951 e 951X Motor WAPSA MP.B.2, **FORD:** Trator 8BR, Jeep Willys, F75, F100, F350, F600 após 1970, **CBT:** Trator 1090 até 1971, **CLARK:** Trator Michigan 75A, 11 111 até 1971, **EATON:** Pá carregadeira 250A, 1900, Empilhadeira D83P, D83C e D87P até 1971, **CHEVROLET-GM:** Caminhão Diesel com Perkins 6cil. e Pick-up Diesel com Perkins 4cil. Até 1971, **MAXION:** Trator MF 65R, 50, 55X, 65X, 95X, 951 até 1971, **MULLER:** Compressor com Motor Perkins

Observação / Note: Caixa com 10 peças / Box with 10 pieces

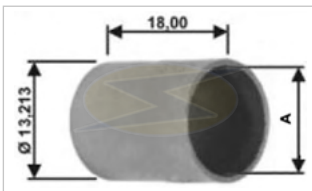
LC



BC1-0006-00	STD	A = Ø 14,303
BC1-0006-02	2K	A = Ø 14,175
BC1-0006-03	3K	A = Ø 14,052

Aplicação / Application: **CHEVROLET-GM:** A10, Opala 6cil. Após 01/81 Motor DELCO, Opala 6cil. Até 12/80 Motor DELCO 7.322.463, Caravan 4 E 6cc, C10 6c
Observação / Note: Caixa com 10 peças / Box with 10 pieces

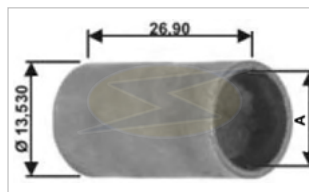
LM / I



BC1-0008-00	STD	A = Ø 11,963
BC1-0008-02	2K	A = Ø 11,836
BC1-0008-03	3K	A = Ø 11,709

Aplicação / Application: **CHEVROLET-GM:** A10, Opala 6cil Até 12/80 / 4cil Após 12/80, **FORD:** Escort 1.8 16V, Ka e Fiesta com motor 1.3 Endura a Gasolina
Observação / Note: Caixa com 10 peças / Box with 10 pieces


LM / I



BC1-0007-00	STD	A = Ø 11,653
BC1-0007-02	2K	A = Ø 11,540

Aplicação / Application: **FIAT:** Tipo 1.6 / 2.0, Spazio, Uno, Fiorino, Elba, Premio 1.5 e 1.6, **PEUGEOT:** 504
Observação / Note: Caixa com 10 peças / Box with 10 pieces

LC



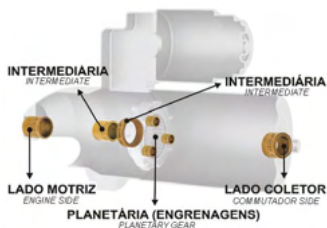
BC1-0009-00	STD	A = Ø 12,548
BC1-0009-02	2K	A = Ø 12,426
BC1-0009-03	3K	A = Ø 12,299

Aplicação / Application: **GRALE, ALFA ROMEO, BMW, CBT, CHRYSLER, DODGE, CITROEN, YANMAR, GURGEL, MASSEY FERGUSON, OPEL, PEUGEOT, RENAULT, SUZUKI, VAUXHALL, LADA,**


MOTOR TIETÉ, SEAT, VOLVO, CHEVROLET-GM: Caravan 4cil. Chevette / Marajó, Monza, Opala, Chevy, Ipanema 1.8, Kadett 1.8 , Omega e Suprema 2.0 3.0 e 4.1i, Silverado 4.1, Celta 1.0, Corsa 1.6, Agile 1.4 Flex, Astra 1.4, Classic 1.0, Corsa Pick-Up, Corsa Sedan, Meriva 1.4, Montana 1.4, Vectra 1.6, **FIAT:** 147, Panorama, Fiorino, Spazio, Oggi, Uno Mille, Uno, Prêmio, Elba, Tempra, Duna, Doblo, Palio, Siena, Strada, Tipo, **FORD:** Corcel II, Belina II, Del-Rey, Pampa, Scala, Escort, Verona, Versailles, F75, F100, Fiesta, Maverick 6cc, Jeep, Rural, **VOLKSWAGEN:** Apollo, Brasília, Kombi, Variant, Fox, Gol, Fusca, Saveiro, Santana, Voyage, Parati, Passat
Observação / Note: Caixa com 10 peças / Box with 10 pieces

Legenda:

- LM:** Lado Motriz / Engine Side
- LC:** Lado Coletor / Commutador Side
- I:** Intermediária / Intermediate
- PLAN.:** Planetária / Planetary Gear



LM

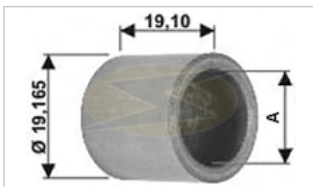


BC1-0010-00	STD	A = Ø 12,522
BC1-0010-02	2X	A = Ø 12,395
BC1-0010-03	3X	A = Ø 12,268

Aplicação / Application: **AGRALE:** Motor estacionário M93 (ano até 1977), Motores Estacionários após 07/77, **CHEVROLET- GM:** Caravan, Chevette, Marajó, Monza, Opala, **VOLKSWAGEN, CBT, CLARK, VALMET**

Observação / Note: Caixa com 10 peças / Box with 10 pieces

LM / LC



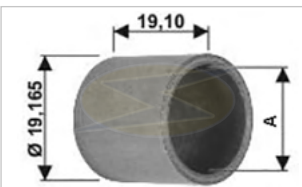
BC1-0011-00	STD	A = Ø 14,428
BC1-0011-02	2X	A = Ø 14,301
BC1-0011-03	3X	A = Ø 14,200

Aplicação / Application: **CATERPILLAR:** 3114, 3116, 3176, 3304, 3306, 3406, 3408, 3412, 910, 916, 926, 926, **FORD:** Caminhões com motor Cummins série C, Cargo Modelos 1622, 1630, 2422, 2622, 2626, 2630, 2631, 3222,

4030, **CHEVROLET- GM:** 12170, 14190, 15190, 16220 com motor Caterpillar, **JOHN DEERE:** Colheitadeiras, **MERCEDES BENZ:** Todos com motor série BR-400 12 e 24V Motor, Caminhões 1633, L1632, LS1632, LS1634, L1938, S1938, L1628, L1944, L2638, OF1722, OH1628, **VOLKSWAGEN:** Caminhões com motor Cummins série C, Titan Tractor

Observação / Note: Caixa com 10 peças / Box with 10 pieces (DELCO REMY: 37 MT / 42MT)

LM



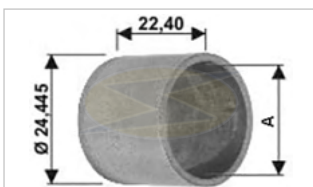
BC1-0012-00	STD	A = Ø 16,002
BC1-0012-02	2X	A = Ø 15,820
BC1-0012-03	3X	A = Ø 15,770

Aplicação / Application: **CATERPILLAR:** 3406, 3408, 3412, D-320, 910, 916, 926, 926E, **FORD:** Caminhões com motor Cummins série C - 6l, 12 e 24V Motor DELCO 42MT, **JOHN DEERE:** Colheitadeiras - CHT 2500B e

CHW 2500B motor Scania Motor DELCO 42MT, **MERCEDES BENZ:** Todos com motor série BR-400 12 e 24V Motor DELCO 42MT, **VOLKSWAGEN:** Caminhões com motor Cummins série C - 6l, 12 e 24V Motor DELCO 42MT

Observação / Note: Caixa com 10 peças / Box with 10 pieces (DELCO REMY: 42MT)

I

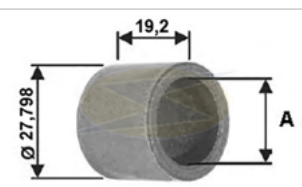


BC1-0013-00	STD	A = Ø 21,325
BC1-0013-02	2X	A = Ø 21,198

Aplicação / Application: **FORD:** Caminhões com motor Cummins série C - 6l, 12 e 24V, **MERCEDES BENZ:** Todos com motor série BR-400 12 e 24V, **VOLKSWAGEN:** Caminhões com motor Cummins série C - 6l, 12 e 24V (DELCO 42MT)

Observação / Note: Caixa com 10 peças / Box with 10 pieces (DELCO REMY: 42MT)

LC

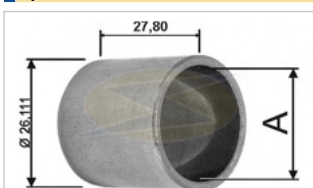


BC1-0014-00	STD	A = Ø 15,035
--------------------	------------	--------------

Aplicação / Application: **FORD:** F-100 motor 6cc, anos 1970 até 1977, F-400, F-600, F-700

Observação / Note: Caixa com 10 peças / Box with 10 pieces

I

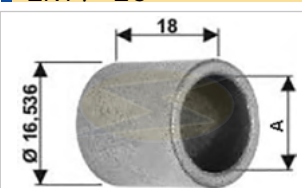


BC1-0015-00	STD	A = Ø 22,187
--------------------	------------	--------------

Aplicação / Application: **FIAT:** Trator AD7B (MWM-D 229-6) após 08/75, FNM D9500, **HUBER-WARCO:** Motor niveladora com MBB OM 326, **KOMATSU:** Trator D50 A, OM 352-A, **MALVES:** Trator com MBB OM 352, **MERCEDES BENZ:** Malves Com

Observação / Note: Caixa com 6 peças / Box with 6 pieces (BOSCH)

LM / LC

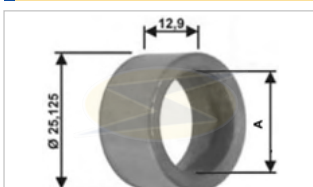


BC1-0016-00	STD	A = Ø 12,522
BC1-0016-02	2X	A = Ø 12,395
BC1-0016-03	3X	A = Ø 12,268

Aplicação / Application: **AGRALE, BRASÍLIA, CASE, CBT, CLARK, CUMMINS, CHRYSLER, DODGE, EL DETALHE, FORD, JOHN DEERE, MASSEY FERGUSON, IVECO, FIAT ALLIS, VOLKSWAGEN, CHEVROLET- GM, CASE, KOMATSU, MALVES, MAXION, MERCEDES BENZ, MULLER, POCLAIN, PUMA, SCANIA, SLC, TEMA TERRA, TOYOTA, VALMET, VIBRO, VOLVO, YANMAR**

Observação / Note: Caixa com 10 peças / Box with 10 pieces (BOSCH: JD / JF)

I



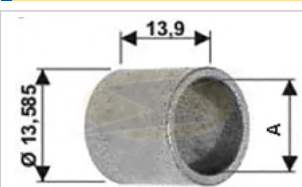
BC1-0017-00	STD	A = Ø 19,113
BC1-0017-02	2X	A = Ø 18,911
BC1-0017-03	3X	A = Ø 18,834

Aplicação / Application: **TOYOTA, AGRALE:** TX 1600 (MWM-D229-3) até 12/94, **BRASÍLIA:** Tratores 300C, 400, **CASE:** Colheitadeira 960, Pá carregadeira W-20 com MBB, MWM até 09/76, **CBT:** Trator

1105 até 09/76, **CHRYSLER, DODGE:** Caminhão D950 com MWM até 07/77, **CLARK, FIAT:** Caminhões 100 / 130 / 70, **CASE:** Tratores, **KOMATSU:** Tratores D50 A, **MALVES, MASSEY FERGUSON:** Tratores 50, 55X, 65XR, 85X, 95, 235, 250, 265, 285, **MAXION, MERCEDES BENZ:** Todos / All JD, Caminhão L 608D, Motor estacionário, industrial, gerador e marítimo OM 314 até 09/76, Caminhões 1113, 1313, 1513, 1013, 2213, 1316, 1516, 1016, 2216, de 04/75 até 09/76, chassi para ônibus OF e OH 1113 e 1313 de 04/75 até 09/76, **MULLER:** Escavadeira Hidráulica, Rolo compactador, **MWM:** Motores de 4 e 6 cilindros, **POCLAIN:** Guindaste 95 CV e 142 CV até 09/76, **TEMA TERRA:** Rolo Compactador CP 27, Vibrador CA 25, **VALMET:** Tratores 62ID e 651D / 110ID / 85ID, **VIBRO:** Rolo Compactador CP 22 / 27, Vibrador CA 25, **YANMAR:** Motores estacionários A-E-1 e A-E-2 até 08/77

Observação / Note: Caixa com 10 peças / Box with 10 pieces

LM



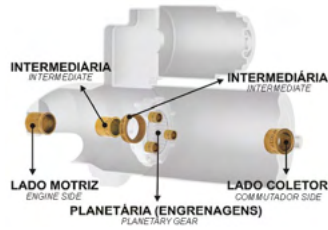
BC1-0018-00	STD	A = Ø 11,048
BC1-0018-02	2X	A = Ø 10,921
BC1-0018-03	3X	A = Ø 10,794

Aplicação / Application: **VOLKSWAGEN:** Gol Motor WAPSA. Sedan 1300, 1500, 1600 4p, Kombi, Karmann Guia, Variant, TL, TC, Brasília e SP-2 após 1967 Motor WAPSA MW.V.12. e Motor BOSCH, Fusca 1300 / 1500 / 1600 / 1.3 / 1.6, Gol I 1.3 / 1.6, Karmann Ghia 1600, Kombi 1.3 / 1.5 / 1.6, Saveiro I 1.6, Variant II 1600, **GURGEL:** BR800, Tocantins 1.6 L / TR, **TIETÊ:** Motor RD900 / RD900L / RD950 / RD950L, **FORD:** Aero Willys Motor WAPSA, Jeep, Rural, Pick-Up F75, Maverick 4 e 6 Cil

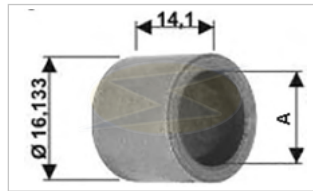
Observação / Note: Caixa com 10 peças / Box with 10 pieces

Legenda:

- LM:** Lado Motriz / Engine Side
- LC:** Lado Coletor / Commutator Side
- I:** Intermediária / Intermediate
- PLAN.:** Planetária / Planetary Gear



LM




BC1-0019-00	STD	A = Ø 12,063
BC1-0019-02	2K	A = Ø 11,936
BC1-0019-03	3K	A = Ø 11,809

Aplicação / Application: AUDI: A6, BMW: 316, 318, 320, 323, 518, 1502, 1600, 1602, 1802, **FORD:** Escort, Corcel e Corcel II, Belina e Belina II, Pampa, Del-Rey, Transit 2.2 TDCi (2011->), Transit 2.2 TDCi 4x4 (2011-2014), Transit 2.2 TDCi RWD (2014->)

CHEVROLET-GM: Caravan 4cil, Chevette / Marajo, Chevy, Ômega, Silverado, Opala, Vectra, Corsa, Astra, Vectra, Zafira, S10, Blazer, Meriva, **MERCEDES BENZ:** MB 180D - Furgão, Sprinter, **PEUGEOT:** 106, 205, 206, 306, Partner, **VOLKSWAGEN:** Gol GTI/GTS/MI 16V
Observação / Note: Caixa com 10 peças / Box with 10 pieces

LM



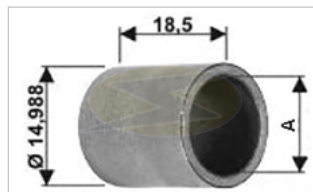
BC1-0020-00	STD	A = Ø 12,063
BC1-0020-02	2K	A = Ø 11,938
BC1-0020-03	3K	A = Ø 11,813

Aplicação / Application: AGRALE, LUCAS INDIEL, YANMAR, ALFA ROMEO, AUDI, BMW, CBT, CHRYSLER, DODGE, CITROEN, FIAT, FORD, CHEVROLET- GM, GURGEL, JAGUAR, LADA, LAND

ROVER, MERCEDES BENZ, MOTOR TIETÉ, NISSAN, PEUGEOT, PORSCHE, RENAULT, SEAT, SUZUKI, TOYOTA, **VOLKSWAGEN:** Beetle (New), Golf, Passat, Parati, Quantum, Santana, Saveiro, Voyage, Pointer, Polo, Orion...

Observação / Note: Caixa com 10 peças / Box with 10 pieces

LM



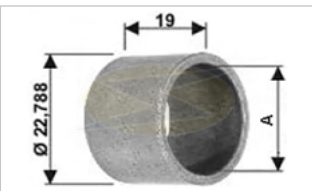
BC1-0021-00	STD	A = Ø 11,998
BC1-0021-02	2K	A = Ø 11,873
BC1-0021-03	3K	A = Ø 11,748

Aplicação / Application: FORD: Aero Willys, Itamaraty, Rural, Jeep 12V, Galaxie, Landau, Maverick 8cil, F-100, 350 e 600, YALE: Empilhadeira GL83C / GL83P / GL87P, HYSTER: Guindaste KF até 07770,

EATON, CHRYSLER, DODGE: Dodge Dart, Charger, Sedan, Gran Coupé, Caminhões D100, 400, 900 8cil. Gasolina, E11, E13, E21 álcool, CLARK: Empilhadeira CHY 40/50 após 1971, **VOLKSWAGEN:** 1200 até 1966

Observação / Note: Caixa com 10 peças / Box with 10 pieces

LC




BC1-0022-00	STD	A = Ø 18,830
BC1-0022-02	2K	A = Ø 18,690
BC1-0022-03	3K	A = Ø 18,563

Aplicação / Application: CBT: Caminhões / Trucks, Trator 1090, 1100, CHEVROLET-GM, CLARK: Empilhadeiras C300, HY 40 / 50 / 60, CHY 40 / 50 / 60 / 70 / 80 / 100 / 120 / 140, Trator Michigan, Caminhões Diesel, FORD: Aero Willys, Itamaraty, Rural, Jeep 12V, Galaxie, Landau, Maverick 8cil, F-100, 350, 600, F13000, F19000, F21000, F22000, Cargo 1113 / 1313, C1218, C1415, C1418, C1618, Caminhão F1000, 2000, 4000, 7000, 11000, 12000 e 13333, MASSEY FERGUSON: Plantadoras e Semeadoras, Tratores, VOLKSWAGEN: 690, 690 S, 790 S, 7110 S, 7110 S, 11140, 12140 H, 14140, 22140, FIAT-ALLIS: Retroscavadeira, NEW HOLLAND: Trator 4630 / 5030 / 5630 / 6630 / 7630 / 7830, AGRALE: Trator / Tractor T4200, T-4300, CASE: Pá Carregadeira, Retroscavadeira 580E, 580CK e 580H, CHRYSLER, DODGE: Dodge Dart, SE, Charger, Sedan, Gran Coupé, Caminhões D100, 400, 900 8cil., EATON: Empilhadeira GL83P, GL83C, GL87P, Pá carregadeira 250A, 1900, Empilhadeira D83P, D83C e D87P após 1971, HYSTER: Guindaste KF até 07770, Empilhadeira, MAXION: Trator MF 50X, 55X, 65X, 65R, 235, 250, 265, 95X e 951, 95Y, 85X, 275, 285, 290, 295, 296, 290, Colhedeira 220, MERCEDES BENZ: Onibus após 12/73, VALMET: Todos com motor MWM

Observação / Note: Caixa com 10 peças / Box with 10 pieces

LM

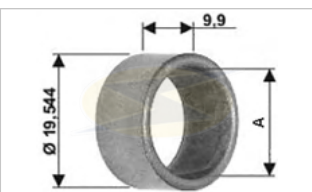


BC1-0023-00	STD	A = Ø 14,325
BC1-0023-02	2K	A = Ø 14,160
BC1-0023-03	3K	A = Ø 14,025

Aplicação / Application: FORD: Cargo C1218, C1415, C1418, C1618, 1113, 1313, Caminhão F1000, F2000, F4000, F7000, F11000, F12000, F13000, F13333, F14000, F19000, F21000, F22000, Trator 4600, 5000 e 6600 após 1971, MASSEY FERGUSON: Tratores MF 95X, 95X, 95 IX, 275, 285, 290, 295, 296, 400, Plantadora e Semeadora 220, VOLKSWAGEN: 690, 690 S, 790 S, 7110 S, 7110 S, 11140, 12140 H, 14140, 22140, 11130, 13130, FIAT-ALLIS: Retroscavadeira FB80.2, NEW HOLLAND: Tratores 4630 / 5030 / 5630 / 6630 / 7630 / 7830, CBT: Trator 1090, 1100, MWM, VALMET: Todos com motor MWM Motor WAPSA MPB.42, Eixo Grosso / Thick Shaft, CASE: Pá Carregadeira W-7 com Perkins 6cil.; Retroscavadeira 580E, 580CK e 580H, CHRYSLER - DODGE: Caminhões P700, P400 com Perkins, D750, 950, 1400 TD 6x4, CLARK: Empilhadeira CHY 60, 70, 80, 100, 120 e 140, Trator Michigan 75A, 11 111 até 1971, Trator Michigan 75A, 11, 111, Empilhadeira C300, HY 40, 50, 60, EATON: Empilhadeira GL83P, GL83C, GL87P, D83P, D83C, D87P, Pá carregadeira 250A, 1900, CHEVROLET- GM: Caminhão Diesel com Detroit / Perkins, HYSTER: Empilhadeira c/ Perkins 4cil. E c/ GM 4cil, MAXION: Trator MF 95X e 951, 95Y, 85X, 275, 285, 290, 295, 296, 290 e Alc.; Colhedeira 220, Trator MF 95X e 951 até 1971, MULLER: Compressor com Motor Perkins

Observação / Note: Caixa com 10 peças / Box with 10 pieces

LC



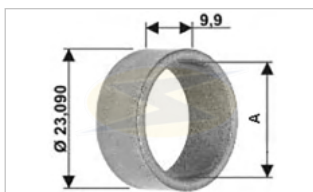
BC1-0024-00	STD	A = Ø 15,748
BC1-0024-02	2K	A = Ø 15,621
BC1-0024-03	3K	A = Ø 15,494

Aplicação / Application: MERCEDES BENZ, CBT, AGRALE, CBT, CHRYSLER - DODGE, CLARK, CUMMINS, EL DETALHE, FIAT - ALLIS, FIAT, FORD, CHEVROLET- GM, IVECO, JOHN DEERE, KOMAT

SU, SLC, TEMA TERRA, TOYOTA, VALMET, MALVES, MASSEY FERGUSON, MAXION, MULLER, MWM, POCLAIN, PUMA: Série 900, 914, 7900, 7900T, SCANIA: Ônibus e Caminhões - F, L e P 94, CASE: Escavadeiras de esteira 80CR, Escavadeiras de rodas 80P, Trator W18, W20, VIBRO: Rolo Compactador CP 22, CP 27, Vibrador CA 25, VOLKSWAGEN: 11130, 13130, 13190, 14170 BT, 15170, 16170, 16200, 17210 (6BTAA) Caminhão 7.140 Canavieiro 7100, 7120, 8100, 8120, 8140, 8150, CO CE 8150 OD, 9150 OD, 12180, 12140T, 13150, 13180, 14150, 14180, 14200, Caminhões 16170 BT-16200, 7140, 11130 e 13130, 7110S Turbo, Chassi para ônibus Volksbus 16180CO, 16210CO, 17210OD, 17240OT, B16180, L80 (6.10, 6.10 TCA, 4.10 TCA), Série-12t, 12170BT, 13170, 13190, 14170BT, 15170, 16170, 16170BT, 16200, 16210, 16180CO, 17210, 17210OD, 17240OT, B16180, e L80 (4.10 TCA, 6BTAA, 6.10 e 6.10TCA), YANMAR: Motores estacionários A E-1, A-E-2, BT22, BT33, BTD22, BTD33 e Tratores 1050D, 1050D

Observação / Note: Caixa com 10 peças / Box with 10 pieces (BOSCH: JF / JD)

I



BC1-0025-00	STD	A = Ø 19,101
BC1-0025-02	2K	A = Ø 18,974
BC1-0025-03	3K	A = Ø 18,847

Aplicação / Application: CASE, CHRYSLER - DODGE, CLARK, FIAT - ALLIS, FIAT, FORD, CHEVROLET- GM, IVECO, CASE, JOHN DEERE, KOMATSU, MALVES, MASSEY FERGUSON, MAXION,

MULLER, MWM, POCLAIN, PUMA, SCANIA, SLC, TEMA TERRA, TOYOTA, VALMET, VIBRO, MERCEDES BENZ: Caminhões L608D (OM314), 1113, 1313, 1513, 2013, 2213 (OM352), Motor estacionário, industrial, gerador e marítimo OM 314, OM 352, OM 352A, L608D, 709, 710, 712, L708E, L0708E, L0809, L0812, L0814, 912, 914, L1013, L1111, L1113, L1114, L1116, L1117, L1118, LA1113, LA1117, LPO1113, 1214C, L1218, LA1313, L1313A, L1314, L1316, L1316A, L1317, L1318, L1418, L1513, L1516, L1517, L1518, L1620, 1718, 1720, 1723, 1714K, 1717K, 1718K, 1721S, 1722S, L2013, L2014, L2016, LA2013, L2213, L2214, L2216, L2217, LA2213, LB2218, LK2218, L2314, L2318, LB2318, LK2318, 2418, 0364, 0365, OF1113, OF1114, OF1313, OH1313, OH1314, OH1316, OF1314, CBT: Tratores / Tractors, AGRALE: Motores Mwm Diesel, VOLKSWAGEN: 11130, 13130, 12170 BT, 13190, 14170 BT, 15170, 16170, 16200, 17210, YANMAR: Motores estacionários A E-1 e A E-2, BT22, BT33, BTD22, BTD33 e Tratores 1050D, 1050D

Observação / Note: Caixa com 10 peças / Box with 10 pieces (BOSCH: JF / JD)

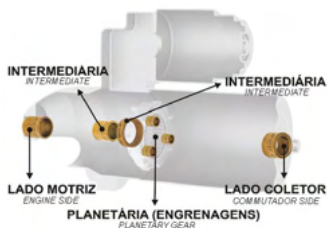
Legenda:

LM: Lado Motriz / Engine Side

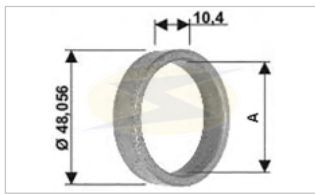
LC: Lado Coletor / Commutador Side

I: Intermediária / Intermediate

PLAN.: Planetária / Planetary Gear



LM



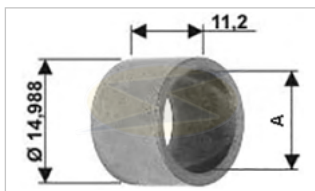
BC1-0027-00	STD	A = Ø 40,093
BC1-0027-02	2X	A = Ø 39,966
BC1-0027-03	3X	A = Ø 39,839

Aplicação / Application: SSB, ATLAS COPCO, CASE, CATERPILLAR, CUMMINS, EL DETALHE, FIAT - ALLIS, FIAT, HUBER-WARCO, IVECO, CASE, KOMATSU, MAFERSA, MALVES, MASSEY FER-

GUSON, MAXION, MERCEDES BENZ, MWM, SCANIA, VILLARES, VOLKSWAGEN, VOLVO,

Observação / Note: Caixa com 8 peças / Box with 8 pieces (BOSCH: KB)

LC



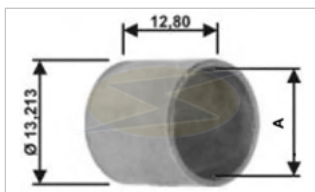
BC1-0029-00	STD	A = Ø 11,998
BC1-0029-02	2X	A = Ø 11,873
BC1-0029-03	3X	A = Ø 11,798

Aplicação / Application: VOLKSWAGEN: Kombi, Passat, Gol, Voyage, Santana, Parati, Brasília, Saveiro, **FORD:** Pampa, Corcel II, Belina II, Del-

RENAULT: Clio 1.8i, R9 1.7, R11 1.7i, R19 1.7 / 1.7i, R21 1.7 / 1.7i, Super 5 1.7, Trafic 1.7, Laguna G.Tour, Nevada, Megane, **PEUGEOT:** 106, 205, 206, 207, 306, 309, 405, 605, Partner, **CITROEN:** AX 1.3, Berlingo, C15, Saxo, XM, Xsara, ZX, **FIAT:** 147 Fiorino / Panorama, **CHEVROLET - GM:** Caravan, Chevette, Marajó, Monza e Opala

Observação / Note: Caixa com 10 peças / Box with 10 pieces

LM



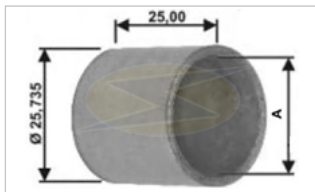
BC1-0031-00	STD	A = Ø 11,963
BC1-0031-02	2X	A = Ø 11,836
BC1-0031-03	3X	A = Ø 11,709

Aplicação / Application: CHEVROLET - GM: Caravan, Opala 6cil. Após 07/81 Motor DEL-

CO, C10 (<1982), Camaro, Lumina,

Observação / Note: Caixa com 10 peças / Box with 10 pieces

LM




BC1-0033-00	STD	A = Ø 22,615
BC1-0033-02	2X	A = Ø 22,488
BC1-0033-03	3X	A = Ø 22,361

Aplicação / Application: DELCO: 37MT, MERCEDES BENZ: Todos com Motor Br-400 (12 E 24v), Caminhões 1633, L1632, LS1632, LS1634, L1938, LS1938, S1938, L1628, L1944, L2638, OF1722, OH1628,

Plataformas O400 RSD e SER após 06/02, **FORD:** Cummins Série C, Caminhões c/ Cummins série C 6l, 12 e 24V Motor DELCO 37MT. Cargo modelos 1622, 1630, 2422, 2622, 2626, 2630, 2631, 3222, 4030 c/ motor Cummins 6CTAA8.3 litros Motor DELCO 37MT 199.38.74, **VOLKSWAGEN:** 17.220, 17.310, 23.210, 23.220, 23.310, 26.220, 26.260, 26.310 c/ motor Cummins 6CTAA8.3 litros Motor DELCO 37MT 199.38.74. 18.310 Titan Tractor Motor DELCO 37MT 104.79.302. Caminhões com motor Cummins C-6l, 12 e 24V Motor DELCO 37MT, **CATERPILLAR:** 3114, 3116 E 3176 Motor DELCO 37MT 199.38.74. 3304 e 3306 Motor DELCO 37MT 199.39.10, **CHEVROLET - GM:** 12170, 14190, 15190 e 16220 com motor Caterpillar 3116/3126 Motor DELCO 37MT 199.39.63/4,

Observação / Note: Caixa com 5 peças / Box with 5 pieces

LC




BC1-0026-00	STD	A = Ø 22,128
BC1-0026-02	2X	A = Ø 22,001
BC1-0026-03	3X	A = Ø 21,874

Aplicação / Application: SSB, ATLAS COPCO, CASE, CATERPILLAR, CUMMINS, EL DETALHE, FIAT - ALLIS, FIAT, HUBER-WARCO, IVECO, CASE, KOMATSU, MAFERSA, MALVES, MASSEY FER-

GUSON, MAXION, MERCEDES BENZ, MWM, SCANIA, VILLARES, VOLKSWAGEN, VOLVO

Observação / Note: Caixa com 10 peças / Box with 10 pieces (BOSCH: KB)

LM



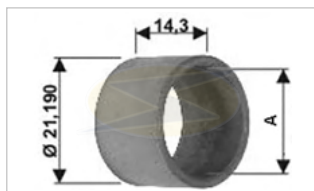
BC1-0028-00	STD	A = Ø 12,088
BC1-0028-02	2X	A = Ø 11,963
BC1-0028-03	3X	A = Ø 11,898

Aplicação / Application: FIAT: 147 (Todos / All), VOLKSWAGEN: Gol, Saveiro, Apollo, Brasília, Kombi, Parati, Passat, Santana, Voyage, Karmann

Ghia TC, Variant II, Fusca, **FORD:** Royale, Versailles, Belina, Corcel II, Del-Rey, Pampa, Escort, **CHEVROLET - GM:** Chevette, Marajó, Chevy, Omega 2.2 e 3.0, Ômega Australiano V6, Corsa 1.0 e 1.4, Vectra 2.0 e 2.2, **SEAT:** Cordoba 1.6 e 1.8, **VOLVO:** 440 Turbo, 460 GLE, 460 Turbo

Observação / Note: Caixa com 10 peças / Box with 10 pieces

I



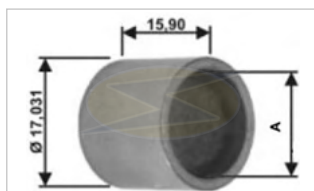
BC1-0030-00	STD	A = Ø 17,903
BC1-0030-02	2X	A = Ø 17,781
BC1-0030-03	3X	A = Ø 17,650

Aplicação / Application: VOLKSWAGEN: Kombi Diesel, Brasília, Gol, Parati, Passat, Santana, Saveiro, Voyage Todos refrigerados a ar, Gol, Sedan 1300 1500 (10/81->), Kombi, Brasília e Saveiro (gasolina e álcool) após

07/82, **FIAT:** 147 (Todos / All), 147 Fiorino / Panorama, **FORD:** Corcel II, Belina II e Del-Rey, Escort, Pampa, Scala, Jeep, Maverick, Rural, F75, Royale, Ghia, F1000 6cc álcool 221 CID, **CHEVROLET - GM:** Caravan, Chevette, Marajó, Monza, Opala

Observação / Note: Caixa com 10 peças / Box with 10 pieces

LM

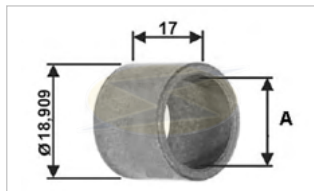


BC1-0032-00	STD	A = Ø 14,059
BC1-0032-02	2X	A = Ø 13,945

Aplicação / Application: DELCO: 28 MT, KOMATSU: Retro escavadeira PC200 c/ motor cummins 4BT3.9, 6B5.9, 6BT5.9, 6BTAA Motor DELCO 28MT 1113277, SUZUKI: Motor DELCO 28MT,

Observação / Note: Caixa com 10 peças / Box with 10 pieces

I

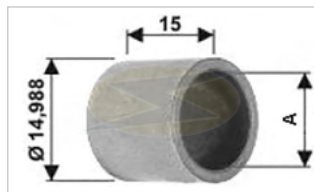


BC1-0034-00	STD	A = Ø 14,875
BC1-0034-02	2X	A = Ø 14,748
BC1-0034-03	3X	A = Ø 14,621

Aplicação / Application: DODGE: 1800 Polara, CLARK: Empilhadeira CHY 20/25 com GM 4cil., Mini Pá carregadeira Bob Cat. c/ motor Agrale, WILLYS: Rural, Jeep, F75, **FORD:** Rural, Jeep, F100, Maverick 6cil, WAPSA

Observação / Note: Caixa com 10 peças / Box with 10 pieces

LM



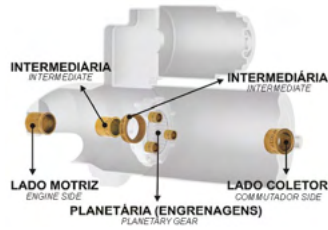
BC1-0035-00	STD	A = Ø 11,998
BC1-0035-02	2X	A = Ø 11,871

Aplicação / Application: DODGE: 1800 Polara, CLARK: Empilhadeira CHY 20/25 com GM 4cil., Mini Pá carregadeira Bob Cat. c/ motor Agrale, WILLYS: Rural, Jeep, F75, **FORD:** Rural, Jeep, F100, Maverick 6cil, WAPSA

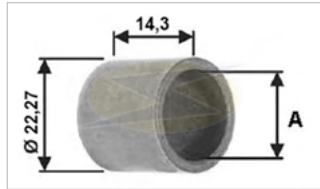
Observação / Note: Caixa com 10 peças / Box with 10 pieces

Legenda:

- LM:** Lado Motriz / Engine Side
- LC:** Lado Coletor / Commutador Side
- I:** Intermediária / Intermediate
- PLAN.:** Planetária / Planetary Gear



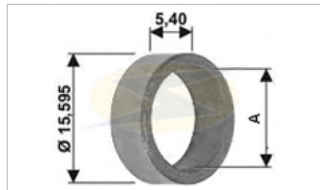
BC1-0036-00 STD A = Ø 18,968



Aplicação / Application: **PÁ CARREGADEIRA:** W7, **CLARK:** Empilhadeira CHY 60, 70, 80, 100, 120, 140, C300, HY 40 / 50 / 60 Trator Michigan 75A, 11 111 até 1971, **HYSTER:** Empilhadeira c/ Perkins 4cil. E c/ GM 4cil., **EATON:** Empilhadeira GL83P, GL83C,

GL87P, D83P, D83C, D87P, Pá carregadeira 250A, 1900, **WAPSA, FORD:** Cargo 1114 / 1117 / 1218 / 1314 / 1317 / 1418 / 1419 / 1514 / 1517 / 1615 / 1619 / 1622 / 2215 / 2218 / 2218T / 2319, **CASE:** Pá Carregadeira W-7 com Perkins 6cil., Retroscavadeira 580E, 580CK e 580H, **JOHN DEERE:** Trator 6300, 6600 e 7500 após 1996
Observação / Note: Caixa com 10 peças / Box with 10 pieces

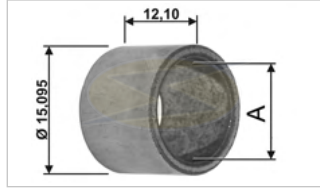
BC1-0038-00 STD A = Ø 12,095



Aplicação / Application: **FORD:** Fiesta Turbo 1.0, 1.4, Verona, Escort Zetec, Escort, Focus, Mondeo, F150, Ranger, Ka, **CHEVROLET - GM:** Blazer, C20, Chevy MX, Corsa, **NISSAN:** Máxima, 100 NX, 200 SX, Almera, Cherry, Micra, NX, Prairie, Primera, Pulsar,

Sentra, Sunny, **PEUGEOT:** Boxer, 205, 306, 405, Partner, **AGRALE:** Trator 4100 / 4100.4 / 4230 / 4230 Industrial / 4230.4, **FIAT:** Duna, Fiorino, Palio, Siena, Uno, **RENAULT:** Clio, Mégane, **SEAT:** Inca, **VOLKSWAGEN:** Gol, Logus, Pointer, Polo, Quantum, Santana, Saveiro, Golf, **CITROEN:** Berlingo
Observação / Note: Caixa com 10 peças / Box with 10 pieces

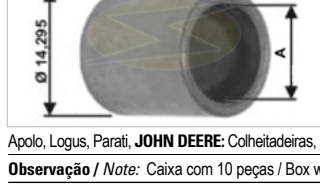
BC1-0040-00 STD A = Ø 12,048



Aplicação / Application: **CITROEN:** Berlingo, **FIAT:** Fiorino, Elba, Uno, Prêmio, Palio, Siena, Tipo, **FORD:** Escort Guará, Hobby L e GL, Escort, Pampa, Fiesta, Focus, Mondeo, Orion, Verona, F150, Ranger, **CHEVROLET - GM:** Corsa, Traffic, **NISSAN:** Máxima, **PEUGEOT:** 205, 306, 405,

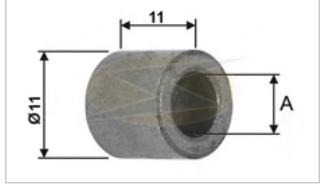
Partner, **RENAULT:** Clio, R19, Trafic, **VOLKSWAGEN:** Apolo, Logus, Gol, Saveiro, Voyage, Parati, Quantum, Santana
Observação / Note: Caixa com 10 peças / Box with 10 pieces (LUCAS INDIEL)

BC1-0042-00 STD A = Ø 11,153



Aplicação / Application: **FIAT:** Uno 1.6 (1994-), Fiorino, Elba, Prêmio, Palio, Siena, Tipo, **FORD:** Escort, Pampa, Fiesta, F100, Ranger, Cargo modelo 1416 e 1722, F14000, **CHEVROLET - GM:** Blazer, S10, Traffic T352 e TA52, **VOLKSWAGEN:** Gol, Voyage, Saveiro, Apolo, Logus, Parati, **JOHN DEERE:** Colheitadeiras, **MASSEY FERGUSON, MWM, RENAULT:** Clio, R19, Trafic T352
Observação / Note: Caixa com 10 peças / Box with 10 pieces

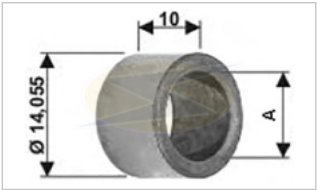
BC1-0044-00 STD A = Ø 5,498



Aplicação / Application: **FIAT:** Tempra Turbo, Tipo 1.6/2.0, Uno SL/CL, Fiorino, Weekend, Spazio Motor BOSCH, **RENAULT:** R21 (21 2.2) Motor BOSCH EF 9.000.082.075. R11, R12, R18, R19, R21 e Trafic gas., Motor BOSCH EF 9.000.082.075

Observação / Note: Caixa com 10 peças / Box with 10 pieces

LC



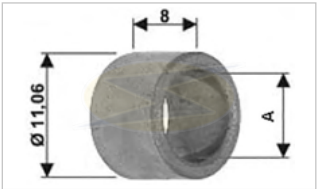
BC1-0037-00 STD A = Ø 10,048

BC1-0037-02 2K A = Ø 9,943

Aplicação / Application: **VOLKSWAGEN:** Beetle, Golf, Passat, Parati, Santana, Saveiro, Voyage, Gol, Logus, Pointer, Pólo, **CHEVROLET-GM:** Vectra, Astra, Blazer, Ipanema, Kadett, Omega, Celta, Colsa, Opala, **ALFA ROMEO, AUDI, BMW, CHRYSLER - DODGE, CITROEN, FIAT:** Bravo, Doblo, Palio, Siena, Strada, Marea, Brava, Tempra, Uno, Mobi, Argo **FORD:** Courier, EcoSport, Ka, Fiesta, Verona, Mondeo, Ranger, Corcel, Belina, Pampa, Del-Rey, Transit 2.2 TDCi (2011->), Transit 2.2 TDCi 4x4 (2011-2014), Transit 2.2 TDCi RWD (2011-2014), Transit FT 2.2 TDCi 4X4 (2014->), Transit FT 2.2 TDCi RWD (2014->), Focus 1.0 3Cil (2012->), Fiesta VI 1.0 3cil (2013-2014), Fiesta VII 3Cil (2017->), **JAGUAR, LADA, LAND ROVER, MERCEDES BENZ, NISSAN, PEUGEOT, PORSCHE, RENAULT, SEAT, TOYOTA, VOLVO**

Observação / Note: Caixa com 10 peças / Box with 10 pieces

LM / I



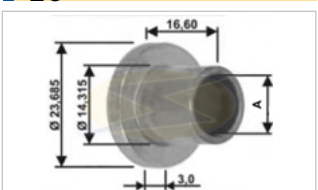
BC1-0039-00 STD A = Ø 8,100

BC1-0039-02 2K A = Ø 7,970

Aplicação / Application: **MERCEDES BENZ:** Sprinter 310D, 312D, 412D, **FIAT:** Duna, Fiorino, Palio, Siena, Uno, Strada, Ducato, **FORD:** Courier, EcoSport, Escort, Fiesta, Focus, Ka, Mondeo, Ranger, Verona, F250, F1000, Cargo modelo 1416, 1722, F14000, **CHEVROLET - GM:** C20, Corsa, Blazer, S10, **RENAULT:** Clio, Mégane, R19, **VOLKSWAGEN:** Gol, Logus, Pointer, Polo, Quantum, Santana, Saveiro, **AGRALE:** Trator 4100 / 4100.4 / 4230 / 4230 Industrial / 4230.4, **SEAT:** Inca, **CITROEN:** Berlingo, **PEUGEOT:** 205, 306, 405, Boxer, Partner, **JOHN DEERE:** Colheitadeiras, **VOLVO:** Modelos B7R D7A, B7R D7B, B7R D7C a partir de 06/97

Observação / Note: Caixa com 10 peças / Box with 10 pieces

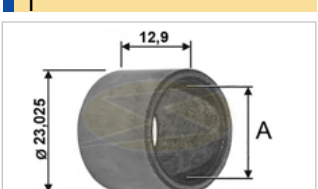
LC



BC1-0041-00 STD A = Ø 11,138

Aplicação / Application: **FIAT:** Uno (1994->), **VOLKSWAGEN:** Gol, Voyage, Parati, Quantum, Santana, Saveiro, Apollo, Logus, **FORD:** Galaxy, Versailles, Pampa
Observação / Note: Caixa com 10 peças / Box with 10 pieces

I



BC1-0043-00 STD A = Ø 19,013

BC1-0043-02 2K A = Ø 18,900

Aplicação / Application: **NEW HOLLAND, CASE, SCANIA:** Caminhões P 93 H94 C/D/G - P94.R124/360-400-420-420 Hpi-360-400-420-420 Hpi, Modelos BN 113 ALB. 113 CLB 1990.05 1998.08, 369.554. 571.451, F 113 HL/HR 1990.06 1998.08, F 82 CL 1981.10

1995.01, F 93 HL/HR 1990.06 1998.01, K 113 CLA/CRA. CLB 1982.05 1998.08, K 82 CL. 82 CR 1985.06 1995.12, K 92 CL. CR 1982.05 1994.12, K 93 CL. CLB. CR. CRB 1987.11 2001.12, K 94 E. 94 IB 1997.09 2000.10, L 113 CLB. CLL 1990.01 1998.08, L81 1975.05 1980.04, L 94 IB 1997.03, N 113 ALB. CLB CLL/CRL. DBR 1991.04 1998.08, N 94 UB 1997.09 2002.08, S 82 CL. 82 HR 1981.10 1983.12, **IVECO:** 110-13/110-16/120-13/130-13/130-16/60-9/75-9/80-13/80-16/90-13, **FORD:** Série TM 135, TM 150, TM 160, Case MX, MXM, Valtra BM, BH, **FIAT:** Tipo 1.6/2.0 e Uno 1.5/1.6 Motor LUCAS M93
Observação / Note: Caixa com 10 peças / Box with 10 pieces

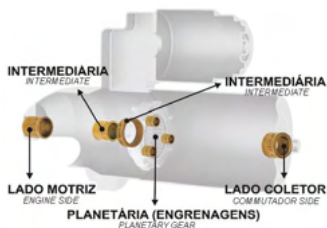
Legenda:

LM: Lado Motriz / Engine Side

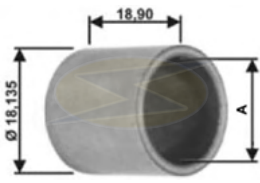
LC: Lado Coletor / Commutador Side

I: Intermediária / Intermediate

PLAN.: Planetária / Planetary Gear



LM / LC / I



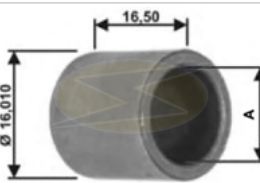
Retro escavadeira, **MERCEDES BENZ:** Caminhões 608, 911, L1112, L1114, L709, 710, 912, 913, 1114, 1215, 1615, 1620, 1622, O364, OF1214, 1320, OH1315, O371, 1316, 1319, 1420, 1419, **MWM:** Motores de 4 e 6 cilindros, **PEUGEOT:** 504

Observação / Note: Caixa com 8 peças / Box with 8 pieces (LUCAS INDIEL)

BC1-0046-00 STD A = Ø 15,063
BC1-0046-02 2X A = Ø 14,940
BC1-0046-03 3X A = Ø 14,785

Aplicação / Application: **CHEVROLET- GM:** D20, Traffic Diesel TA12, TA52, T312, T352.
FORD: F100, F1000, F150, F250, F4000, **JOHN DEERE:** Trator 6300, 6600, 7500, Motoniveladora, Pá Carregadeira,

LM / LC




Observação / Note: Caixa com 10 peças / Box with 10 pieces

BC1-0048-00 STD A = Ø 12,010
BC1-0048-02 2X A = Ø 11,883
BC1-0048-03 3X A = Ø 11,756

Aplicação / Application: **BMW:** 320, 518, 520, 525, 1500, 1600, 1602, 1802, 2002, 2500, 2800,
FIAT: Tipo, Spazio, Uno, Fiorino, Elba, prêmio, **PEUGEOT:** 504, **FORD:** F1000

I / LM




(BOSCH EV)

BC1-0050-00 STD A = Ø 12,090

Aplicação / Application: **CHEVROLET:** S10, Omega, Suprema, **PEUGEOT:** 205, 306, 405,
RENAULT: R19, **SEAT:** Cordoba, Ibiza, **VOLKSWAGEN:** Gol, Golf, Passat

Observação / Note: Caixa com 10 peças / Box with 10 pieces

LM

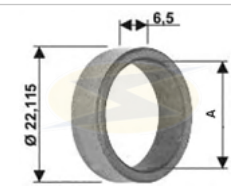


Observação / Note: Caixa com 10 peças / Box with 10 pieces

BC1-0052-00 STD A = Ø 10,060
BC1-0052-02 2X A = Ø 9,933
BC1-0052-03 3X A = Ø 9,806

Aplicação / Application: **FIAT:** Palio Weekend, Siena, Strada, Tipo, Tempra, 500, 600, Brava, Bravo, Doblò, Fiorino, Marea, Palio, Punto, Scudo, Stilo, Uno, **CITROEN:** Jumpy, **RENAULT:** Trafic

I



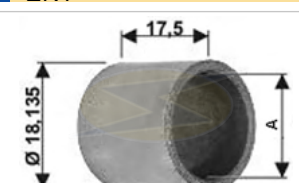
405, 605, Partner, **RENAULT:** Clio, R9, R11, R19, R21, Super 5, Trafic, **AUDI:** A3, S3, TT, **FIAT:** Ducato, **CHEVROLET- GM:** Corsa, Omega, Vectra, Opala e Caravan, **MERCEDES BENZ:** 180D, Sprinter, **NISSAN:** Máxima, **PORSCHE:** Boxter, **SEAT:** Cordoba, Ibiza, **VOLKSWAGEN:** Beetle, Golf, Parati, Quantum, Santana, Saveiro, Pólo, Pointer, Orion, Gol, **VOLVO:** S80

Observação / Note: Caixa com 10 peças / Box with 10 pieces

BC1-0045-00 STD A = Ø 18,015
BC1-0045-02 2X A = Ø 17,885
BC1-0045-03 3X A = Ø 17,765

Aplicação / Application: **FORD:** Escort, Verona, F250, Sprinter, Mondeo, F150, Ranger, Fiesta, Focus, Ka, Corcel, Belina, Pampa, Del-Rey, **CITROEN:** AX, Berlingo, Saxo, XM, Xsara, ZX, **PEUGEOT:** 106, 205, 206, 207, 306, 309,

LM




1622, O364, OF1214, 1320, OH1315, O371, 1316, 1319, 1420, 1419, 608, 1112, **MWM:** Motores de 4 e 6 cilindros

Observação / Note: Caixa com 10 peças / Box with 10 pieces

BC1-0047-00 STD A = Ø 15,063
BC1-0047-02 2X A = Ø 14,940

Aplicação / Application: **CHEVROLET-GM:** D20, Traffic, **FORD:** F100, F1000, F150 e F250, F4000, **JOHN DEERE:** Trator 6300, 6600 e 7500 após 1996, **MASSEY FERGUSON:** Motores MAXION IOCHPE D, **MERCEDES BENZ:** Caminhões L709, 710, 912, 913, 1114, 1215, 1615, 1620,

LM / LC

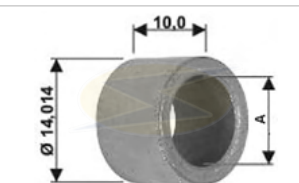


Observação / Note: Caixa com 10 peças / Box with 10 pieces

BC1-0049-00 STD A = Ø 12,088
BC1-0049-02 2X A = Ø 11,890
BC1-0049-03 3X A = Ø 11,765

Aplicação / Application: **FORD:** F300, F350, F600, F700, F1000, F100, Ranger, Cargo 1416, 1722, **CHEVROLET - GM:** Blazer, S10, Silverado, Caminhão C400, **JOHN DEERE:** Colheitadeiras, **MASSEY FERGUSON, MWM**

LC



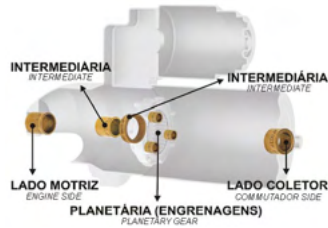
Jumpy 1.6 / 1.6i, **CHEVROLET- GM:** Prisma, Celta Classic, Agile, Spin, Montana, Onix, Cobalt, Astra, Corsa, Meriva, Captiva 3.6 V6, Camaro 3.6 (2010-2015), Colorado 3.6 (2013-2016), Equinox 3.6 (2008-2017), Impala 3.6 (2014-2017), Malibu 3.6 (2008-2012), Traverse 3.6 (2009-2017), Cruze (2016-2019), Tracker (2017-2019), **OPEL:** Insignia 1.5 (2017->), Insignia 1.5 Country Tourer (2017->), Insignia 1.5 Sports Tourer (2017->), Mokka 1.4 (2016->), **MINI:** L200, **RENAULT:** Clio 1.0 (1999-2016), Logan 1.0 (2007-2018), Sandero 1.0 (2007-2018), **TOYOTA:** Corolla 2.0, **NISSAN:** Versa, March 1.0 (2012->), **JEEP:** Compass 2.4, **FORD:** Fusion 3.0L V6 (2010), Ka (2014->), Courier (1999-2013), Ecosport (2003-2014->), Escort (2000-2002), Fiesta (1999-2014->), Ranger 2.2 TDCi (2011->), Ranger 2.2 / 3.2 TDCi 4x4 (2011->), **MERCURY:** Milan 3.0L V6 (2010), **PORSCHE:** Panamera, Cayenne 3.0 D (2010->), **VW:** Toureg, **AUDI:** A4, A5, A6, A7, A8, Q5, Q7 3.0 TFSi (2010->), SQ5 3.2 V6 (2014-2017), S4 3.0 V6 (2013-2016), S5 3.0 V6 (2010-2016), S5 4.2 Quattro (2007->), **BENTLEY:** Continental 4.0 AWD (2013->), Continental Cabriolet 4.0 AWD (2012->), Continental Coupe 4.0 AWD (2011->), **BMW:** X1, 220i, 225i, 320 2.0 i (2018-2022), **MINI:** Mini Cooper Clubman (2016->) 2.0, **BUICK:** Allure 3.6 (2007-2010), Enclave 3.6 (2008-2017), LaCrosse 3.6 (2007-2016), Rendezvous 3.6 (2006), **CADILLAC:** ATS (2013-2015), CTS 3.6 (2007-2013), SRX 3.6 (2006-2016), STS 3.6 (2006-2011), XTS 3.6 (2013), **GMC:** Acadia 3.6 (2007-2015), Canyon 3.6 (2015-2016), Terrain 3.6 (2013-2017), **PONTIAC:** G6 3.6 (2007-2009), Torrent 3.6 (2008-2009), Aura 3.6 (2007-2009), Outlook 3.6 (2007-2010), Vue (2008-2010), **KIA:** Rio (2011->), Picanto 1.0 (2004->), **ACURA:** RL 3.7 (2009-2010), TL 3.5 (2009-2011), **HONDA:** Accord 3.5 (2008-2012), Accord Crosstour 3.5 (2010-2011), Crosstour 3.5 (2012->), Odyssey 3.5 (2007-2013), Pilot 3.5 (2009-2015), Ridgeline 3.5 (2009-2014), **MBB:** Modelos C / CLS / E / GLK / SLK / Mixto / Sprinter / Viano / Vito

UNIFAP: Utilizada nas Planetárias: 13.120, 13.121, 13.122, 15.101

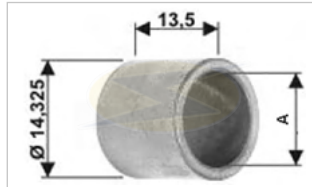
Observação / Note: Caixa com 10 peças / Box with 10 pieces

Legenda:

- LM:** Lado Motriz / Engine Side
- LC:** Lado Coletor / Commutator Side
- I:** Intermediária / Intermediate
- PLAN.:** Planetária / Planetary Gear



LM / I



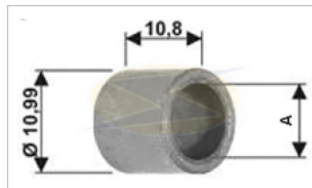
BC1-0053-00	STD	A = Ø 11,215
BC1-0053-02	2X	A = Ø 11,088
BC1-0053-03	3X	A = Ø 10,961

Aplicação / Application: FIAT: Fiorino, Ducato, Uno, Tipo, Premio, Elba, Prêmio, Tipo, MERCEDES BENZ: OF1316, OH1316, OH1318, OH1320, O371, OF215, OF1315 6cil, O371, OF215, 1315, OH1316,

1318, 1320, Ônibus OH Todos 6cil., 1214, 1414, 1418, 1614, Sprinter, VOLKSWAGEN: Gol, Parati e Saveiro, Caminhões, 17.22, 23.22, 26.22, 26.26, 17.31, 18.31, 23.31, 26.31, Titan 17.310, 18.310, 23.310, 26.310, 26.250E, AGRALE, MWM, CHRYSLER - DODGE: Dodge Ram, CUMMINS, FORD: F350, F1000, Ranger, Escort Hobby e Guarujá, F250, F350, F4000, CHEVROLET - GM: Silverado, VALTRA: Trator BH 140 160, 180, BL77 e 88, BM100, 110 e 120, Trator Leve 685C, 785C - Trator pesado 1280, 1580, 1780, VOLVO: VM 17 23

Observação / Note: Caixa com 10 peças / Box with 10 pieces

LM



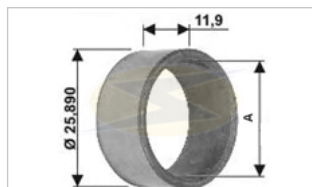
BC1-0055-00	STD	A = Ø 8,000
BC1-0055-02	2X	A = Ø 7,880

Aplicação / Application: FORD: F350, F1000, Ranger, Fiesta, Escort, Corcel, Belina, Pampa, Del-Rey, F100, F150, F250, Transit Diesel, Ônibus B7000, F4000, CHEVROLET - GM: Silverado, Omega, Vectra, Corsa, Opala, Caravan, Astra, Blazer, Celta, S10, Meriva,

VOLKSWAGEN: Gol, Santana, Saveiro, Parati, Beetle, Golf, Pólo, Transporter, Caminhões 710 / 7100 / 8120 / 8150 / 13150 / 13180 / 13190 / 15180 / 15190 / 17210 / 23210, Ônibus B8150 OD / B9150 / B16210 / B17210 OD / B17240 OT, AGRALE: 7500, 8000, 8500, 9200, Trator 5075 / 5075.4 / 5085 / 5085.4, CUMMINS: Motor 6B 5.9 / 6BT 5.9 / 6BTA 5.9 / B 5.9 / B 5.9 Aftercooler / B 5.9 eletrônico, DODGE: D1000, FIAT: Palio, Stilo, Tempra, JOHN DEERE: Colheitadeira 1165 / 1175 / 1450, Trator 7500, LAND ROVER: Defender, Discovery, MASSEY FERGUSON: Colheitadeira MF3640 / MF5650, Trator MF250X / MF297 / MF299 / MF640 / MF650 / MF660 / MF680 / MF5320, MERCEDES BENZ: Sprinter, NEW HOLLAND: Trator TL65E / TL75E / TL85E / TL95E, PEUGEOT: 404 Diesel, 504 Diesel, 505 Diesel, AUDI: A3, TT, PORSCHE: Boxter, SEAT: Cordoba, Ibiza, Vario, VOLVO: S80

Observação / Note: Caixa com 10 peças / Box with 10 pieces

LC



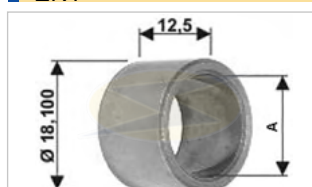
BC1-0057-00	STD	A = Ø 21,840
BC1-0057-02	2X	A = Ø 21,720

Aplicação / Application: VOLKSWAGEN: 17.220, 23.220, 26.220, 26.260, Titan 17.310, 18.310, 23.310, 26.310, 26.250E, Miniônibus, MWM: Motores De Partida / Starter Engines M100R 12 E 24V, CUMMINS: Motor 6B TA/6BT, B 5.9, C 8.3, C6CT, CTA

8.3, ISB02 5.8, FORD: Cargo 1622 / 2422 / 2425 / 2425 Mixer / 2630, MERCEDES BENZ: OF1214, OF1215, OF1414, OF1418, OF1614, O371, OF215, 1315, OH1316, 1318, 1320, Ônibus 1214, 1414, 1418, 1614, AGRALE: Marruá, JOHN DEERE: Colheitadeira 1550, Motoniveladora 570 / 570A, Trator 1420 / 2140 / 2330 / 2420 / 2530 / 2730 / 2850 / 3140 / 3350 / 3420 / 3530 / 3540 / 4420 / 4530 / 5320N / 5520N / 5410 / 5600 / 5700 / 6300 / 6600 / 6605 / 7505 / 7820, CHRYSLER - DODGE: Dodge Ram, VALTRA: Trator BH 140 160 e 180, BL77 e 88, BM100 110 e 120, 685C, 785C, 1280, 1580, 1780, VOLVO: VM 17 23

Observação / Note: Caixa com 10 peças / Box with 10 pieces

LM



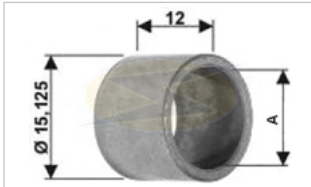
BC1-0059-00	STD	A = Ø 14,100
BC1-0059-02	2X	A = Ø 13,973

Aplicação / Application: FORD: Cargo 815 e 815VUC, 1217, 1417, 1421, 1617, 1621, 6BT 5.9, 6BTA 5.9, 4BT 3.9, F4000, F1000, F100 F150, F350, MERCEDES-BENZ: Sprinter, MASSEY FERGUSON: Colheitadeiras MF3640, 5650, MF86HS, MF96HS, Trator MF

150, 155, 165, 255, 265, 275, 283, 290, 292, 297, 299, 640, 650, 660, 680, 1095, 1098, 1195, 1078, 1088, 1175, 1185, 1215T, 1250 e 5160, 5272, 5275, 5285, 52902, 5300, 5310, 5320, 6.354, 6.305, 3.152, 4.203 - 5.8, 5.0, 2.5, 3.3, 3.152 2.5, IVECO: Daily Turbo Diesel, CHEVROLET-GM: Gran Blazer, D20, Silverado, LAND ROVER: Defender, Discovery, MITSUBISHI: L200, Pajero, MWM: Séries X10 e 229

Observação / Note: Caixa com 10 peças / Box with 10 pieces

LM

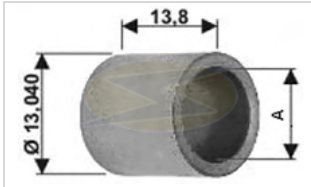


BC1-0054-00	STD	A = Ø 12,080
BC1-0054-02	2X	A = Ø 11,950

Aplicação / Application: FORD: F-250, F-350, Ranger, Escort, FIAT: Ducato, Uno, MERCEDES BENZ: Sprinter, VOLKSWAGEN: Gol, Parati, saveiro, MASSEY FERGUSON: Tratores 1075, 1078, 1088, 1175, 1185, 1215T, 1098, 1195, 150, 155, 165, 255, 265, CHEVROLET - GM: Silverado, IVECO: 619

Observação / Note: Caixa com 10 peças / Box with 10 pieces

LM



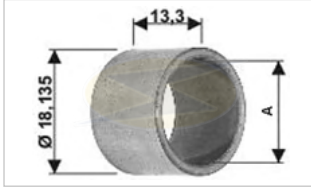
BC1-0056-00	STD	A = Ø 10,050
BC1-0056-02	2X	A = Ø 9,930

Aplicação / Application: VOLKSWAGEN: 17.220, 23.220, 26.220, 26.260, Titan 17.310, 18.310, 23.310, 26.310, Caminhão Pesado 26.250E, MWM: Motores De Partida / Starter Engines M100R 12 E 24V, CUMMINS: Motor 6B TA/6BT, FORD: Cargo 1622

/ 2422 / 2425 / 2425 Mixer / 2630, MERCEDES BENZ: OF1214, OF1215, OF1414, OF1418, OF1614, O371, OF215, 1315, OH1316, 1318, 1320, Ônibus OH Todos 6cil., Ônibus 1214, 1414, 1418, 1614, AGRALE: Marruá, JOHN DEERE: Colheitadeira 1550, Motoniveladora 570 / 570A, Trator 1420 / 2140 / 2330 / 2420 / 2530 / 2730 / 2850 / 3140 / 3350 / 3420 / 3530 / 3540 / 4420 / 4530 / 5320N / 5520N / 5410 / 5600 / 5700 / 6300 / 6600 / 6605 / 7505 / 7820, CHRYSLER - DODGE: Dodge Ram, CLARK: Empilhadeira, FORD: Caminhões, CHEVROLET-GM: Celta, Corsa, Meriva, HYSTER: Empilhadeira, MITSUBISHI: Empilhadeira, VALTRA: Trator BH 140 160 e 180, BL77 e 88, BM100 110 e 120, 685C, 785C, 1280, 1580, 1780, VOLVO: VM 17 23

Observação / Note: Caixa com 10 peças / Box with 10 pieces

I



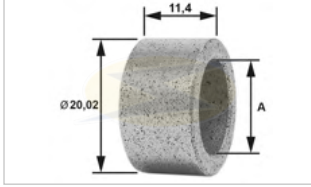
BC1-0058-00	STD	A = Ø 15,063
BC1-0058-02	2X	A = Ø 14,925

Aplicação / Application: VOLKSWAGEN: 17.220, 23.220, 26.220, 26.260, Titan 17.310, 18.310, 23.310, 26.310, 26.250E, MWM: Motores De Partida / Starter Engines M100R 12 E 24V, CUMMINS: Motor 6B TA/6BT, B 5.9, C 8.3, C6CT / CTA 8.3, ISB02 5.8,

FORD: Tractor, Cargo 1622 / 2422 / 2425 / 2425 Mixer / 2630, MERCEDES BENZ: OF1214, OF1215, OF1414, OF1418, OF1614, O371, OF215, 1315, OH1316, 1318, 1320, Ônibus 1214, 1414, 1418, 1614, AGRALE: Marruá, JOHN DEERE: Colheitadeira 1550, Motoniveladora 570 / 570A, Trator 1420 / 2140 / 2330 / 2420 / 2530 / 2730 / 2850 / 3140 / 3350 / 3420 / 3530 / 3540 / 4420 / 4530 / 5320N / 5520N / 5410 / 5600 / 5700 / 6300 / 6600 / 6605 / 7505 / 7820, CHRYSLER - DODGE: Dodge Ram, VALTRA: Trator BH 140 160 e 180, BL77 e 88, BM100 110 e 120, 685C, 785C, 1280, 1580, 1780, VOLVO: VM 17 23

Observação / Note: Caixa com 10 peças / Box with 10 pieces

I



BC1-0060-00	STD	A = Ø 14,000
--------------------	------------	--------------

Aplicação / Application: VOLKSWAGEN: Caminhões, MERCEDES BENZ: Sprinter FORD: F100, F150, F1000, Cargo Modelos 815 e 815VUC, 1217, 1417, 1421, 1617, 1621, CHEVROLET-GM: Gran Blazer, D20, Silverado, IVECO: Daily Turbo Diesel, LAND ROVER: Defender, Discovery,

MASSEY FERGUSON: Colheitadeiras MF86HS, MF96HS, MF3640, MF5650, Trator MF 265, 275, 283, 290, 292, 5272, 5275, 5285, 52902, 5300, 5310, MF297, 299, 640, 650, 660, 680, 5320, 150, 155, 165, 255, 265, 1095, 1098, 1195, 1078, 1088, 1175, 1185, 1215T, 1250, 5160, 6.354, 6.305, 3.152, 4.203 - 5.8, 5.0, 2.5, 3.3, MF250X, MWM: Séries X10 e 229

Observação / Note: Caixa com 10 peças / Box with 10 pieces

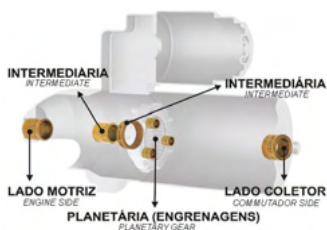
Legenda:

LM: Lado Motriz / Engine Side

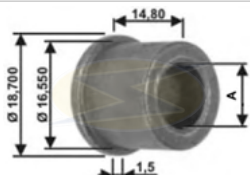
LC: Lado Coletor / Commutador Side

I: Intermediária / Intermediate

PLAN.: Planetária / Planetary Gear



LC



BC1-0062-00 STD A = Ø 10,050

BC1-0062-02 2K A = Ø 9,930


BC1-0062-03 3K A = Ø 9,810

Aplicação / Application: **CHEVROLET-GM:** Blazer, S10, **FORD:** F-1000, F250, F12000, F14000, F16000, F4000, **FIAT:** Ducato, **JEEP:** Grand Cherokee, **DODGE:** Dakota 2.5 D, **MERCEDES BENZ:** Sprinter, **IVECO:** Daily,

BMW: 750 i e iL, 850 Ci Csi i Ci, **LAND ROVER:** Defender 2.5 Turbo Diesel, Discovery 2.5 Tdi, Range Rover 2.5 Tdi, **MARCOPOLO:** Volare 4.07 TCA, **PEUGEOT:** Boxer, **RENAULT:** Express Diesel, **SSANGYONG:** Musso 2.3 e 2.9 D

Observação / Note: Caixa com 10 peças / Box with 10 pieces

PLAN.

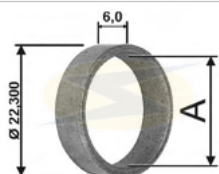


BC1-0064-00 STD A = Ø 19,100

Aplicação / Application: **CLARK, HYUNDAI, MITSUBISHI:** Empilhadeira, **UNIFAP:** Utilizada no Reparo R-0066

Observação / Note: Caixa com 10 peças / Box with 10 pieces

I

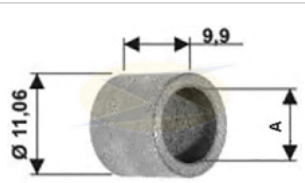


BC1-0068-00 STD A = Ø 19,030

Aplicação / Application: **FORD:** Fiesta, Focus, Ka, Mondeo, Ranger, Escort, F1000, Maverick, Transit, **VOLKSWAGEN:** Polo Classic, Pointer, **UNIFAP:** Utilizada nas Planetárias: 13.119, PL-005, R=0059/0084,

Observação / Note: Caixa com 10 peças / Box with 10 pieces

PLAN. / LC



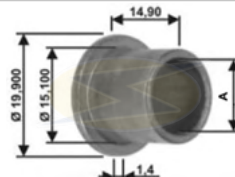
BC1-0071-00 STD A = Ø 8,020

Aplicação / Application: **FIAT:** Uno, Mobi, Argo, Doblo 1.8, Grand Siena 1.6, Idea 1.4 / 1.6 / 1.8, Palio 1.6 / 1.8 / Weekend 1.6, Punto 1.4 / 1.6 / 1.8, Siena 1.6, Strada 1.6 / 1.8, Bravo, Linea, **MERCEDES-BENZ:** Série - 7T, 9T, 12T, 14T, 16T, 24T, O, **AUDI:** A2 1.6 FSi (2002-2005), A6,

A8, **FORD:** F250, F350, Fiesta, Ka, Courier, **CHEVROLET-GM:** Celta, **VOLKSWAGEN:** Bora 1.6 (2002-2005), Fox 1.2 (2005-2010), Fox 1.4 (2005->), Lupo 1.6 GTi (2000-2005), New Beetle 1.4 (2001-2010), Polo 1.2 (2001->), Polo 1.4 (2001-2003), Polo 1.4 16V (2001->), Polo 1.4 FSi (2002->), Fox, Golf, Pointer, **SEAT:** Cordoba 1.2 (2002->), Cordoba 1.4 16V (2002->), Cordoba 1.6 (2003->), Ibiza 1.2 (2002->), Ibiza 1.4 16V (2004-2007), Ibiza 1.6 (2003->), **SKODA:** Fabia 1.2 (2001->), Fabia 1.2 Praktik (2003->), Fabia 1.4 16V (1999->), Fabia 1.4 Praktik (2004-2007), **RENAULT:** Sandero (2018), Logan 2018, **NISSAN:** Versa, **LAND ROVER:** Discovery 3 2.7 (2012), Range Rover Diesel, **BMW:** 530i, 540i, 730i/iL, 735i/iL 3.5 (1994-2001), 740i/iL 4.0 (1991-1996), 740i/iL 4.4 (1996-2001), 840Ci 4.4 (1994-1999), 840i 4.0 (1993-1996), M5 5.0 (1998-2003), X5 4.4 i (1999-2003), X5 4.5 is (2002-2003), Z8 5.0 (2000-2003), **PORSCHE:** Panamera, **CITROEN:** Aircross 1.6 (2018-2019), C4 Cactus 1.6 (2022), **PEUGEOT, UNIFAP:** Utilizada nas Planetárias: 11.003, 11.010, 11.011, 11.015, 11.018, 11.019, 11.025, 11.029, 11.037, 11.056, 11.059, 11.067, 11.073, 11.088, 11.090, 11.099, 11.104, 11.117, 11.118, 11.122, 11.126, 11.128, 11.143, 11.145, 11.161, 11.307, 11.509, 12.147, 12.149, 12.212, 12.219, 12.221, 12.222, 12.343, 14.150, 14.910, 15.100, 15.101

Observação / Note: Caixa com 10 peças / Box with 10 pieces

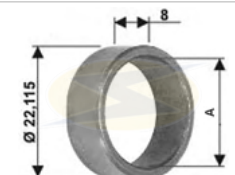
BC1-0061-00 STD A = Ø 12,070



Aplicação / Application: **MERCEDES BENZ:** Sprinter 310D, 312D, 412D (OM014 LA e OM014 A) **FIAT:** Ducato, **FORD:** F100, F1000, F150 e F250, **CHEVROLET - GM:** Pick-Up Diesel c/ Maxion após 1994, **MASSEY FERGUSON:** Motores MAXION IOCHPE D

Observação / Note: Caixa com 10 peças / Box with 10 pieces

PLAN. / LC



BC1-0063-00 STD A = Ø 18,015

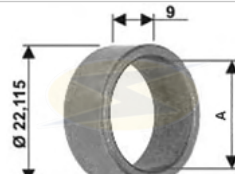
BC1-0063-02 2K A = Ø 17,880

Aplicação / Application: **FORD:** F1000, F1000, F150, F350, F4000, Ranger, Cargo Modelos 815 e 815VUC, 1217, 1417, 1421, 1617, 1621, **CHEVROLET-GM:** Gran Blazer, D20, Silverado, **IVECO:** Daily, **LAND ROVER:** Defender, Discovery, **MASSEY FERGUSON:** Colheita-

deiras MF3640, MF6650, MF86HS, MF96HS, Tratores MF, **MERCEDES BENZ:** Sprinter, **MITSUBISHI:** L-200, **MWM:** Séries X10 e 229, **TOYOTA:** Hilux 3.0 16V, **PORSCHE:** Panamera, **UNIFAP:** PLANETÁRIAS 11.025, 11.059, 11.104, 12.147, 12.149, 12.212, 12.219, 12.221, 12.222, 12.343, PL-006, R=0061 / 0062 / 0086 / 0087

Observação / Note: Caixa com 10 peças / Box with 10 pieces

PLAN.

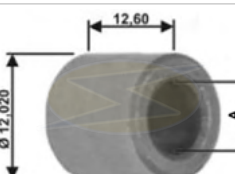


BC1-0066-00 STD A = Ø 18,015

Aplicação / Application: **FIAT:** Tempra, Tipo, **CHEVROLET-GM:** Omega, Suprema, **VOLKSWAGEN:** Golf 1.8, Passat 2.0, **AUDI, ALFA ROMEO, CHRYSLER, UNIFAP:** Planetárias 11.307, PL-004, R=0057/0081.

Observação / Note: Caixa com 10 peças / Box with 10 pieces

PLAN.

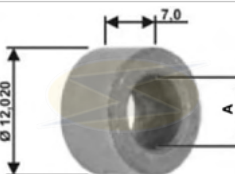


BC1-0070-00 STD A = Ø 7,040

Aplicação / Application: **FORD:** Escort, Fiesta, Ka, **CHEVROLET-GM:** Astra, Vectra, Zafira, Ômega Australiano V6, S10, Blazer 1.8 ltr 8 e 16v, 2.0, 2.2 e 2.4 ltr 8v, 2.0 2.2 ltr 8 e 16v, Novo Corsa, Meriva 1.8 ltr 8 e 16v, **MBB:** Modelos C / CLS / E / GLK / SLK / Mixto / Sprinter /

Viano / Vito, **UNIFAP:** Utilizada na Planetária: 13.119 **Observação / Note:** Caixa com 10 peças / Box with 10 pieces

PLAN. / I




BC1-0072-00 STD A = Ø 7,040

Aplicação / Application: **FORD:** Fiesta / Turbo 1.0 / 1.4 / 1.3, Orion / Verona com motor audi 2.0, Escort Zetec, F-250, Focus, Ka, Mondeo, Ranger, Edge 3.5 V6 (2009-2013), Taurus 2.0/3.5 (2010-2017), **MERCEDES-BENZ:** Sprinter, **FIAT:** Palio 1.0 Turbo 1.5 / 1.6, **UNIFAP:**

Utilizada na Planetária: 14.368

Observação / Note: Caixa com 10 peças / Box with 10 pieces

PLAN.



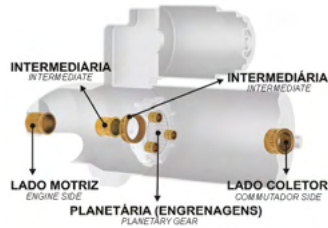
BC1-0073-00 STD A = Ø 5,015

Aplicação / Application: **MERCEDES-BENZ:** C 180 T-Modell 200/220/230, CLK 230 K.P, E230, ML230, SLK 230 K.R, **RENAULT:** Laguna 2.0, **CHRYSLER:** Dodge Dakota 2.5 D, Grand Caravan 2.5, Voyager 2.5 / 3.3 / 3.6, **UNIFAP:** Utilizada nas Planetárias: 11.059, 11.161

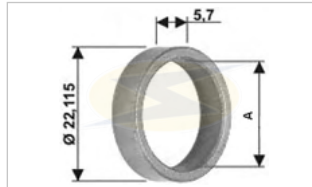
Observação / Note: Caixa com 10 peças / Box with 10 pieces

Legenda:

- LM:** Lado Motriz / Engine Side
- LC:** Lado Coletor / Commutador Side
- I:** Intermediária / Intermediate
- PLAN.:** Planetária / Planetary Gear



PLAN. / I



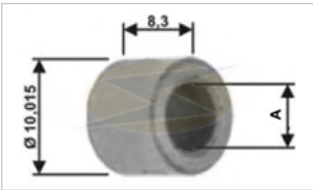
BC1-0074-00 STD A = Ø 18,015

Aplicação / Application: TOYOTA: Corolla 1.8/2.0, FIAT: Doblo 1.8, Grand Siena 1.6, Idea 1.4 / 1.6 / 1.8, Palio 1.6 / 1.8 / Weekend 1.6, Punto 1.4 / 1.6 / 1.8, Siena 1.6, Strada 1.6 / 1.8, Bravo, Linea, AUDI: A6, A8, RENAULT: Laguna, Nevada, R19, Megane, UNIFAP: Utilizada

nas Planetárias: 11.010, 11.015, 11.018, 11.019, 11.029, 11.037, 11.088, 11.099, 11.117, 11.118, 11.122, 11.126, 11.128, 11.143, 11.145, 11.161, PL-001, PL-002, PL-003, PL-011, PL-019, R=0056/0080, R=0060/0085, R=0058/0083

Observação / Note: Caixa com 10 peças / Box with 10 pieces

PLAN.



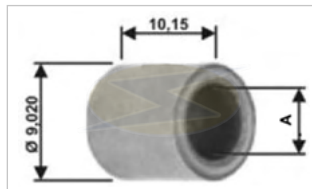
BC1-0075-00 STD A = Ø 6,020

Aplicação / Application: CHEVROLET-GM: Agile (2009-2015), Celta (2000-2015), Cobalt (2011-2013), Corsa Classic (2003-2015), Corsa (1994-2014), Montana (2007-2013), Pick-up Corsa (1995-2002), Prisma (2006-2014), Astra, Blazer, Ipanema, Kadett, Omega, Ômega

Australiano V6, S-10, Vectra, Zafira, FORD: Escort, Verona, Fiesta, Ka, FIAT: Uno Vivace (2017), Argo (2017), Mobi, Strada, Siena, Grand Seina, Fiorino, Doblo, Punto, Croma, Tempra, Palio / Weekend, VOLKSWAGEN: Logus, Pointer, Gol, Parati, Quantum, Santana, Saveiro, Voyage, Golf GII / GIII, Passat Importado, ALFA ROMEO: 145-, Alfa 155 / 156 / 164 / 166 / Spider, AUDI: 100, 200, CITROEN: Berlingo, Xantia, XM, Xsara, LAND ROVER: Land Rover, Range Rover I e II, Discovery 3 (2012), Range Rover Diesel, Discovery 2.7 TD (2004-2009), Range Rover Sport 2.7 TDVM (2005-2009), PEUGEOT: 306, 405, 605, 806, Partner, TOYOTA: Corolla, SEAT: Inca, Alhambra, City Golf, Cordoba, Ibiza, BMW, KIA: Rio (2011->), Picanto 1.0 (2004->), JEEP: Grand Cherokee 3.6 V6 4x4 (2010-2011), ACURA: RL 3.7 (2009-2010), TL 3.5 (2009-2011), HONDA: Accord 3.5 (2008-2012), Accord Crosstour 3.5 (2010-2011), Crosstour 3.5 (2012->), Odyssey 3.5 (2007-2013), Pilot 3.5 (2009-2015), Ridgeline 3.5 (2009-2014) UNIFAP: Utilizada nas Planetárias: 11.003, 11.010, 11.015, 11.018, 11.019, 11.029, 11.037, 11.090, 11.104, 11.128, 11.145, 11.307, 13.119, 14.368

Observação / Note: Caixa com 10 peças / Box with 10 pieces (MOTORCRAFT, DELCO, LUCAS)

PLAN.

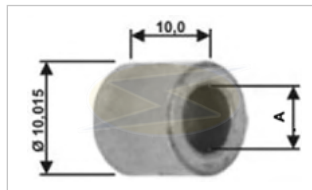


BC1-0076-00 STD A = Ø 6,020

Aplicação / Application: AGRALE, GM, CUMMINS, JOHN DEERE, MASSEY-FERGUSON, MAXION, MB, PERKINS, VW, LAND ROVER, FORD: Fiesta (2014->), Ka (2014->), Ecosport (2014->), CITROEN: C3 (2010->), C4 (2010->), PEUGEOT: 207 (2010->), 208(2010->), BMW: 530i 3.0 (1992-1995), 530i Touring 3.0 (1992-1996), 535i 3.5 (1996-2003), 540i 4.0 (1992-1995), 540i 4.4 (1996-2003), 540i 4.0 Touring (1993-1996), 540i Touring 4.4 (1997-2004), 730i/iL 3.0 (1991-1996), 735i/iL 3.5 (1994-2001), 740i/iL 4.0 (1991-1996), 740i/iL 4.4 (1996-2001), 840Ci 4.4 (1994-1999), 840i 4.0 (1993-1996), M5 5.0 (1998-2003), X5 4.4 i (1999-2003), X5 4.5 is (2002-2003), Z8 5.0 (2000-2003), UNIFAP: Utilizada nas Planetárias: 12.147, 12.149, 12.212, 12.219, 12.221, 12.222, 12.343, 14.150.

Observação / Note: Caixa com 10 peças / Box with 10 pieces (MOTOR DE PARTIDA: PRESTOLITE M33R, DELCO: PG150S)

PLAN.



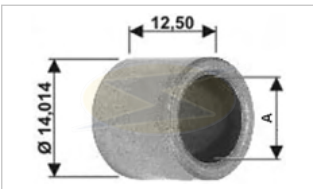
BC1-0080-00 STD A = Ø 6,020

Aplicação / Application: FIAT: Ducato, IVECO: Daily, FORD: F100, F150, F-250, F350, F1000, Ranger, Transit Diesel, Cargo 815 / 1217 / 1416 / 1417 / 1421 / 1617 / 1621 / 1716 / 1722, F7000, F12000, F14000, F16000, Ônibus B7000, AGRALE: Caminhões 7500, 8000, 8500, 9200, Trator 5075, 5075.4 / 5085 / 5085.4, CHEVROLET-GM: Blazer, D20, S10, Silverado, CUMMINS: Motor 6B 5.9 / 6BT 5.9

/ 6BTAA 5.9 / B 5.9 / B 5.9 Aftercooler / B 5.9 eletrônico, DODGE: D1000, JOHN DEERE: Colheitadeira 1165/ 1175/ 1450, Trator 7500, LAND ROVER: Defender 2.5, Discovery 2.5, MASSEY FERGUSON: Colheitadeira MF3640 / MF5650, Trator MF250X / MF297 / MF299 / MF640 / MF650 / MF660 / MF680 / MF5320, MERCEDES BENZ: Sprinter 2.5, Ônibus diversos, NEW HOLLAND: Trator TL65E / TL75E / TL85E / TL95E, PEUGEOT: 404 Diesel, 504 Diesel, 505 Diesel, VOLKSWAGEN: 710, 7100, 8120, 8150, 13150, 13180, 13190, 15180, 15190, 17210, 23210, Ônibus B8150 OD / B9150 / B16210 / B17210 OD / B17240 OT, Transporter T4 2.4 Diesel, Gol, Parati, Santana, UNIFAP: Utilizada na Planetária: 11.003

Observação / Note: Caixa com 10 peças / Box with 10 pieces

PLAN.

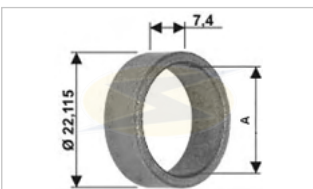


BC1-0079-00 STD A = Ø 10,044

Aplicação / Application: CHEVROLET-GM: Blazer / S10 Vortec V6 4.3, UNIFAP: Utilizada na Planetária: 14.890

Observação / Note: Caixa com 10 peças / Box with 10 pieces

PLAN.

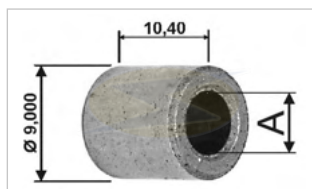


BC1-0081-00 STD A = Ø 18,015

Aplicação / Application: CHEVROLET-GM: Astra, Blazer, S10, Vectra, FORD: F250 MWM 4.2 6CC, FIAT, VOLKSWAGEN, UNIFAP: Utilizada nas Planetárias: 11.003, 11.010, 11.056, 11.067, 11.073, 11.090, 11.590

Observação / Note: Caixa com 10 peças / Box with 10 pieces

PLAN.




BC1-0082-00 STD A = Ø 5,060

Aplicação / Application: MERCEDES-BENZ: 180D, Sprinter 310D, 312D, 412D, UNIFAP: Utilizada nas Planetárias: 11.025, 11.056, 11.067, 11.073, 11.088, 11.099, 11.117, 11.118, 11.122, 11.126, 11.143, 11.590

Observação / Note: Caixa com 10 peças / Box with 10 pieces PLANETÁRIAS (SUB-ROLETE ENGENRAGENS)

PLAN. / LC



BC1-0083-00 STD A = Ø 12,015

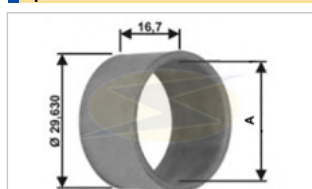
BC1-0083-02 2X A = Ø 11,895

BC1-0083-03 3X A = Ø 11,765

Aplicação / Application: PEUGEOT: 504, 505, RENAULT: Dauphine Gordini, Trafic

Observação / Note: Caixa com 10 peças / Box with 10 pieces

PLAN.



BC1-0084-00 STD A = Ø 26,130

BC1-0084-02 2X A = Ø 26,020

BC1-0084-03 3X A = Ø 25,880

Aplicação / Application: FORD: F100, IVECO: 619, JOHN DEERE: Motoniveladora, Pá Carregadeira e Retro escavadeira, MERCEDES BENZ: Caminhões L709, 710, 912, 913, 1114, 1215, 1615, 1620,

1622, O364, OF1214, 1320, OH1315, O371, 1316, 1319, 1420, 1419 4-6cil., 608, 911, L1112, L1114, MASSEY FERGUSON: Tratores 1075, 1078, 1088, 1175, 1185, 1215T, PEUGEOT: 504 diesel XD2 após 95,

Observação / Note: Caixa com 5 peças / Box with 5 pieces (DELCO)

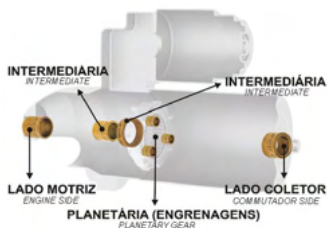
Legenda:

LM: Lado Motriz / Engine Side

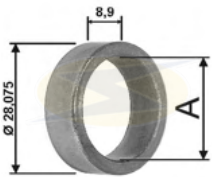
LC: Lado Coletor / Commutador Side

I: Intermediária / Intermediate

PLAN.: Planetária / Planetary Gear



LM




BC1-0087-00 STD A = Ø 22,115



Aplicação / Application: FIAT: Stilo, Palio, Siena, Doblo, Strada, CHEVROLET-GM: Astra, Blazer, S-10, Vectra e Zafira, Novo Corsa, Meriva, Montana

Observação / Note: Caixa com 10 peças / Box with 10 pieces (DELCO REMY PG-260D)

LM



BC1-0089-00 STD A = Ø 12,015

BC1-0089-02 2X A = Ø 11,885

BC1-0089-03 3X A = Ø 11,765

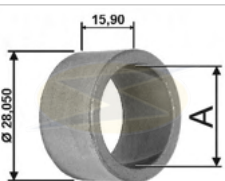


Aplicação / Application: MERCEDES BENZ: CLK 270, E270, E320, ML270, S320, Sprinter 140 / 216 / 310 / 312 / 316 / 412 / 416, SL600, S600, 600SEL, 600SEC, MARCOPOLO: Volare 4.07 TCA, LAND ROVER: Defender 2.5

Turbo Diesel, Discovery 2.5 TDi, Range Rover 2.5 Tdi, Range Rover II 2.5 DT-DSE, IVECO: Daily, CHEVROLET - GM: Blazer, S10, FORD: Escort, Mondeo, F250, F350, F4000, Ranger, NEW HOLLAND: Série TL 70, TL 80, TL 90, TL 100, FIAT Ducato, DODGE: Jeep Grand Cherokee, ALFA ROMEO: 155, 164, RENAULT: Express Diesel, SSANGYONG: Musso 2.3 e 2.9 D

Observação / Note: Caixa com 10 peças / Box with 10 pieces

I



BC1-0091-00 STD A = Ø 21,920

BC1-0091-02 2X A = Ø 21,790




Aplicação / Application: FORD: Cargo C 4030 / 1722, MERCEDES BENZ: Caminhões, Ônibus, CASE: Série W, CUMMINS: Série CT, DECAROLI: Arbus 714 / 784, SCANIA: Caminhões, VOLKSWAGEN: Caminhões 14.170, 14.210, 16.170, 16.210, 16.220,

24.220, HT, Série 16T, PETERBILT: Série 13.210 / 22.210,

Observação / Note: Caixa com 10 peças / Box with 10 pieces (BOSH JE)

I




BC1-0093-00 STD A = Ø 8,100



Aplicação / Application: TOYOTA: Hilux 3.0 16V D' 05 R78-M55 12V (R), MITSUBISHI: L-200 Motor BOSCH F 000 AL0 111

Observação / Note: Caixa com 10 peças / Box with 10 pieces (BOSH)

I



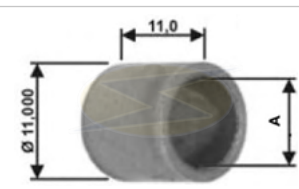
BC1-0095-00 STD A = Ø 21,045



Aplicação / Application: MERCEDES BENZ: Série 7t / 9t / 12t / 14t / 16t / 24t / O, VOLVO: Série B7R, Modelos B7R D7A, B7R D7B, B7R D7C

Observação / Note: Caixa com 10 peças / Box with 10 pieces (BOSH EV)

I



BC1-0086-00 STD A = Ø 8,465

BC1-0086-02 2X A = Ø 8,338




Aplicação / Application: FIAT: Bravo, Doblo, Palio, Siena, Strada, Marea, Uno, Prêmio, Elba, Fiorino, Duna, FORD: Courier, Escort, Mondeo, Fiesta, Ka, Versailles, CHEVROLET - GM: Astra, Blazer, Ipanema, Kadett, Omega, Vectra, Zafira, Calibra, Celta, Corsa,

VOLKSWAGEN: Fusca, Beetle, Golf, Passat, Fox, Kombi, Gol, Variant, Parati, Quantum, Santana, Saveiro, Voyage, ALFA ROMEO: 145, 155, 156, 164, 166, AUDI: A3, TT, A4, A6, RS4, A8, S8, S6, BMW: 325i, 525i, 540i, M5, 530i, 540i, X5, M3, CHRYSLER - DODGE: Jeep Cherokee, CITROEN: Berlingo, Xantia, XM, Xsara, ZX, Berlingo, GURGEL: BR 800 / Tocantins L. TR, JAGUAR: XJ 6, LADA: Samara, MERCEDES BENZ: 190E, 230E, 500, 420, S 500, SL 500, CLK 230, E230, SLK 230, 200E, NL 230, C 240, C 280, C 280, C 43 AMG, CLK 430, E 320, E 430, ML 320, ML 430, S 280, SL 280, S 500, SL 500, E 55 AMG, NISSAN: Frontier, X terra, Sentra, PEUGEOT: 205, 306, 405, 605, 806, Partner, PORSCHE: 911, RENAULT: Clio, Scénic, Laguna, Megane, Twingo, SEAT: Cordoba, SUZUKI: Samurai, Vitara, TOYOTA: Corolla, VOLVO: 940, 960, S40T4, S70, V70, S40

Observação / Note: Caixa com 10 peças / Box with 10 pieces (DELCO)

LM



BC1-0088-00 STD A = Ø 12,040




Aplicação / Application: FORD: Mondeo, Ranger, F250, F350, F1000, F4000, F12000, F14000, F16000, NEW HOLLAND: Série TL 70, TL 80, TL 90, TL 100, FIAT: Ducato, CHEVROLET-GM: Blazer, S10, TOYOTA: Hilux, MERCEDES BENZ: 600, C 270 CD, CLK

270, E270, ML270, E320, S320, Sprinter 140 / 216 CDI / 310 D / 316 CDI / 312D / 412D / 416 CDI, SL 600, S600, 600SEL, 600SEC, IVECO: 35.10 E 49.10, BMW: 750, 850, CHRYSLER - DODGE: Dakota 2.5D, Jeep Grand Cherokee, IVECO: Daily, LAND ROVER: Defender 2.5 Turbo Diesel, Discovery 2.5 Tdi, Range Rover 2.5 Tdi, MARCOPOLO: Volare 4.07 TCA, PEUGEOT: Boxer, RENAULT: Express Diesel, SSANGYONG: Musso 2.3 e 2.9 D

Observação / Note: Caixa com 10 peças / Box with 10 pieces

I




BC1-0090-00 STD A = Ø 10,060



Aplicação / Application: FIAT: Uno, CHEVROLET: Ômega Australiano V6

Observação / Note: Caixa com 10 peças / Box with 10 pieces (Limpador de pára-brisa)

LM / LC



BC1-0092-00 STD A = Ø 15,900

BC1-0092-02 2X A = Ø 15,770

BC1-0092-03 3X A = Ø 15,650




Aplicação / Application: FORD: Cargo 1722 / 2324 / 3224 ATAC / C 4030, MERCEDES BENZ: Caminhões Série ACTROS / 16TL / 19TL / 26TL / O / OH / OHL, SCANIA: Caminhões DS11-P, R, T 124, VOLKSWAGEN: Caminhões 14.170, 14.210, 16.170, 16.210, 16.220, 24.220, HT - Série 16T, CASE: Série W - W36B, CUMMINS: Série CT,

DECAROLI: Arbus 714 - OM449A / 784 TI/2 - OM447LA / NG4TI - OM447LA, PETERBILT: Série 13.210 / 22.210 / 23.210

Observação / Note: Caixa com 10 peças / Box with 10 pieces (BOSCH JE)

I



BC1-0094-00 STD A = Ø 10,015

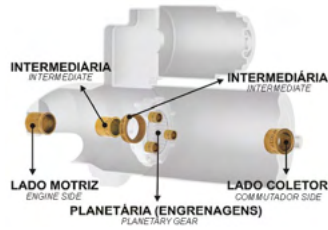


Aplicação / Application: TOYOTA: Corolla 1.8 / 2.0, Hilux 3.0 16V, BMW: 116, 118, 120, 125, 130, 135, 316, 318, 320, 323, 325, 325, 330, 335, 520, 523, 525, 530, 535, 630, 730, 740, X1, X3, X5, X6, Z4, AUDI: A3 1.9 TDi (2008->), MBB: 200, C 160, C 180, C 200, C 220, C 230, C 250, CLC 160, CLC 180, CLK 200, E 200, E 250, SLK 200, JEEP: Grand Cherokee 3.6 V6 4x4 (2010-2011)

Observação / Note: Caixa com 10 peças / Box with 10 pieces (BOSCH)

Legenda:

- LM:** Lado Motriz / Engine Side
- LC:** Lado Coletor / Commutator Side
- I:** Intermediária / Intermediate
- PLAN.:** Planetária / Planetary Gear



BC1-0096-00 STD A = Ø 8,100

Aplicação / Application: **FIAT:** Stilo, Palio, Siena, Doblo, Strada, **CHEVROLET-GM:** Astra, Monza, S10, Vectra, Zafira, Blazer, Novo Corsa, Meriva, Montana

Observação / Note: Caixa com 10 peças / Box with 10 piece

LC **BC1-0097-00 STD** A = Ø 12,010

Aplicação / Application: **FIAT:** Stilo, Palio, Siena, Doblo, Strada, **CHEVROLET-GM:** Astra, Agile (2009-2015), Celta (2000-2015), Cobalt (2011-2013), Corsa Classic (2003-2015), Corsa (1994-2014), Montana (2007-2013), Novo Corsa (2007-2014), Pick-up Corsa (1995-2002), Prisma (2006-2014), Blazer, S-10, Vectra, Zafira, Blazer, Meriva

Observação / Note: Caixa com 10 peças / Box with 10 pieces (DELCOREMY PG-260D)

BC1-0098-00 STD A = Ø 6,310

Aplicação / Application: **CHEVROLET-GM:** D-20, Monza, opala

Observação / Note: Caixa com 10 peças / Box with 10 pieces (Limpador de pára-brisa)

BC1-0099-00 STD A = Ø 8,700

Aplicação / Application: **CHEVROLET-GM:** D-20, Monza, opala

Observação / Note: Caixa com 10 peças / Box with 10 pieces (Limpador de pára-brisa)

LM / LC **BC1-0100-00 STD** A = Ø 12,075

Aplicação / Application: **FORD:** Escort, F1000, Maverick, Mondeo, Transit, Fiesta, Focus, Ka, Ranger, F250, F350, F4000

Observação / Note: Caixa com 10 peças / Box with 10 pieces (BOSCH EV)

LC / I **BC1-0101-00 STD** A = Ø 11,930
BC1-0101-02 2K A = Ø 11,805

Aplicação / Application: **MITSUBISHI:** L-200, **FORD:** Escort, Ka, Fiesta

Observação / Note: Caixa com 10 peças / Box with 10 pieces (MOTORCRAFT, BOSCH)

LM **BC1-0102-00 STD** A = Ø 7,040
BC1-0102-02 2K A = Ø 6,905

Aplicação / Application: **FORD:** Escort, Ka, Fiesta, **FIAT:** Ducato

Observação / Note: Caixa com 10 peças / Box with 10 pieces (DELCO)

LM **BC1-0103-00 STD** A = Ø 6,020

Aplicação / Application: **RENAULT:** Laguna, Nevada, R19, Megane, Clio, R9, R11, R21, Super 5, Trafic 1.7 **CITROEN:** AX, Berlingo, C15, Saxo, XM, Xsara, ZX, **PEUGEOT:** 106, 207, 306, 309, 405, 605, Partner

Observação / Note: Caixa com 10 peças / Box with 10 pieces

I **BC1-0104-00 STD** A = Ø 6,025

Aplicação / Application: **CITROEN:** AX, Berlingo, C15, Saxo, XM, Xsara, ZX, **PEUGEOT:** 106, 205, 206, 207, 306, 309, 405, 605, Partner, **RENAULT:** Clio, R9, R11, R19, R21, Super 5, Trafic, Laguna, Nevada, Megane

Observação / Note: Caixa com 10 peças / Box with 10 pieces

LM **BC1-0105-00 STD** A = Ø 8,020

Aplicação / Application: **VOLKSWAGEN:** Gol, Saveiro, Polo, Polo sedan, SpaceFox, Voyage, Fox, Golf

Observação / Note: Caixa com 10 peças / Box with 10 pieces

LC **BC1-0106-00 STD** A = Ø 26,020

Aplicação / Application: **VOLKSWAGEN:** Bora 1.6 (2002-2005), Fox 1.0 / 1.2 / 1.4 / 1.6, Lupo 1.6 GTI (2000-2005), New Beetle 1.4, Polo 1.2 / 1.4 / 1.6, Polo Sedan 1.0 / 1.6, Saveiro, SpaceFox 1.0 / 1.6, Golf 1.6 2.0 8V (1999 - 2007), Golf GLX 2.0 8V (1996 - 1999), Golf

GTI 1.8L 20V (1998 - 1999), Golf GTI 2.8 12V V6 (2003 - 2004), Golf Mi 1.6 8V (1998 - 1999), Golf NOVO 1.6 2.0 8V (2007 - 2008), Golf NOVO GTI TURBO 2.0 8V (2007 - 2008), Golf TURBO 1.8 20V (2004 - 2007), **AUDI:** A2 1.6 FSi (2002-2005), **SEAT:** Cordoba 1.2 / 1.4 / 1.6, Ibiza 1.2 / 1.4 / 1.6, **SKODA:** Fabia 1.2 / 1.4, **RENAULT:** Sandero

Observação / Note: Caixa com 10 peças / Box with 10 pieces

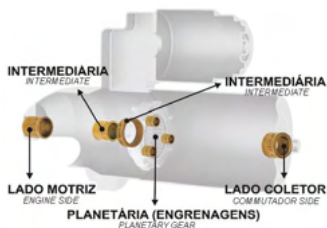
Legenda:

LM: Lado Motriz / Engine Side

LC: Lado Coletor / Commutador Side

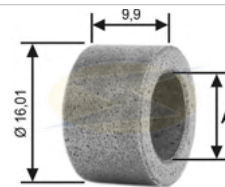
I: Intermediária / Intermediate

PLAN.: Planetária / Planetary Gear



I

BC1-0107-00 STD A = Ø 10,015




Aplicação / Application: **MERCEDES BENZ:** Séries: 9t / 7t / 12t / 14t / 16t / 24t / O, **VOLVO:** Modelos B7R D7A, B7R D7B, B7R D7C, **FORD:** F1000, F250, F350, Cargo C 1317 / 1319 / 1517 / 1519 / 1717 / 1719 / 1722 / 1723 / 2422 / 2423 / 2428 / 2429 / 2622 / 2623 / 2628 / 2629

Observação / Note: Caixa com 10 peças / Box with 10 pieces

LC

BC1-0108-00 STD A = Ø 10,015




Aplicação / Application: **MITSUBISHI, YALE, HISTER, CLARK:** Empilhadeira Motor Mitsubishi, **CHEVROLET-GM:** Celta, Corsa Classic, Corsa, Meriva

Observação / Note: Caixa com 10 peças / Box with 10 pieces

LC

BC1-0109-00 STD A = Ø 12,820

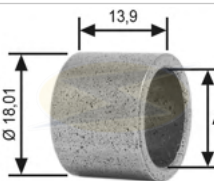


Aplicação / Application: **NEW HOLLAND:** Séries TM 135, TM 150, TM 160, **CASE:** MX, **VALTRA**

Observação / Note: Caixa com 10 peças / Box with 10 pieces

LC

BC1-0110-00 STD A = Ø 14,005

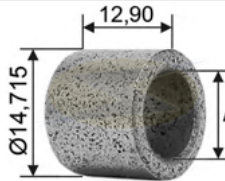


Aplicação / Application: **NEW HOLLAND:** Série TM 135, TM 150, TM 160, **CASE:** MX, MXM, **VALTRA:** BM, BH

Observação / Note: Caixa com 10 peças / Box with 10 pieces

I / LC

BC1-0111-00 STD A = Ø 10,015




Aplicação / Application: **MITSUBISHI:** L200, Pajero

Observação / Note: Caixa com 10 peças / Box with 10 pieces (LUCAS INDIEL - M93R)

I / LC

BC1-0112-00 STD A = Ø 15,913

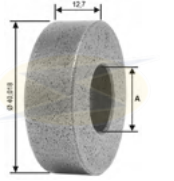


Aplicação / Application: **HYSTER:** (todos) Motor 375248-7

Observação / Note: Caixa com 10 peças / Box with 10 pieces

I

BC1-0113-00 STD A = Ø 17,069

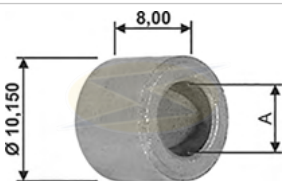


Aplicação / Application: **CHEVROLET-GM:** Opala 1968/1978

Observação / Note: Caixa com 5 peças / Box with 5 pieces

PT

BC1-0114-00 STD A = Ø 6,105

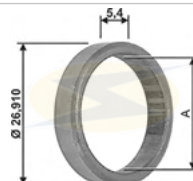


Aplicação / Application: **FORD:** MOTOR-CRAFT Bucha para planetária (Sub-rotele engranagens) Motor BOSCH DW.

Observação / Note: Caixa com 10 peças / Box with 10 pieces

I

BC1-0115-00 STD A = Ø 22,260

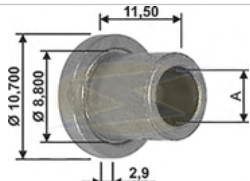


Aplicação / Application: **CHEVROLET-GM:** Astra, Vectra, Zafira, S10, Blazer, Corsa, Meriva

Observação / Note: Caixa com 10 peças / Box with 10 pieces

I

BC1-0116-00 STD A = Ø 6,025

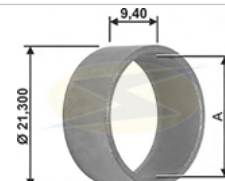


Aplicação / Application: **CHEVROLET-GM:** Astra, Agile 1.0/1.4/1.6 (2009-2015), Celta 1.0/1.4/1.6 (2000-2015), Cobalt 1.0/1.4/1.6 (2011-2013), Corsa Classic 1.0/1.4/1.6 (2003-2015), Corsa 1.0/1.4/1.6 (1994-2014), Montana 1.0/1.4/1.6 (2007-2013), Novo Corsa 1.0/1.4/1.6 (2007-2014), Pick-up Corsa 1.0/1.4/1.6 (1995-2002), Prisma 1.0/1.4/1.6 (2006-2014), Vectra, Zafira, S10, Blazer, Meriva, **FIAT:** Stilo.

Observação / Note: Caixa com 10 peças / Box with 10 pieces

I

BC1-0117-00 STD A = Ø 19,115

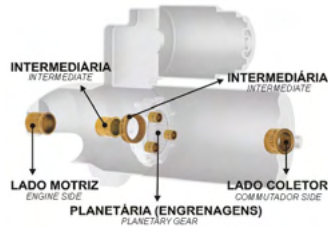


Aplicação / Application: **MITSUBISHI, HISTER, CLARK:** Bucha para partida de Empilhadeira, Empilhadeira Motor Mitsubishi, **CHEVROLET-GM:** Omega 4.1 CD


Observação / Note: Caixa com 10 peças / Box with 10 pieces

Legenda:

- LM:** Lado Motriz / Engine Side
- LC:** Lado Coletor / Commutador Side
- I:** Intermediária / Intermediate
- PLAN.:** Planetária / Planetary Gear



BC1-0118-00 STD A = Ø 10,015




Aplicação / Application: **CHEVROLET-GM:** S10, Captiva 3.6 V6, Camaro 3.6 (2010-2015), Colorado 3.6 (2013-2016), Equinox 3.6 (2008-2017), Impala 3.6 (2014-2017), Malibu 3.6 (2008-2012), Traverse 3.6 (2009-2017), Cruze (2016-2019), Tracker (2017-2019), **OPEL:** Insignia 1.5

(2017->), Insignia 1.5 Country Tourer (2017->), Insignia 1.5 Sports Tourer (2017->), Mokka 1.4 (2016->), **KIA:** Rio I 1.3 / I 1.5, **MARCOPOLO:** Volare, **MAZDA:** 323 VI 1.4 16V / 1.5 16V, 626 V 1.8 / 2.0, MPV II 2.0 16V, MX-5 II 1.6i / 1.8i, Premacy 1.8 / 2.0, **MITSUBISHI, HYSTER, CLARK:** Bucha para partida de Empilhadeira, Empilhadeira Motor Mitsubishi, **RENAULT:** Sandero (2018), Logan 2018, **NISSAN:** Versa, **FIAT:** Toro, **JEEP:** Compass 2.4, **FORD:** Fusion 3.0L V6 (2010), **MERCURY:** Milan 3.0L V6 (2010), **BUICK:** Allure 3.6 (2007-2010), Enclave 3.6 (2008-2017), LaCrosse 3.6 (2007-2016), Rendezvous 3.6 (2006), **CADILLAC:** ATS (2013-2015), CTS 3.6 (2007-2013), SRX 3.6 (2006-2016), STS 3.6 (2006-2011), XTS 3.6 (2013), **GMC:** Acadia 3.6 (2007-2015), Canyon 3.6 (2015-2016), Terrain 3.6 (2013-2017), **PON-TIAC:** G6 3.6 (2007-2009), Torrent 3.6 (2008-2009), Aura 3.6 (2007-2009), Outlook 3.6 (2007-2010), Vue (2008-2010)

Observação / Note: Caixa com 10 peças / Box with 10 pieces

LM


BC1-0119-00 STD A = Ø 9,025



Aplicação / Application: **CHEVROLET-GM:** Celta 1.0 1.4, Corsa Classic 1.0 8V, Corsa modelo novo 1.8 8V, Corsa modelo antigo GL 1.4 8V SOHC 1994 a 2001, Corsa GL WIND Gsi, Corsa JOY/MAXX e PREMIUM 1.0 1.4 1.8 8V

Observação / Note: Caixa com 10 peças / Box with 10 pieces

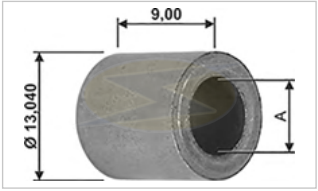
LM **BC1-0120-00 STD A = Ø 17,815**



Aplicação / Application: **MITSUBISHI:** L200, Pajero

Observação / Note: Caixa com 10 peças / Box with 10 pieces

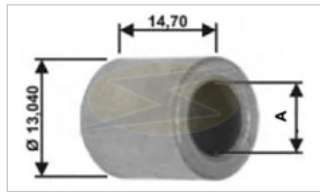
BC1-0121-00 STD A = Ø 10,015



Aplicação / Application: **MERCEDEZ BENZ, SCANIA**

Observação / Note: Caixa com 10 peças / Box with 10 pieces (Limpador de parabrisa)

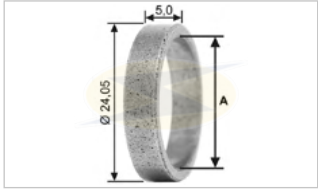
PLAN. **BC1-0122-00 STD A = Ø 8,020**



Aplicação / Application: **CUMMINS:** ISB02 5.8, C 8.3, B, **DODGE:** Ram 2.500, **FORD:** Cargo 2422, 2425, 2425, 2630, **VOLKSWAGEN:** Ônibus MWM, **JOHN DEERE:** Trator 6Cil, **MERCEDES BENZ:** O371, OG215, Ônibus 1214 / 1414 / 1418 / 1614, **MWM:** 4 e 6cil, X10, 229, **AGRALE:** Marruá MWM SPRINT 4.07, **VALTRA:** Trator BH140, BH160, BH180 SISU, BL77 SISU, BI88 SISU, BM100, BM120 SISU, 685C, 785C, 1280, 1580, **VOLVO:** VM17 / X10 / 229, VM23 / X10 / 229, **CATERPILLAR, CHRYSLER, FREIGHTLINER, GRADALL, INTERNATIONAL NAVISTAR, UNIFAP:** Planetária UF-12.100

Observação / Note: Caixa com 10 peças / Box with 10 pieces

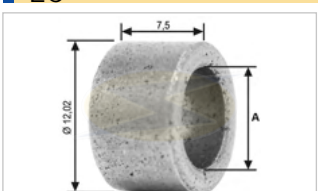
I **BC1-0124-00 STD A = Ø 20,010**



Aplicação / Application: **HYUNDAI:** HR, Accent 1.5 CRDI, **KIA:** Bongo, CEE'D 1.5, Sorento 2.5 Turbo Diesel, K2700, **MERCEDES BENZ:** Sprinter, **UNIFAP:** Utilizada na Planetária: 16.101 (3 eng.)

Observação / Note: Caixa com 10 peças / Box with 10 pieces

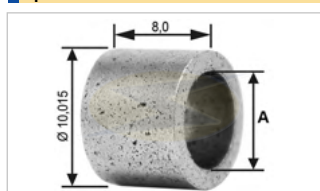
LC **BC1-0126-00 STD A = Ø 8,020**



Aplicação / Application: **FIAT:** Uno Vivace, Palio Fire 1.4, **FORD:** Focus 1.0 3Cil (2012->), Fiesta VI 1.0 3cil (2013-2014), Fiesta VII 3Cil (2017->).

Observação / Note: Caixa com 10 peças / Box with 10 pieces

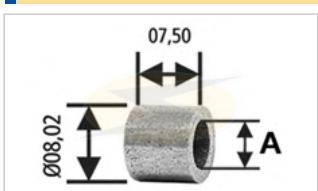
I **BC1-0125-00 STD A = Ø 7,040**



Aplicação / Application: **KIA:** Bongo, CEE'D 1.5, Sorento 2.5 Turbo Diesel, **MERCEDES BENZ:** Sprinter 311 CDI / 313 CDI, **HYUNDAI:** H100, HR, Accent 1.5, **FIAT:** Ducato, **RENAULT:** Master, **VOLKSWAGEN:** Amarok 2.0 TDI, **UNIFAP:** Utilizada na Planetária: 16.101 (3 eng.)

Observação / Note: Caixa com 10 peças / Box with 10 pieces

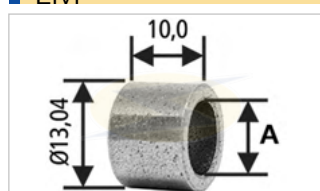
BC1-0129-00 STD A = Ø 5,060



Aplicação / Application: **RENAULT:** Megane, Senic, Clio, Laguna

Observação / Note: Caixa com 10 peças / Box with 10 pieces

LM **BC1-0127-00 STD A = Ø 9,040**



Aplicação / Application: **FIAT:** Uno Vivace, Palio Fire 1.4

Observação / Note: Caixa com 10 peças / Box with 10 pieces


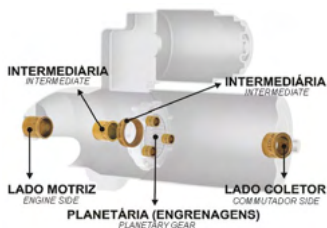
Legenda:

LM: Lado Motriz / Engine Side

LC: Lado Coletor / Commutador Side

I: Intermediária / Intermediate

PLAN.: Planetária / Planetary Gear

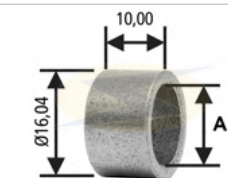


BC1-0131-00 STD A = Ø 14,070

Aplicação / Application: VALMET E VALTRA Moderno

Observação / Note: Caixa com 10 peças / Box with 10 pieces

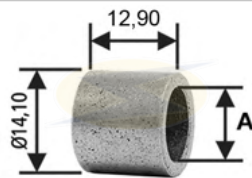
LM



BC1-0133-00 STD A = Ø 12,010

Aplicação / Application: FORD: Ranger, FIAT: Ducato, Bravo 1.6, Palio Weekend, PEUGEOT: Boxer, PORSCHE: Panamera 3.0 D (2011->), Panamera 3.0 S (2013->), Panamera 3.0 S Hybrid (2011->), Panamera 3.6 (2010->), Panamera 3.6 4 (2010->), Panamera 4.8 4S (2009->), Panamera 4.8 GTS (2012->), Panamera 4.8 S (2009->), Panamera 4.8 T (2009->), Panamera 4.8 T S (2011->)

Observação / Note: Caixa com 10 peças / Box with 10 pieces (BOSCH)




BC1-0135-00 STD A = Ø 10,000

Aplicação / Application: HYSTER, CLARK, YALLE, MITSUBISHI: Empilhadeira, CHEVROLET- GM: S10, KIA: Rio I 1.3 / I 1.5, MARCOPOLO: Volare, MAZDA: 323 VI 1.4 16V / 1.5 16V, 626 V 1.8 / 2.0, MPV II 2.0 16V, MX-5 II 1.6i / 1.8i, Premacy 1.8 / 2.0

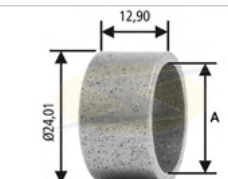
Observação / Note: Caixa com 10 peças / Box with 10 pieces

LC



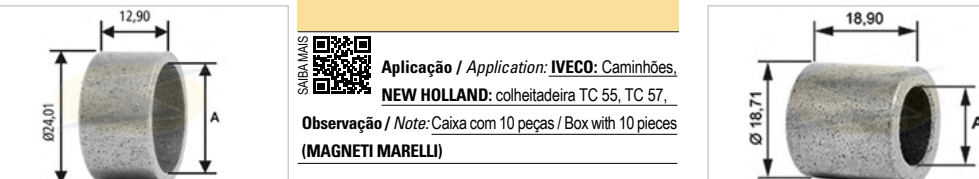
BC1-0137-00 STD A = Ø 17,330

Aplicação / Application: CATERPILLAR: D8
Observação / Note: Caixa com 5 peças / Box with 5 pieces (DELCO)



BC1-0139-00 STD A = Ø 20,000

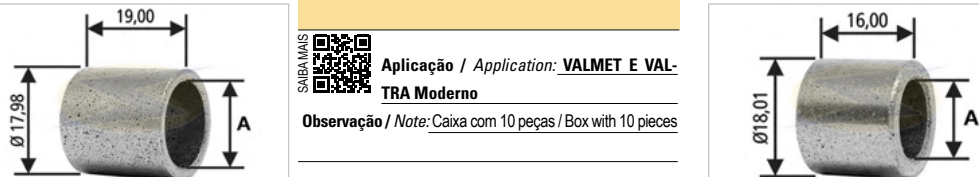
Aplicação / Application: IVECO: Caminhões, NEW HOLLAND: colheitadeira TC 55, TC 57,
Observação / Note: Caixa com 10 peças / Box with 10 pieces (MAGNETI MARELLI)



BC1-0130-00 STD A = Ø 19,040

Aplicação / Application: VALMET E VALTRA Moderno

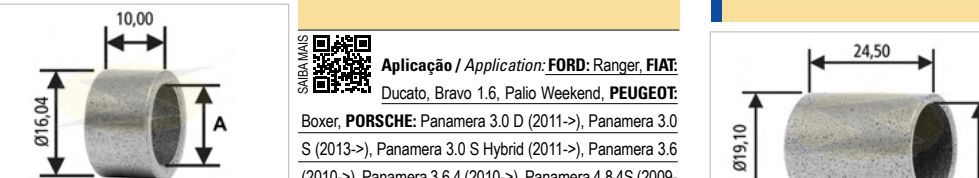
Observação / Note: Caixa com 10 peças / Box with 10 pieces



BC1-0132-00 STD A = Ø 12,040

Aplicação / Application: FORD: F-250, Sprint 6cc

Observação / Note: Caixa com 10 peças / Box with 10 pieces



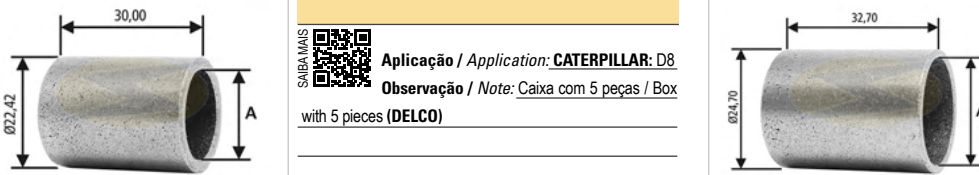
BC1-0134-00 STD A = Ø 16,000

Aplicação / Application: CATERPILLAR: D8
Observação / Note: Caixa com 10 peças / Box with 10 pieces (DELCO)



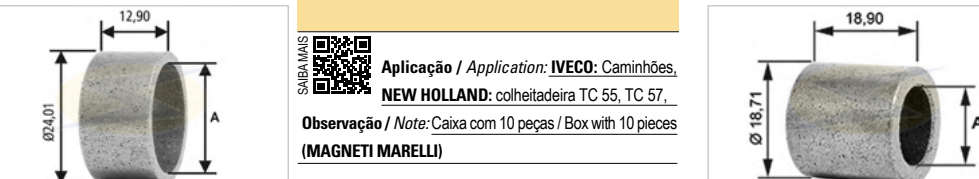
BC1-0136-00 STD A = Ø 15,953

Aplicação / Application: CATERPILLAR: D4
Observação / Note: Caixa com 10 peças / Box with 10 pieces (DELCO)



BC1-0138-00 STD A = Ø 21,100

Aplicação / Application: CATERPILLAR: D4, D8
Observação / Note: Caixa com 5 peças / Box with 5 pieces (DELCO)

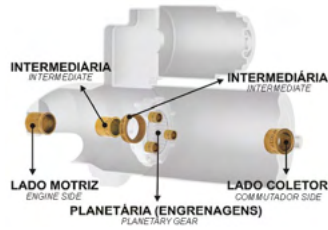


BC1-0140-00 STD A = Ø 12,500

Aplicação / Application: IVECO: Caminhões, NEW HOLLAND: Colheitadeira TC 55, TC 57
Observação / Note: Caixa com 10 peças / Box with 10 pieces (MAGNETI MARELLI)

Legenda:

- LM:** Lado Motriz / Engine Side
- LC:** Lado Coletor / Commutador Side
- I:** Intermediária / Intermediate
- PLAN.:** Planetária / Planetary Gear



BC1-0141-00 STD A = Ø 12,700

Aplicação / Application: IVECO: Caminhões, NEW HOLLAND: colheitadeira TC 55, TC 57,
Observação / Note: Caixa com 10 peças / Box with 10 pieces (MAGNETI MARELLI)

BC1-0142-00 STD A = Ø 25,000

Aplicação / Application: VOLKSWAGEN: Golf TSI 1.4 AUDI: A3 TSI, DAF: XF105.460, XF105.510, SCANIA: P230, P270, P310, P340, P380, P420, P470, R230, R270, R310, R340, R380, R420, R470, T340, T380, T420, T470, K310

Aplicação / Application: PEUGEOT: 504 RE-NAULT: R18, R21, R25 trafic
Observação / Note: Caixa com 5 peças / Box with 5 pieces (LUCAS INDIEL)

BC1-0143-00 STD A = Ø 25,170

Aplicação / Application: PEUGEOT: 504 RE-NAULT: R18, R21, R25 trafic
Observação / Note: Caixa com 10 peças / Box with 10 pieces (VALEO)

BC1-0144-00 STD A = Ø 14,040
BC1-0144-02 2K A = Ø 13,950

Aplicação / Application: PEUGEOT: 504, 505, XT2,
 RENAULT: R18, R21, R25, trafic, Master Diesel
Observação / Note: Caixa com 10 peças / Box with 10 pieces (LUCAS INDIEL)

Aplicação / Application: HYUNDAI: HR
Observação / Note: Caixa com 10 peças / Box with 10 pieces (VALEO)

BC1-0145-00 STD A = Ø 19,500

Aplicação / Application: VOLKSWAGEN: Golf TSI 1.4, AUDI: A3 TSI
Observação / Note: Caixa com 10 peças / Box with 10 pieces

Aplicação / Application: JEEP, CHEVROLET- GM: S10 2.8 Diesel (c/ motor MWM), TROLLER: T4 (c/ motor MWM)
Observação / Note: Caixa com 10 peças / Box with 10 pieces (MITSUBISHI)

BC1-0146-00 STD A = Ø 12,050

Aplicação / Application: JEEP, CHEVROLET- GM: S10 2.8 Diesel (c/ motor MWM), TROLLER: T4 (c/ motor MWM)
Observação / Note: Caixa com 10 peças / Box with 10 pieces

Aplicação / Application: JOHN DEERE: Colheitadeira, MERCEDES BENZ: Actros 2553, SCANIA: P114, P124, P322, P340, P360, P400, R114, R320, R322, R340, R360, T114, T320, T322, T340, T360
Observação / Note: Caixa com 10 peças / Box with 10 pieces

BC1-0148-00 STD A = Ø 10,000

Aplicação / Application: VOLKSWAGEN: CrossFox, Fox, Gol, Golf, Parati, Polo, Santana, Saveirox, SpaceCross, SpaceFox, Voyage
Observação / Note: Caixa com 5 peças / Box with 5 pieces (BOSCH)

Aplicação / Application: VOLKSWAGEN: Fusca, Brasília, Gol, Kombi Com bloco gasto
Observação / Note: Caixa com 10 peças / Box with 10 pieces (BOSCH)

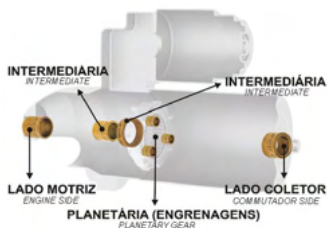
Legenda:

LM: Lado Motriz / Engine Side

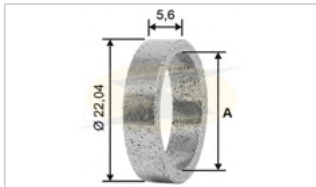
LC: Lado Coletor / Commutador Side

I: Intermediária / Intermediate

PLAN.: Planetária / Planetary Gear

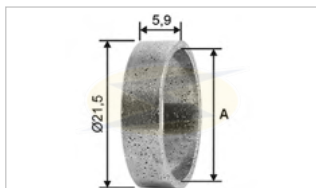


BC1-0153-00 STD A = Ø 18,000




Aplicação / Application: **IVECO:** Daily 55c16, **RENAULT:** Sandero (2018), Logan 2018, **NISSAN:** Versa
Observação / Note: Caixa com 10 peças / Box with 10 pieces (BOSCH)

BC1-0155-00 STD A = Ø 19,000



Aplicação / Application: **FORD:** Ranger, Explorer, Mondeo V6, Mustang V6, Taurus
Observação / Note: Caixa com 10 peças / Box with 10 pieces (MOTORCRAFT)


BC1-0157-00 STD A = Ø 21,860



Aplicação / Application: **CHALLENGER:** Colheitadeira 652C / 660B / 670B / 672C, Pulverizador (gafanhoto) RoGator RG635B / RG645B / RG655B / RG1100 / RG1300, Trator TerraGator TG845, Trator de esteiras MT665D / MT685D / MT745D / MT755D / MT755E /

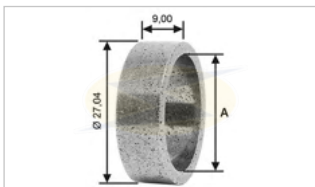
MT765D / MT765E / MT775E, **BOBCAT:** Mini pá carregadeira 975, **CASE:** Tratores CS / CVX / JX / JXU / Maxxum / MXU / MXM / Puma / Quantum, **JOHN DEERE:** Colheitadeiras, Retroescavadeira 210C / 210LE / 300B/D / 310C/B/D/E/G / 315C/D/CH/G / 410C/E/G / 610C / JD310 / JD350A / JD400A / JD450A/B/C, Tratores, **KOMATSU:** Retroescavadeira WB97S-5, **MAN:** Caminhões 6100 / 8100 / 8113 / 8150 / 8153 / 8163 / 8185 / 8220 / 8223 / 8224 / 9150 / 9153 / 9163 / 9185 / 9223 / 9224 / 10145 / 10150 / 10153 / 10163 / 10220 / 10223 / 10224 / 11150 / 11190 / 11220 / 11230 / 12152 / 12162 / 12163 / 12192 / 12222 / 12224 / 12232 / 12255 / 12262 / 12264 / 12272 / 12284 / 12285 / 13220 / 13230 / 14152 / 14162 / 14163 / 14192 / 14220 / 14222 / 14224 / 14232 / 14262 / 14264 / 14272 / 14282 / 15163 / 15224 / 15264 / 15284 / 17192 / 17222 / 17232 / 17272 / 18192, 18220 / 18222 / 18224 / 18232 / 18262 / 18264 / 18272 / 18284 / 20224 / 20264 / 20284 / 24192 / 24222 / 24232 / 24262 / 24272 / 25224 / 26225 / 26285 / LE160C / LE180C / LE220C / ME220B / ME250B / ME280B, Ônibus NM152 / NM182 / NM192 / NM222 / NM223 / SM152 / SM192, **MASSEY FERGUSON:** Tratores, **MERCEDES-BENZ:** Vario, Ônibus O520 (Cito) / O530 (Citaro), **NEW HOLLAND:** Colheitadeira HW300 / HW320 / HW340, Tratores T6 / T7 / TB / TM / TS / TV, **VALMET:** Tratores, **VALTRA:** Tratores, **ZETOR:** Tratores, **CATERPILLAR:** Máquinas Challenger diversas
Observação / Note: Caixa com 10 peças / Box with 10 pieces (ISKRA)

BC1-0160-00 STD A = Ø 14,310




Aplicação / Application: **CATERPILLAR:** D-4, D-6
Observação / Note: Caixa com 10 peças / Box with 10 pieces (DELCO)

BC1-0152-00 STD A = Ø 22,020




Aplicação / Application: **VALTRA e VALMET** (moderno)
Observação / Note: Caixa com 10 peças / Box with 10 pieces (ISKRA)

BC1-0154-00 STD A = Ø 12,020



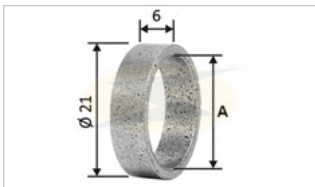
Aplicação / Application: **FORD:** F-250, F-350 MWM, **CHEVROLET-GM:** Astra, Meriva, Zafira, Montana, Bazer, S-10, **YALE, CLARK, HYSTER**
Observação / Note: Caixa com 10 peças / Box with 10 pieces (BOSCH)

BC1-0156-00 STD A = Ø 12,000




Aplicação / Application: **FORD:** Ranger, Explorer, Mondeo V6, Mustang V6, Taurus
Observação / Note: Caixa com 10 peças / Box with 10 pieces (MOTORCRAFT)

BC1-0158-00 STD A = Ø 17,550




Aplicação / Application: **CHEVROLET:** Captiva, tracker, Omega australiano, **MITSUBISHI:** Pajero Tr4, **SUZUKI:** Vítara
Observação / Note: Caixa com 10 peças / Box with 10 pieces (MITSUBISHI)

BC1-0159-00 STD A = Ø 26,000



Aplicação / Application: **VOLKSWAGEN:** Fox G4/G5, Golf, Voyage
Observação / Note: Caixa com 10 peças / Box with 10 pieces (VALEO)

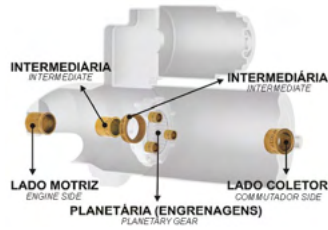
BC1-0161-00 STD A = Ø 12,600



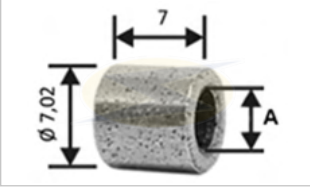
Aplicação / Application: **VALMET:** Moderno, **NEW HOLLAND:** TC-59 Colheitadeira
Observação / Note: Caixa com 10 peças / Box with 10 pieces (ISKRA)

Legenda:

- LM:** Lado Motriz / Engine Side
- LC:** Lado Coletor / Commutador Side
- I:** Intermediária / Intermediate
- PLAN.:** Planetária / Planetary Gear




BC1-0163-00 STD A = Ø 4,025



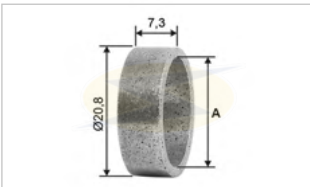
Aplicação / Application: **PLANETARIA**
CHEVROLET: Astra, Corsa
Observação / Note: Caixa com 10 peças / Box with 10 pieces (VALEO)

BC1-0165-00 STD A = Ø 14,600



Aplicação / Application: **CATERPILLAR, VOLVO**
Observação / Note: Caixa com 10 peças / Box with 10 pieces (MITSUBISHI)


BC1-0167-00 STD A = Ø 17,500



Aplicação / Application: **SUZUKI:** Grand Vitara 4x4 após 2012, **RENAULT:** Sandero (2018), Logan 2018, **NISSAN:** Versa, **FIAT:** Toro, **JEEP:** Compass 2.4, **FORD:** Fusion 3.0L V6 (2010), **MERCURY:** Milan 3.0L V6 (2010)
Observação / Note: Caixa com 10 peças / Box with 10 pieces

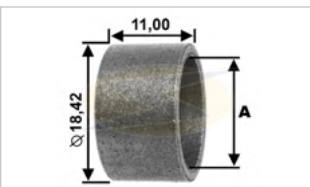
(MITSUBISHI)

BC1-0169-00 STD A = Ø 6,130



Aplicação / Application: **PLANETÁRIA** - **CHEVROLET-GM:** Astra, Omega, Zafira, **FORD:** Fiesta, Escort, Ka
Observação / Note: Caixa com 10 peças / Box with 10 pieces (BOSCH / MOTORCRAFT)

BC1-0175-00 STD A = Ø 15,07




Aplicação / Application: **CHRYSLER:** Grand Voyager 3.3 (2000-2008), Grand Voyager 3.8 (2007), **DODGE:** Caravan 3.3, **JEEP:** Wrangler 3.8L V6 (2007-2011), **FIAT:** Panda 1.3 (2012->), **HONDA:** Accord 2.0 (2008->), Civic 1.6 (2005->) / 1.8 (2005-2010) / 2.0

(2008), CR-V 2.0 (2007->), FR-V 1.8 (2007->)

Observação / Note: Caixa com 10 peças / Box with 10 pieces

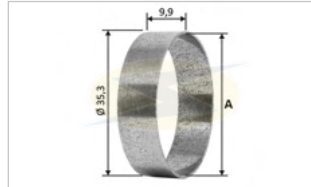
BC1-0162-00 STD A = Ø 8,000



Aplicação / Application: **FORD:** Fiesta Street 1.0, Ka, Courier, Taurus, Ranger, Fusion 3.0L V6 (2010), **MERCURY:** Milan 3.0L V6 (2010), **RENAULT:** Sandero (2018), Logan 2018, **NISSAN:** Versa, **LAND ROVER:** Discovery 3 2.7 (2012), Range Rover Diesel, Discovery 2.7 TD (2004-2009), Range Rover Sport 2.7 TDVM (2005-2009)


Observação / Note: Caixa com 10 peças / Box with 10 pieces (MOTORCRAFT)

BC1-0164-00 STD A = Ø 34,000




Aplicação / Application: **CATERPILLAR, VOLVO**
Observação / Note: Caixa com 10 peças / Box with 10 pieces (MITSUBISHI)

BC1-0166-00 STD A = Ø 8,000



Aplicação / Application: **FIAT:** Uno vivace, Palio fire 1.4
Observação / Note: Caixa com 10 peças / Box with 10 pieces (BOSCH)

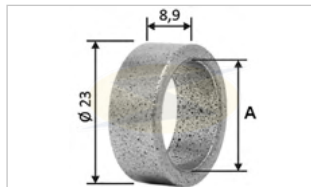
BC1-0168-00 STD A = Ø 22,005



Aplicação / Application: **CHALLENGER:** Colheitadeira 652C / 660B / 670B / 672C, Pulverizador (gafanhoto) RoGator RG635B / RG645B / RG655B / RG1100 / RG1300, Trator TerraGator TG845, Trator de esteiras MT665D / MT685D / MT745D / MT755D / MT755E

/ MT765D / MT765E / MT775E, **BOBCAT:** Mini pá carregadeira 975, **CASE:** Tratores CS / CVX / JX / JXU / Maxxum / MXU / MXM / Puma / Quantum, **JOHN DEERE:** Colheitadeiras, Retroscavadeira 210C / 210LE / 300B/D / 310C/B/D/E/G / 315C/D/CH/G / 410C/E/G / 610C / JD310 / JD350A / JD400A / JD450A/B/C, Tratores, **KOMATSU:** Retroscavadeira WB97S-5, **MAN:** Caminhões 6100 / 8100 / 8113 / 8150 / 8153 / 8163 / 8185 / 8220 / 8223 / 8224 / 9150 / 9153 / 9163 / 9185 / 9223 / 9224 / 10145 / 10150 / 10153 / 10163 / 10220 / 10223 / 10224 / 11150 / 11190 / 11220 / 11230 / 12152 / 12162 / 12163 / 12192 / 12222 / 12224 / 12232 / 12255 / 12262 / 12264 / 12272 / 12284 / 12285 / 13220 / 13230 / 14152 / 14162 / 14163 / 14192 / 14220 / 14222 / 14224 / 14232 / 14262 / 14264 / 14272 / 14282 / 15163 / 15224 / 15264 / 15284 / 17192 / 17222 / 17232 / 17272 / 18192, 18220 / 18222 / 18224 / 18232 / 18262 / 18264 / 18272 / 18284 / 20224 / 20264 / 20284 / 24192 / 24222 / 24232 / 24262 / 24272 / 25224 / 26225 / 26285 / LE160C / LE180C / LE220C / ME220B / ME250B / ME280B, Ônibus NM152 / NM182 / NM192 / NM222 / NM223 / SM152 / SM192, **MASSEY FERGUSON:** Tratores, **MERCEDES-BENZ:** Vario, Ônibus O520 (Cito) / O530 (Citaro), **NEW HOLLAND:** Colheitadeira HW300 / HW320 / HW340, Tratores T6 / T7 / TB / TM / TS / TV, **VALMET:** Tratores, **VALTRA:** Tratores, Bh180 moderno, **ZETOR:** Tratores, **CATERPILLAR:** Máquinas Challenger diversas
Observação / Note: Caixa com 10 peças / Box with 10 pieces (ISKRA)

BC1-0171-00 STD A = Ø 17,500



Aplicação / Application: **MITSUBISHI:** Empilhadeira
Observação / Note: Caixa com 10 peças / Box with 10 pieces (MITSUBISHI)

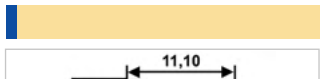
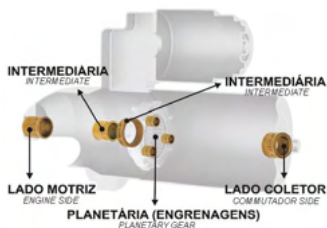
Legenda:

LM: Lado Motriz / Engine Side

LC: Lado Coletor / Commutador Side

I: Intermediária / Intermediate

PLAN.: Planetária / Planetary Gear

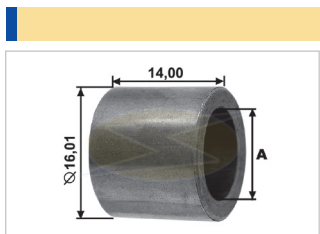


BC1-0177-00 STD A = Ø 7,05

Aplicação / Application: **BMW:** 116, 118, 120, 125, 130, 135, 316, 318, 320, 323, 325, 330, 335, 520, 523, 525, 530, 535, 630, 730, 740, X1, X3, X5, X6, Z4, **TOYOTA:** Hilux 1GD (2015) / 2.8 (2016 -> 2018), **KIA:** Carens 2.0 (2013->), Soul 1.6 (2014->), **MINI:** Mini Cooper Clubman (2016->) 2.0, **GM:**

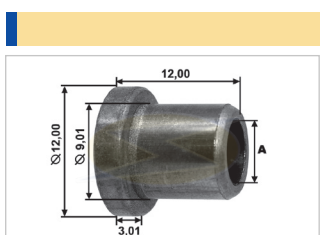
Equinox (2018-2020), Captiva, Cobalt, **HYUNDAI:** Creta 2.0 (2017), **CHRYSLER:** Grand Voyager 3.3 (2000-2008), Grand Voyager 3.8 (2007), **DODGE:** Caravan 3.3, **JEEP:** Wrangler 3.8L V6 (2007-2011), Grand Cherokee 3.6 V6 4x4 (2010-2011), **FIAT:** Panda 1.3 (2012->), **HONDA:** Accord (2008->), Civic 1.6 (2005->), Civic 1.8 (2005-2010), Civic 2.0 (2008), CR-V (2007->), FR-V 1.8 (2007->), New Civic 1.8/2.0 (2012-2016), **MBB:** Modelos C / CLS / E / GLK / SLK / Mixto / Sprinter / Viano / Vito

Observação / Note: Caixa com 10 peças / Box with 10 pieces



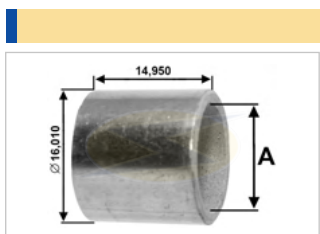
BC1-0182-00 STD A = Ø 11,03

Aplicação / Application: **CUB CADET:** UTV Big Country 6x4 (2001-2010), UTV Big Country 4x2 (2001-2010)
Observação / Note: Caixa com 10 peças / Box with 10 pieces (NIPODENSO)



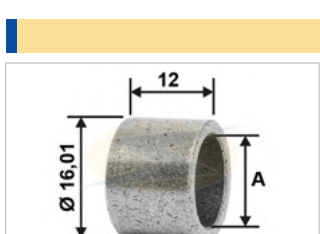
BC1-0186-00 STD A = Ø 6,06

Aplicação / Application: **RENAULT:** Captur 1.3 Turbo (2021->), Duster 1.3 Turbo (2021->), Oroch 1.3 Turbo (2021->), **HYUNDAI:** HB20 1.0 (2021->), i20, **KIA:** Rio IV 1.0
Observação / Note: Caixa com 10 peças / Box with 10 pieces (DELCO REMY)



BC1-0189-00 STD A = Ø 12,560

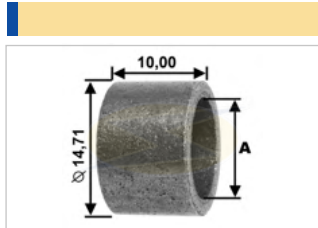
Aplicação / Application: **NISSAN:** Livina, Sentra, Tida, **RENAULT:** Fluence
Observação / Note: Caixa com 10 peças / Box with 10 pieces (HITACHI)



BC1-0191-00 STD A = Ø 12,050

Aplicação / Application: **TOWNER:** Antiga, **FORD:** F250 (c/ motor Cummins eletrônico), F350 (c/ motor Cummins eletrônico), F4000 (c/ motor Cummins eletrônico), **TOYOTA:** Hilux 2.5 / 2.8 / 3.0, SW4 D4D
Observação / Note: Caixa com 10 peças / Box with 10 pieces

(BRIGHT)

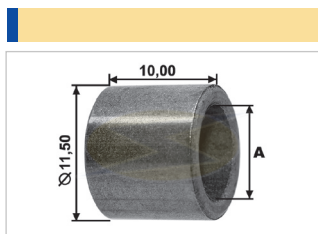


BC1-0176-00 STD A = Ø 11,06

Aplicação / Application: **CHRYSLER:** Grand Voyager 3.3 (2000-2008), Grand Voyager 3.8 (2007), **DODGE:** Caravan 3.3, **JEEP:** Wrangler 3.8L V6 (2007-2011), **FIAT:** Panda 1.3 (2012->), **HONDA:** Accord 2.0 (2008->), Civic 1.6 (2005->) / 1.8 (2005-2010) / 2.0

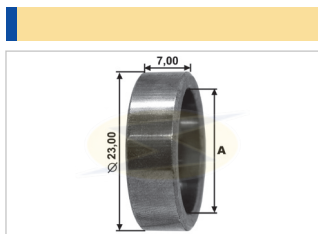
(2008), CR-V 2.0 (2007->), FR-V 1.8 (2007->)

Observação / Note: Caixa com 10 peças / Box with 10 pieces



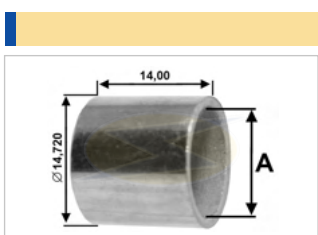
BC1-0180-00 STD A = Ø 8,05

Aplicação / Application: **FORD:** Fusion 3.0L V6 (2010), **MERCURY:** Milan 3.0L V6 (2010)
Observação / Note: Caixa com 10 peças / Box with 10 pieces



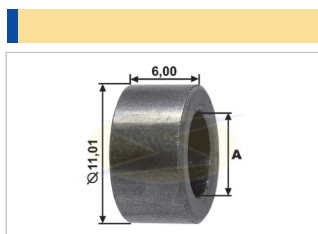
BC1-0184-00 STD A = Ø 18,00

Aplicação / Application: **FIAT:** Tempra 2.0 (1992-1998), Tempra 2.0 (1992-1998), Tempra SW 2.0 (1992-1998), Tempra S 2.0 (1992-1998), Tipo 2.0 (1994-1997)
Observação / Note: Caixa com 10 peças / Box with 10 pieces (MAGNETI MARELLI)



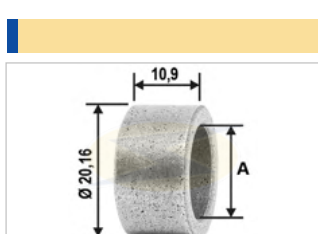
BC1-0187-00 STD A = Ø 12,060

Aplicação / Application: **CHEVROLET-GM:** Omega V6 3.8 (1999-2004)
Observação / Note: Caixa com 10 peças / Box with 10 pieces (BOSCH)



BC1-0190-00 STD A = Ø 6,75

Aplicação / Application: **NISSAN:** Livina, Sentra, Tida, **RENAULT:** Fluence
Observação / Note: Caixa com 10 peças / Box with 10 pieces (HITACHI)

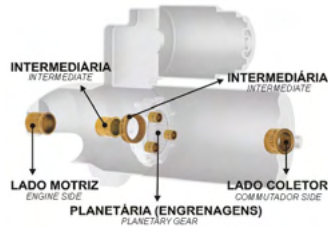


BC1-0192-00 STD A = Ø 14,050


Aplicação / Application: **NEW HOLLAND:** TC 59
Observação / Note: Caixa com 10 peças / Box with 10 pieces (ISKRA)

Legenda:

- LM:** Lado Motriz / Engine Side
- LC:** Lado Coletor / Commutador Side
- I:** Intermediária / Intermediate
- PLAN.:** Planetária / Planetary Gear



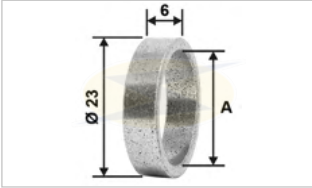
BC1-0193-00 STD A = Ø 10,00



Aplicação / Application: **MITSUBISHI:** FG25 2.416v (1998-2004), FG20 2.416v (1989-2006), FG30 2.416v (1990-2007), FG35 2.416v (1990-2007)

Observação / Note: Caixa com 10 peças / Box with 10 pieces (MITSUBISHI)


BC1-0194-00 STD A = Ø 19,000



Aplicação / Application: **JEEP:** Cherokee, **CHEVROLET-GM:** S10, Blazer, **TROLLER:** T4, **MITSUBISHI:** TR4

Observação / Note: Caixa com 10 peças / Box with 10 pieces (MITSUBISHI)


BC1-0195-00 STD A = Ø 12,060



Aplicação / Application: **AGRALE:** Trator 440 /4200

Observação / Note: Caixa com 10 peças / Box with 10 pieces (PRESTOLITE)

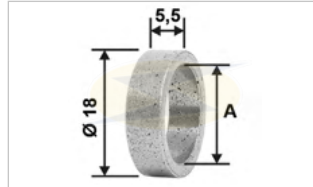
BC1-0196-00 STD A = Ø 12,050



Aplicação / Application: **HYSTER:** Empilhadeiras

Observação / Note: Caixa com 10 peças / Box with 10 pieces (MITSUBISHI)

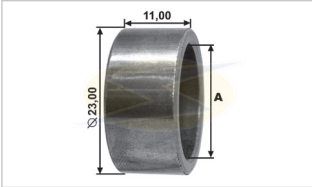
BC1-0197-00 STD A = Ø 14,000



Aplicação / Application: **CITROEN:** Picasso

Observação / Note: Caixa com 10 peças / Box with 10 pieces (VALEO)


BC1-0198-00 STD A = Ø 18,00



Aplicação / Application: **MASSEY FARGUNSON:** MF-8140 6.0 (1995-1999), MF-8150 6.0(1995-1999), MF-8160 6.0(1995-1999), MF-8250 6.0 (1999-2005), MF-3680 4.4 (1999-2003), MF-6270 4.4 (1999-2003), MF-6280 4.4 (1999-2005), MF-6290 4.4 (1999-2005), MF-8240 6.0 (1995-1999), MF-8260 6.0 (1995-1999), MF-8280 6.0 (1995-1999), **JCB:** JCB 426ZX 5.9 (2011-2019), JCB 4CX 4WS 4.4 (2011-2020), JCB 8310 5.9 (2011-2019), JCB 8330 5.9 (2011-2019), JCB 4220 5.9 (2009-2018), JCB 8250 5.9 (2011-2019), JCB 8280 5.9 (2011-2019) // SW20 (2010-2016), EZ38 2.4 (2010-2016), RD12A-90 2.4 (2010-2016), RD16A-90 2.4 (2010-2016), 200 ATJ-X 2.4 (2017-2022), 1350 RNXT2 2.4 (2017-2022), MT-X 420H 2.4 (2017-2022)

Observação / Note: Caixa com 10 peças / Box with 10 pieces (NIPODENSO)


BC1-0199-00 STD A = Ø 8,050



Aplicação / Application: **RENAULT:** Clio 1.0 (1999-2016), Logan 1.0 (2007-2015), Sandero 1.0 (2007-2015), Symbol, Duster, **PEUGEOT:** 206, **NISSAN:** March 1.0 (2012>), **FORD:** Courier (1999-2013), Ecosport (2003-2012), Escort (2000-2002), Fiesta (1999-2013)

Observação / Note: Caixa com 10 peças / Box with 10 pieces


BC1-0200-00 STD A = Ø 5,00



Aplicação / Application: **FORD:** Escort Europeu 1.8 (1993-1996), Verona 1.6/1.8 (1990-1992), Versalles 1.8/2.0 (1992-1996), **VOLKSWAGEN:** Gol 1.8 (1995-1998), Apollo 1.6/1.8 (1990-1992), Logus 1.6/1.8 (1993-1996), Polo Classic 1.8 (1997-2000)

Observação / Note: Caixa com 10 peças / Box with 10 pieces (LUCAS INDIEL)

BC1-0201-00 STD A = Ø 5,060




Aplicação / Application: **FIAT:** Grand Siena 1.4 Fire (2012-2021), Siena 1.0 Fire (2008-2016), Palio Weekend 1.4 Fire (2008-2020), Uno Vivace 1.0 Fire (2010-2023), Uno Vivace 1.4 Fire (2010-2023), Palio 1.0 Fire (2012-2020), Palio 1.4 Fire (2012-2020), Fiorino

Vivace 1.4 Fire (2013-2023), Argo (2017), Mobi

Observação / Note: Caixa com 10 peças / Box with 10 pieces


BC1-0203-00 STD A = Ø 8,050



Aplicação / Application: **CHEVROLET-GM:** S10 Diesel 2.8 (2011 - 2014), TrailBlazer Diesel 2.8 (2011 - 2014)

Observação / Note: Caixa com 10 peças / Box with 10 pieces (VALEO)

BC1-0204-00 STD A = Ø 7,050



Aplicação / Application: **CHEVROLET-GM:** S10 2.8 Diesel (2011-2014), TrailBlazer (2013)

Observação / Note: Caixa com 10 peças / Box with 10 pieces (VALEO)

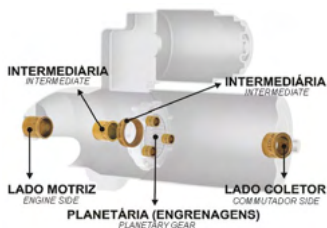
Legenda:

LM: Lado Motriz / Engine Side

LC: Lado Coletor / Commutador Side

I: Intermediária / Intermediate

PLAN.: Planetária / Planetary Gear




BC1-0207-00 STD A = Ø 11,070



Aplicação / Application: HONDA: Fit, JHON DEERE, KAWASAKI

Observação / Note: Caixa com 10 peças / Box with 10 pieces (DENSO)




BC1-0213-00 STD A = Ø 6,060



Aplicação / Application: VOLKSWAGEN: Up, Gol G6, Voyage G6, CHRYSLER: Grand Voyager 3.3 (2000-2008), Grand Voyager 3.8 (2007), DODGE: Caravan 3.3, JEEP: Wrangler 3.8L V6 (2007-2011), HONDA: Accord 2.0 (2008->), Civic 1.6 (2005->),

Civic 1.8 (2005-2010), Civic 2.0 (2008), CR-V 2.0 (2007->), FR-V 1.8 (2007->)

Observação / Note: Caixa com 10 peças / Box with 10 pieces




BC1-0215-00 STD A = Ø 10,10



Aplicação / Application: CITROEN: Aircross 1.6 (2018-2019), C4 Cactus 1.6 (2022), PEUGEOT

Observação / Note: Caixa com 10 peças / Box with 10 pieces




BC1-0216-00 STD A = Ø 6,02



Aplicação / Application: VOLKSWAGEN: Gol, Saveiro, Voyage, Fox, Polo, Spacefox

Observação / Note: Caixa com 10 peças / Box with 10 pieces




BC1-0218-00 STD A = Ø 6,05



Aplicação / Application: VOLKSWAGEN: Gol, Saveiro, Voyage, Fox, Polo, Spacefox

Observação / Note: Caixa com 10 peças / Box with 10 pieces




BC1-0206-00 STD A = Ø 12,560



Aplicação / Application: FIAT: Doblo 1.8 MPI 16V Flex, Grand Siena 1.6 Flex, Idea 1.4 / 1.6 / 1.8, Palio 1.6 / 1.8 / Weekend 1.6, Punto 1.4 / 1.6 / 1.8, Siena 1.6 MPI 16V Flex, Strada 1.6 / 1.8, Bravo, Linea, TOYOTA: Corolla 1.8 / 2.0, AUDI: A3 1.9 TDi (2008->), MBB: 200

1.8 CGI (2002->), C 160 1.8 Kompressor (2005->), C 180 1.6 Kompressor (2008->), C 180 1.8 CGI (2007->), C 180 1.8 Kompressor (2002-2007), C 200 1.8 CGI (2007->), C 200 1.8 CGI Kompressor (2002->), C 200 1.8 Kompressor (2002-2007), C 220 1.8 (2002->), C 230 1.8 Kompressor (2004->), C 250 1.8 CGI (2009->), CLC 160 1.6 (2009->), CLC 180 1.8 Kompressor (2008->), CLK 200 1.8 Kompressor (2006-2008), CLK 200 2.0 CGI Kompressor (2003->), E 200 1.8 CGI (2002-2009), E 200 1.8 Kompressor (2002-2006), E 200 1.8 NGT (2002->), E 250 1.8 CGI (2009->), SLK 200 1.8 Kompressor (2004->)

Observação / Note: Caixa com 10 peças / Box with 10 pieces




BC1-0211-00 STD A = Ø 5,060



Aplicação / Application: ACURA: Tsx 2.4 L, HONDA: New Fit (2015 ->), New City (2015 ->), New Civic (2012 ->), CRV (2012 ->), Accord 2.4i, Civic Si, Ex, Lx (2007-2013), Crv 2.4i, Element, FIAT: Palio 1.4 Flex (2011-2015), Grand Siena 1.4 Flex (2012->), Toro, Argo, Novo Uno, Mobi,

Ducato 2.8 Diesel, JEEP: Renegade, PORSCHE: Panamera 3.0 D (2011->), Panamera 3.0 S (2013->), Panamera 3.0 S Hybrid (2011->), Panamera 3.6 (2010->), Panamera 3.6 4 (2010->), Panamera 4.8 4S (2009->), Panamera 4.8 GTS (2012->), Panamera 4.8 S (2009->), Panamera 4.8 T (2009->), Panamera 4.8 T S (2011->), CHEVROLET-GM: Onix 1.0 Turbo (2019->), Tracker 1.0 Turbo (2019->).

Observação / Note: Caixa com 10 peças / Box with 10 pieces

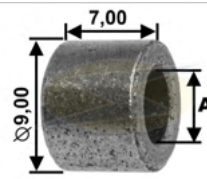


BC1-0214-00 STD A = Ø 5,06



Aplicação / Application: VW: Crossfox, Spacefox 1.6 Flex, Fox 1.0 / 1.6, Gol G5 1.0 / 1.6 Flex, Golf 1.6 Flex, Polo 1.6 Flex, Saveiro G5 1.6 Flex, Voyage 1.0 / 1.6 Flex, Toureg, FORD: New Fiesta 1.4/1.6, Ecosport, Focus 1.4/1.6, AUDI: A4 2.0 L4 (2016), A4 Quattro 2.0 L4 (2016), A4 3.0 S4 Quattro (2008->), A4 3.2 FSi (2008->), A4 3.2 FSi Quattro (2007->), A4 RS4 4.2 Quattro (2012->), A5 3.0 Quattro (2010->), A5 3.2 FSi (2007->), A5 3.2 FSi Quattro (2007->), A5 4.2 Quattro (2013->), A6 2.8 FSi Quattro (2011->), A6 3.0 TFSi Quattro (2010->), A6 4.0 Quattro (2012->), A6 4.0 RS6 Quattro (2015->), A6 4.0 S6 Quattro (2012->), A6 Allroad 3.0 TFSi Quattro (2012->), A7 2.8 FSi (2011->), A7 2.8 FSi Quattro (2010->), A7 3.0 TFSi Quattro (2010->), A7 4.0 Quattro (2013->), A7 4.0 RS7 Quattro S (2015->), A7 4.0 S7 Quattro (2012->), A8 3.0 TFSi Quattro (2010->), A8 4.0 Quattro (2015->), A8 4.0 S8 Quattro (2012->), A8 4.0 TFSi Quattro (2012->), A8 4.2 FSi Quattro (2009->), Q5 3.2 V6 (2011-2012), Q5 3.0 V6 (2013-2017), Q7 3.0 TFSi (2010->), SQ5 3.2 V6 (2014-2017), S4 3.0 V6 (2013-2016), S5 3.0 V6 (2010-2016), S5 4.2 Quattro (2007->), BENTLEY: Continental 4.0 AWD (2013->), Continental Cabriolet 4.0 AWD (2012->), Continental Coupe 4.0 AWD (2011->), PORSCHE: Cayenne 3.0 D (2010->), FIAT: Linea 1.3 Multijet (2007->), Panda 1.3 JTD (2004->), LANCIA: Musa 1.3 Multijet (2006->), OPEL: Agila 1.3 CDTi (2003-2007), Combo 1.3 CDTi 16V (2004->), Corsa 1.2 CDTi (2004->), Corsa 1.3 CDTi (2003->), Meriva 1.3 CDTi (2005->), Tigra 1.3 CDTi (2004->), SUZUKI: Ignis 1.3 DDiS (2003->), Splash 1.3 CDTi (2008->), Swift 1.3 DDiS (2005), Wagon R+ 1.25 DDiS (2003->), PEUGEOT: 307, 206, 207 1.6.

Observação / Note: Caixa com 10 peças / Box with 10 pieces




BC1-0217-00 STD A = Ø 17,05



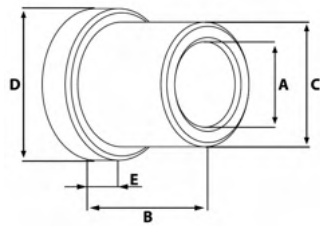
Aplicação / Application: VOLKSWAGEN: Gol, Saveiro, Voyage, Fox, Polo, Spacefox

Observação / Note: Caixa com 10 peças / Box with 10 pieces



Legenda:

- A:** Diâmetro Interno / Internal Diameter
- B:** Altura / Height
- C:** Diâmetro Externo / External Diameter
- D:** Diâmetro Flange / Housing Diameter
- E:** Altura Flange / Housing Height



Prestolite Equivalente / Replace

Composição / Composition:
 1 BC1-0053-00 (A=11,215 x B=13,5 x C=14,325)
 1 BC1-0056-00 (A=10,050 x B=13,8 x C=13,040)
 1 BC1-0057-00 (A=21,840 x B=11,9 x C=25,890)
 1 BC1-0058-00 (A=15,063 x B=13,3 x C=18,135)
 1 BC1-0053-02 (A=11,088 x B=13,5 x C=14,325)
 1 BC1-0056-02 (A=9,93 x B=13,8 x C=13,040)
 1 BC1-0057-02 (A=21,720 x B=11,9 x C=25,890)
 1 BC1-0058-02 (A=14,925 x B=13,3 x C=18,135)

KT-0001-00 STD
KT-0001-02 2X
KT-0001-03 3X

Aplicação / Application: VOLKS-
-WAGEN: Caminhões c/ motores Cummins 24v 5.9 e 8.3, **FORD:** Power Stroke c/ motor Navistar V8 7.3 (**INDIEL PRESTOLITE M100R**)

Wapsa Equivalente / Replace

Composição / Composition:
 1 BC1-0022-00 (A=18,830 x B=19 x C=22,788)
 1 BC1-0023-00 (A=14,325 x B=19 x C=17,988)
 1 BC1-0022-02 (A=18,690 x B=19 x C=22,788)
 1 BC1-0023-02 (A=14,160 x B=19 x C=17,988)
 1 BC1-0022-03 (A=18,563 x B=19 x C=22,788)
 1 BC1-0023-03 (A=14,025 x B=19 x C=17,988)

KT-0002-00 STD
KT-0002-02 2X
KT-0002-03 3X

Aplicação / Application: CASE:
 Pa carregadeira W7, **CBT:** Trator 1090, Trator 1100, **CLARK:** Trator Michigan 75A, Trator Michigan II / III, **EATON:** Pa carregadeira 250A, Pa carregadeira 1900, **FIAT-ALLIS:** Retroscavadeira FB80.2, **FORD:** Cargo 1113 / 1313, F2000, F4000,

Bosch Equivalente / Replace

Composição / Composition:
 1 BC1-0003-00 (A=28,385 x B=11,00 x C=32,260)
 1 BC1-0009-00 (A=12,548 x B=11,40 x C=16,555)
 1 BC1-0003-02 (A=28,285 x B=11,00 x C=32,260)
 1 BC1-0009-02 (A=12,42 x B=11,40 x C=16,555)
 1 BC1-0003-03 (A=28,155 x B=11,00 x C=32,260)
 1 BC1-0009-03 (A=12,299 x B=11,40 x C=16,555)

KT-0003-00 STD
KT-0003-02 2X
KT-0003-03 3X

Aplicação / Application: VOLKS-
-WAGEN: Gol Bolinha MI, Parati MI, Fox 1.0/1.6, Polo 1.6 após 05, Saveiro V 1.6 Total Flex, SpaceCross 1.6 Total Flex, SpaceFox 1.6 Total Flex, Voyage 1.0/1.6 Flex (**BOSCH: DA**)

F7000, F11000, F12000, F13000, F19000, F21000, F22000, com motores Perkins e MWM - Eixo grosso, **MASSEY FERGUSON:** Trator MF95I, Trator MF95X, **NEW HOLLAND:** Trator 4630 / 5030 / 5630 / 6630 / 7630 / 7830, **VOLKSWAGEN:** 690, 690 S, 790 S, 7110 S, 11130, 11140, 12140 H, 13130, 14140, 22140

Bosch / Roher Equivalente / Replace

Composição / Composition:
 1 BC1-0016-00 (A=12,522 x B=18 x C=16,536)
 1 BC1-0024-00 (A=15,748 x B=9,9 x C=19,544)
 1 BC1-0025-00 (A=18,101 x B=9,9 x C=23,090)
 1 BC1-0016-02 (A=12,39 x B=18 x C=16,536)
 1 BC1-0024-02 (A=15,621 x B=9,9 x C=19,544)
 1 BC1-0025-02 (A=18,974 x B=9,9 x C=23,090)
 1 BC1-0016-03 (A=12,26 x B=18 x C=16,536)
 1 BC1-0024-03 (A=15,494 x B=9,9 x C=19,544)
 1 BC1-0025-03 (A=18,847 x B=9,9 x C=23,090)

KT-0004-00 STD
KT-0004-02 2X
KT-0004-03 3X

Aplicação / Application: AGRA-
LE, CBT, MAXION: S4 / S4T c/ motor, MWM D-229/3 após 09/94, **FORD:** Série F e Cargo, **MERCEDES BENZ:** OM352, 314, 364, 364A, 366LA, 366C

Bosch / Delco Equivalente / Replace

Composição / Composition:
 1 BC1-0009-00 (A=12,548 x B=11,40 x C=16,555)
 1 BC1-0028-00 (A=12,088 x B=13,90 x C=14,107)
 1 BC1-0009-02 (A=12,426 x B=11,40 x C=16,555)
 1 BC1-0028-02 (A=11,963 x B=13,90 x C=14,107)
 1 BC1-0009-03 (A=12,299 x B=11,40 x C=16,555)
 1 BC1-0028-03 (A=11,898 x B=13,90 x C=14,107)

KT-0005-00 STD
KT-0005-02 2X
KT-0005-03 3X

Aplicação / Application: VOLKS-
-WAGEN: Fusca, Gol 1.3 1.5 e 1.6 até 12/93 (álcool e gasolina), Kombi 1.6 (álcool e gasolina) de 08/82 até 12/93, Brasília, 1.3 e 1.6 (BK e BN) de 10/74 até 12/81 e Passat, **FORD:** Corcel, Belina II e Del-Rey até 1982

Bosch Equivalente / Replace

Composição / Composition:
 1 Bucha BC1-0003-00 (A=28,385 x B=11,00 x C=32,260)
 1 Bucha BC1-0037-00 (A=10,048 x B=10,00 x C=14,055)
 1 Bucha BC1-0045-00 (A=18,015 x B=6,50 x C=22,115)
 1 Bucha BC1-0055-00 (A=8,00 x B=10,10 x C=10,99)

KT-0006-00 STD

Aplicação / Application: VOLKS-
-WAGEN: Pólo 1.6 e 1.0 16v e Pólo Sedan após 2002 (ARA, BAH), Pólo 2.0 e Pólo Sedan 2.0 após 2002 (BBX), **VOLVO:** S80 2.8 T6, S80 2.9 (B 6284 T, B6304 S3)

Magneti Marelli Equivalente / Replace

Composição / Composition:
 1 BC1-0051-00 (A=10,060 x B=10,00 x C=14,014)
 1 BC1-0052-00 (A=10,060 x B=14,00 x C=14,014)
 1 BC1-0051-02 (A=9,933 x B=10,00 x C=14,014)
 1 BC1-0052-02 (A=9,933 x B=14,00 x C=14,014)
 1 BC1-0051-03 (A=9,806 x B=10,00 x C=14,014)
 1 BC1-0052-03 (A=9,806 x B=14,00 x C=14,014)

KT-0007-00 STD
KT-0007-02 2X
KT-0007-03 3X

Aplicação / Application: FIAT:
 Palio, Siena e Palio Weekend 1.6 16v, Tipo

Delco Equivalente / Replace

Composição / Composition:
 2 BC1-0011-00 (A=14,428 x B=19,10 x C=19,165)
 1 BC1-0033-00 (A=22,615 x B=25 x C=25,735)
 2 BC1-0011-02 (A=14,301 x B=19,10 x C=19,165)
 1 BC1-0033-02 (A=22,488 x B=25 x C=25,735)
 2 BC1-0011-03 (A=14,200 x B=19,10 x C=19,165)
 1 BC1-0033-03 (A=22,361 x B=25 x C=25,735)

KT-0008-00 STD
KT-0008-02 2X
KT-0008-03 3X

Aplicação / Application: FORD:
 com motor Cummins série C61, 12 e 24V, Cummins 6CTAA 8.3 litros, **MERCEDES BENZ e VOLKSWAGEN** com motor Cummins 6CTAA 8.3 litros e **VOLKSWAGEN Titan Tractor (DELCO 37MT)**

Bosch Equivalente / Replace

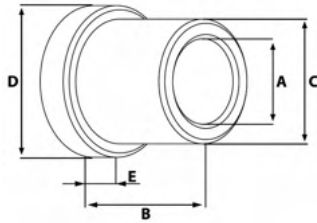
Composição / Composition:
 1 BC1-0039-00 (A=8,100 x B=8,00 x C=11,06)
 1 BC1-0045-00 (A=18,015 x B=6,50 x C=22,155)
 1 BC1-0061-00 (A=12,070 x B=14,90 x C=15,100 x D=19,90 x E=1,4)
 1 BC1-0062-00 (A=10,050 x B=14,80 x C=16,550 x D=18,70 x E=1,9)

KT-0009-00 STD

Aplicação / Application: MER-
-CEDES BENZ: Sprinter 310D, 312D, 412D (OM014 LA e OM014 A), **FORD:** F250, **FIAT Ducato (BOSCH: EV)**

Legenda:

- A:** Diâmetro Interno / Internal Diameter
- B:** Altura / Height
- C:** Diâmetro Externo / External Diameter
- D:** Diâmetro Flange / Housing Diameter
- E:** Altura Flange / Housing Height


Prestolite Equivalente / Replace


Composição / Composition:

- 1 Bucha BC1-0053-00 (A=11,215 x B=13,50 x C=14,325)
- 1 Bucha BC1-0055-00 (A=8,00 x B=10,80 x C=10,99)
- 1 Bucha BC1-0059-00 (A=14,100 x B=12,5 x C=18,100)
- 1 Bucha BC1-0063-00 (A=18,015 x B=8 x C=22,115)
- 1 Bucha BC1-0053-02 (A=11,088 x B=13,5 x C=14,325)
- 1 Bucha BC1-0055-02 (A=7,880 x B=10,8 x C=10,99)
- 1 Bucha BC1-0059-02 (A=13,973 x B=12,5 x C=18,100)
- 1 Bucha BC1-0063-02 (A=17,880 x B=8 x C=22,115)

KT-0010-00 STD
KT-0010-02 2X

Aplicação / Application: JOHN DEERE, AGRALE, VOLKSWAGEN, FORD: F1000, F350, F4000

Prestolite Equivalente / Replace


Composição / Composition:

- 1 BC1-0053-00 (A=11,215 x B=13,50 x C=14,325)
- 1 BC1-0054-00 (A=12,080 x B=12,00 x C=15,125)
- 1 BC1-0055-00 (A=8,00 x B=10,80 x C=10,99)
- 1 BC1-0063-00 (A=18,015 x B=8,00 x C=22,115)
- 1 BC1-0053-02 (A=11,088 x B=13,50 x C=14,325)
- 1 BC1-0054-02 (A=11,955 x B=12,00 x C=15,125)
- 1 BC1-0055-02 (A=7,880 x B=10,80 x C=10,99)
- 1 BC1-0063-02 (A=17,880 x B=8,00 x C=22,115)

KT-0011-00 STD
KT-0011-02 2X

Aplicação / Application: MERCEDES-BENZ: Sprinter, CHEVROLET-GM: Silverado, FORD: Ranger

Bosch Equivalente / Replace


Composição / Composition:

- 1 BC1-0009-00 (A=12,548 x B=11,40 x C=16,555)
- 1 BC1-0020-00 (A=12,063 x B=14,30 x C=14,213)
- 1 BC1-0009-02 (A=12,426 x B=11,40 x C=16,555)
- 1 BC1-0020-02 (A=11,938 x B=14,30 x C=14,213)
- 1 BC1-0009-03 (A=12,299 x B=11,40 x C=16,555)
- 1 BC1-0020-03 (A=11,813 x B=14,30 x C=14,213)

KT-0012-00 STD
KT-0012-02 2X
KT-0012-03 3X

Aplicação / Application: FIAT: Uno Mille, Fiorino, Elba e Prêmio 1.3 e 1.5, 147, 147 Europa, Oggi, Panorama, Pick-Up, Rally, Spazio, Spazio Racing, FORD: Corcel, Del-Rey e Belina

Bosch / Wapsa Equivalente / Replace


Composição / Composition:

- 1 BC1-0009-00 (A=12,548 x B=11,40 x C=16,555)
- 1 BC1-0018-00 (A=11,048 x B=13,90 x C=13,585)
- 1 BC1-0009-02 (A=12,426 x B=11,40 x C=16,555)
- 1 BC1-0018-02 (A=10,921 x B=13,90 x C=13,585)
- 1 BC1-0009-03 (A=12,299 x B=11,40 x C=16,555)
- 1 BC1-0018-03 (A=10,794 x B=13,90 x C=13,585)

KT-0013-00 STD
KT-0013-02 2X
KT-0013-03 3X

Aplicação / Application: VOLKSWAGEN: Sedan 1300 1500 e 1600 4p, Kombi, Karmann Guia, Variant, TL, TC, Brasília e SP-2 após 1967, FORD: Maverick 6cc, Jeep, Rural e F75 - Willys motor 6cc

Delco Equivalente / Replace


Composição / Composition:

- 1 BC1-0006-00 (A=14,303 x B=19,00 x C=15,945)
- 1 BC1-0008-00 (A=11,963 x B=18,00 x C=13,213)
- 1 BC1-0006-02 (A=14,175 x B=19,00 x C=15,945)
- 1 BC1-0008-02 (A=11,836 x B=18,00 x C=13,213)
- 1 BC1-0006-03 (A=14,052 x B=19,00 x C=15,945)
- 1 BC1-0008-03 (A=11,709 x B=18,00 x C=13,213)

KT-0014-00 STD
KT-0014-02 2X
KT-0014-03 3X

Aplicação / Application: CHEVROLET-GM: Opala e Caravan 4 e 6cc, C10 6cc

Delco Equivalente / Replace


Composição / Composition:

- 1 BC1-0011-00 (A=14,428 x B=19,10 x C=19,165)
- 1 BC1-0012-00 (A=16,002 x B=19,10 x C=19,165)
- 1 BC1-0013-00 (A=21,325 x B=22,40 x C=24,445)
- 1 BC1-0011-02 (A=14,301 x B=19,10 x C=19,165)
- 1 BC1-0012-02 (A=15,820 x B=19,10 x C=19,165)
- 1 BC1-0013-02 (A=21,198 x B=22,40 x C=24,445)

KT-0015-00 STD
KT-0015-02 2X

Aplicação / Application: FORD: Caminhões c/ Cummins S C 61, 12 e 24V, MERCEDES BENZ: Motores série BR-400 12 e 24V, VOLKSWAGEN: Caminhões com motor Cummins série C 12 e 24V


Motorcraft Equivalente / Replace


Composição / Composition:

- 1 BC1-0038-00 (A=12,095 x B=5,40 x C=15,595)
- 1 BC1-0045-00 (A=18,015 x B=6,50 x C=22,115)
- 2 BC1-0072-00 (A=7,040 x B=7,00 x C=12,020)

KT-0016-00 STD

Aplicação / Application: FORD: Escort 1.8 16V com motor Zetec, Fiesta, Focus, Ka, Mondeo e Ranger, Ka e Fiesta com motor 1.3 Endura a gasolina


Bosch Equivalente / Replace


Composição / Composition:

- 1 BC1-0019-00 (A=12,063 x B=14,10 x C=16,133)
- 1 BC1-0037-00 (A=10,048 x B=10,00 x C=14,055)
- 1 BC1-0045-00 (A=18,015 x B=6,50 x C=22,115)
- 1 BC1-0055-00 (A=8,00 x B=10,80 x C=10,99)

KT-0017-00 STD

Aplicação / Application: ALFA ROMEO: 164 2.0 / 3.0, Spider 3.0, CHEVROLET-GM: Vectra 2.0, Zafira 2.0i, Omega 2.2 / 3.0, Vectra, Corsa, OPEL: Astra 2.0i, Calibra 2.0i, VOLKSWAGEN: Gol II 2.0 Mi, Gol III 1.6 / 1.8 / 2.0 Mi, Gol GTI, Parati II 2.0i, Passat 1.6 / 1.8 / 2.0 / Variant, AUDI: 80 2.0, 100 1.6 / 2.0, 200 1.6 / 1.8 / 2.0, A4 1.6 / 1.8, A6 1.8 /

Lucas Equivalente / Replace


Composição / Composition:

- 1 BC1-0046-00 (A=15,063 x B=18,90 x C=18,135)
- 1 BC1-0047-00 (A=15,063 x B=17,5 x C=18,135)
- 1 BC1-0046-02 (A=14,940 x B=18,90 x C=18,135)
- 1 BC1-0047-02 (A=14,940 x B=17,5 x C=18,135)

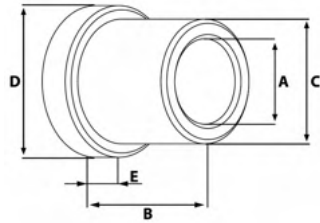
KT-0018-00 STD
KT-0018-02 2X

Aplicação / Application: FORD: F-1000, F-4000 MWM 4cc, D-20, Traffic, JOHN DEERE: Trator 6300, 6600, 7500 (1996->), SLC: Colheiteadeiras

2.0, Cabriolet 1.8 / 2.0, Coupe 2.0, VOLVO: S40 1.6 16V (1997-2004), S40 1.8 16V (1995-1999), S40 1.9 T4 (1997-2004), S40 2.0 T 16V (1995-2004), V40 1.6 16V (1997-2004), V40 1.8 16V (1995-1999), V40 2.0 16V (1999-2004), V40 2.0 T4, SKODA: Superb 1.8 T (2001-2008), Superb 2.0 (2001-2008), FORD: Transit 2.2 TDCi (2011->), Transit 2.2 TDCi 4x4 (2011-2014), Transit 2.2 TDCi RWD (2011-2014), Transit FT 2.2 TDCi 4x4 (2014->), Transit FT 2.2 TDCi RWD (2014->)

Legenda:

- A:** Diâmetro Interno / Internal Diameter
- B:** Altura / Height
- C:** Diâmetro Externo / External Diameter
- D:** Diâmetro Flange / Housing Diameter
- E:** Altura Flange / Housing Height



Bosch Equivalente / Replace



Composição / Composition:

- 2 BC1-0016-00 (A=12,522 x B=18 x C=16,536)
- 1 BC1-0017-00 (A=19,113 x B=12,9 x C=25,125)
- 2 BC1-0016-02 (A=12,395 x B=18 x C=16,536)
- 1 BC1-0017-02 (A=18,911 x B=12,9 x C=25,125)
- 2 BC1-0016-03 (A=12,268 x B=18 x C=16,536)
- 1 BC1-0017-03 (A=18,834 x B=12,9 x C=25,125)

KT-0020-00 STD
KT-0020-02 2X
KT-0020-03 3X

Aplicação / Application: **AGRA-LE, MERCEDES BENZ, TOYOTA** com motores OM352 (BOSCH: JD)

Bosch Equivalente / Replace



Composição / Composition:

- 1 BC1-0026-00 (A=22,128 x B=11,2 x C=28,088)
- 1 BC1-0027-00 (A=40,093 x B=10,4 x C=48,056)
- 1 BC1-0026-02 (A=22,001 x B=11,2 x C=28,088)
- 1 BC1-0027-02 (A=39,966 x B=10,4 x C=48,056)
- 1 BC1-0026-03 (A=21,874 x B=11,2 x C=28,088)
- 1 BC1-0027-03 (A=39,839 x B=10,4 x C=48,056)

KT-0019-00 STD
KT-0019-02 2X
KT-0019-03 3X

Aplicação / Application: **MERCEDES BENZ, FIAT** Caminhões, **SCANIA**: Séries F, K, L, N, S, BN, 2.0i, **VOLKSWAGEN**: Gol II 2.0 Mi, Gol III 1.6 / 1.8 / 2.0 Mi, Gol GTI, Parati II 2.0i, Passat 1.6 / 1.8 / 2.0 / Variant, **AUDI**: 80 2.0, 100 1.6 / 2.0, 200 1.6 / 1.8 / 2.0, A4 1.6 / 1.8, A6

1.8 / 2.0, Cabriolet 1.8 / 2.0, Coupe 2.0, **VOLVO**: S40 1.6 16V (1997-2004), S40 1.8 16V (1995-1999), S40 1.9 T4 (1997-2004), S40 2.0 T 16V (1995-2004), V40 1.6 16V (1997-2004), V40 1.8 16V (1995-1999), V40 2.0 16V (1999-2004), V40 2.0 T4, **SKODA**: Superb 1.8 T (2001-2008), Superb 2.0 (2001-2008)

Bosch Equivalente / Replace



Composição / Composition:

- 1 BC1-0028-00 (A=12,088 x B=13,90 x C=14,107)
- 1 BC1-0037-00 (A=10,148 x B=10,00 x C=14,055)
- 1 BC1-0045-00 (A=18,015 x B=6,50 x C=22,115)
- 1 BC1-0055-00 (A=8,00 x B=10,80 x C=10,99)
- 1 BC1-0028-02 (A=11,963 x B=13,90 x C=14,107)
- 1 BC1-0037-02 (A=9,943 x B=10,00 x C=14,055)
- 1 BC1-0045-02 (A=17,885 x B=6,50 x C=22,115)
- 1 BC1-0055-02 (A=7,880 x B=10,80 x C=10,99)

KT-0021-00 STD
KT-0021-02 2X

Aplicação / Application: **VOLKSWAGEN**: Gol GII (Bola), Santana, Parati, Saveiro, **BMW**: 530i 3.0 (1992-1995), 530i Touring 3.0 (1992-1996), 535i 3.5 (1996-2003), 540i 4.0 (1992-1995), 540i 4.4 (1996-2003), 540i 4.0 Touring (1993-1996), 540i Touring 4.4 (1997-2004), 730i/iL 3.0 (1991-1996), 735i/iL 3.5 (1994-

2001), 740i/iL 4.0 (1991-1996), 740i/iL 4.4 (1996-2001), 840Ci 4.4 (1994-1999), 840i 4.0 (1993-1996), M5 5.0 (1998-2003), X5 4.4 i (1999-2003), X5 4.5 is (2002-2003), Z8 5.0 (2000-2003)

Bosch Equivalente / Replace



Composição / Composition:

- 1 BC1-0002-00 (A=12,548 x B=10,00 x C=16,555)
- 1 BC1-0028-00 (A=12,088 x B=13,90 x C=14,107)
- 1 BC1-0002-02 (A=12,426 x B=10,00 x C=16,555)
- 1 BC1-0028-02 (A=11,963 x B=13,90 x C=14,107)
- 1 BC1-0002-03 (A=12,299 x B=10,00 x C=16,555)
- 1 BC1-0028-03 (A=11,898 x B=13,90 x C=14,107)

KT-0022-00 STD
KT-0022-02 2X
KT-0022-03 3X

Aplicação / Application: **CHEVROLET-VROLET-GM**: Omega 2.2 e 3.0, Corsa 1.0 e 1.4, Vectra 2.0 e 2.2 Powertech

Lucas / Indiel Equivalente / Replace



Composição / Composition:

- 2 BC1-0049-00 (A=12,088 x B=17,00 x C=15,095)
- 2 BC1-0049-02 (A=11,890 x B=17,00 x C=15,095)

KT-0023-00 STD
KT-0023-02 2X

Aplicação / Application: **CHEVROLET-VROLET-GM**: C 10 Custom Deluxe / Silverado, **FORD**: F350, F600, Fairlane Motores / Pick Up F 100 6 E 8 Cil. (1969/77) / Falcon / Ranchero 3.0 (71/77), F 350-600-700 (Desde 1977), **FIAT**: Spazio

Bosch / Delco Equivalente / Replace



Composição / Composition:

- 1 BC1-0009-00 (A=12,548 x B=11,40 x C=16,555)
- 1 BC1-0019-00 (A=12,063 x B=14,10 x C=16,133)
- 1 BC1-0009-02 (A=12,426 x B=11,40 x C=16,555)
- 1 BC1-0019-02 (A=11,936 x B=14,10 x C=16,133)
- 1 BC1-0009-03 (A=12,299 x B=11,40 x C=16,555)
- 1 BC1-0019-03 (A=11,809 x B=14,10 x C=16,133)

KT-0024-00 STD
KT-0024-02 2X
KT-0024-03 3X

Aplicação / Application: **CHEVROLET-VROLET-GM**: Caravan 4cil, Chevette e Marajó (álcool e gasolina) até 01/81, Chevette 1.4 e Marajó 1.4 (álcool e gasolina) de 02/75 até 07/77

Bosch Equivalente / Replace



Composição / Composition:

- 1 BC1-0028-00 (A=12,088 x B=13,90 x C=14,107)
- 1 BC1-0037-00 (A=10,048 x B=10,00 x C=14,055)
- 1 BC1-0028-02 (A=11,963 x B=13,90 x C=14,107)
- 1 BC1-0037-02 (A=9,943 x B=10,00 x C=14,055)

KT-0025-00 STD
KT-0025-02 2X

Aplicação / Application: **VOLKSWAGEN**: Gol bola M11.6 (sem ar) e 1.8 (com ar), Santana, Parati, Saveiro

Lucas Equivalente / Replace



Composição / Composition:

- 1 BC1-0040-00 (A=12,048 x B=12,10 x C=15,095)
- 1 BC1-0041-00 (A=11,138 x B=16,60 x C=14,315 x D=23,685 x E=3,0)

KT-0026-00 STD

Aplicação / Application: **VOLKSWAGEN**: Gol, Santana, Logus e Parati após 1992, **FORD**: Versalles e Pampa c/ motor AP após 1992, Escort com motor CHT após 94, Uno 1.6 após 94

Garef Equivalente / Replace



Composição / Composition:

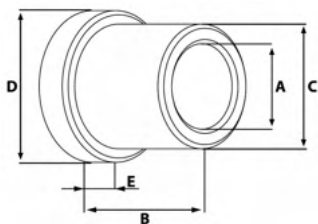
- 1 BC1-0007-00 (A=11,653 x B=26,90 x C=13,530)
- 1 BC1-0048-00 (A=12,010 x B=16,50 x C=16,010)
- 1 BC1-0007-02 (A=11,540 x B=26,90 x C=13,530)
- 1 BC1-0048-02 (A=11,883 x B=16,50 x C=16,010)

KT-0027-00 STD
KT-0027-02 2X

Aplicação / Application: **FIAT**: Tipo 1.6 / 2.0, Uno, Fiorino

Legenda:

- A:** Diâmetro Interno / Internal Diameter
- B:** Altura / Height
- C:** Diâmetro Externo / External Diameter
- D:** Diâmetro Flange / Housing Diameter
- E:** Altura Flange / Housing Height



Lucas Equivalente / Replace

Composição / Composition:
 1 BC1-0053-00 (A=11,215 x B=13,50 x C=14,325)
 1 BC1-0054-00 (A=12,080 x B=12,00 x C=15,125)
 1 BC1-0053-02 (A=11,088 x B=13,50 x C=14,325)
 1 BC1-0054-02 (A=11,955 x B=12,00 x C=15,125)

KT-0028-00 STD
KT-0028-02 2X

Aplicação / Application: VOLKS-
-WAGEN: Gol, Parati e Saveiro, **FORD:** Escort Hobby e Guarujá, **FIAT:** Uno 1.6

Delco Equivalente / Replace

Composição / Composition:
 1 BC1-0006-00 (A=14,303 x B=19,00 x C=15,945)
 1 BC1-0031-00 (A=11,963 x B=12,80 x C=13,213)
 1 BC1-0006-02 (A=14,175 x B=19,00 x C=15,945)
 1 BC1-0031-02 (A=11,836 x B=12,80 x C=13,213)
 1 BC1-0006-03 (A=14,052 x B=19,00 x C=15,945)
 1 BC1-0031-03 (A=11,709 x B=12,80 x C=13,213)

KT-0029-00 STD
KT-0029-02 2X
KT-0029-03 3X

Aplicação / Application: CHE-
VROLET-GM: Opala e Caravan 4 e 6cc, C10 6cc (moderno)

Lucas / Wapsa Equivalente / Replace

Composição / Composition:
 1 BC1-0002-00 (A=12,548 x B=10,00 x C=16,555)
 1 BC1-0037-00 (A=10,048 x B=10,00 x C=14,055)
 1 BC1-0002-02 (A=12,426 x B=10,00 x C=16,555)
 1 BC1-0037-02 (A=9,943 x B=10,00 x C=14,055)

KT-0030-00 STD
KT-0030-02 2X

Aplicação / Application: VOLKS-
-WAGEN: Logus, Pointer

Wapsa Equivalente / Replace

Composição / Composition:
 1 BC1-0028-00 (A=12,088 x B=13,90 x C=14,107)
 1 BC1-0029-00 (A=11,998 x B=11,20 x C=14,988)
 1 BC1-0028-02 (A=11,963 x B=13,90 x C=14,107)
 1 BC1-0029-02 (A=11,873 x B=11,20 x C=14,988)
 1 BC1-0028-03 (A=11,898 x B=13,90 x C=14,107)
 1 BC1-0029-03 (A=11,798 x B=11,20 x C=14,988)

KT-0031-00 STD
KT-0031-02 2X
KT-0031-03 3X

Aplicação / Application: VOLKS-
-WAGEN: Passat, Gol, Santana, **FORD:** Escort, Pampa

Wapsa Equivalente / Replace

Composição / Composition:
 1 BC1-0028-00 (A=12,088 x B=13,90 x C=14,107)
 1 BC1-0029-00 (A=11,998 x B=11,20 x C=14,988)
 1 BC1-0030-00 (A=17,903 x B=14,30 x C=21,190)
 1 BC1-0028-02 (A=11,963 x B=13,90 x C=14,107)
 1 BC1-0029-02 (A=11,873 x B=11,20 x C=14,988)
 1 BC1-0030-02 (A=17,781 x B=14,30 x C=21,190)
 1 BC1-0028-03 (A=11,898 x B=13,90 x C=14,107)
 1 BC1-0029-03 (A=11,798 x B=11,20 x C=14,988)
 1 BC1-0030-03 (A=17,654 x B=14,30 x C=21,190)

KT-0032-00 STD
KT-0032-02 2X
KT-0032-03 3X

Aplicação / Application: VOLKS-
-WAGEN: Kombi Diesel e todos refrigerados a ar, Gol, Sedan 1300 e 1500, Kombi, Brasília e Saveiro (gasolina e álcool) após 07/82.

Wapsa Equivalente / Replace

Composição / Composition:
 1 BC1-0004-00 (A=14,288 x B=18,30 x C=17,615)
 1 BC1-0005-00 (A=15,952 x B=14,30 x C=19,139)
 1 BC1-0004-02 (A=14,160 x B=18,30 x C=17,615)
 1 BC1-0005-02 (A=15,824 x B=14,30 x C=19,139)
 1 BC1-0004-03 (A=14,037 x B=18,30 x C=17,615)
 1 BC1-0005-03 (A=15,702 x B=14,30 x C=19,139)

KT-0033-00 STD
KT-0033-02 2X
KT-0033-03 3X

Aplicação / Application: MAS-
SEY FERGUSON: Trator MF235 / MF250 / MF265 / MF295/4 6.358A / MF295 / MF296 6.354-4A / MF296/4 6.354-4A / MF296 / MF50X / MF55X / MF65X, Tratores 55, 55, 65RX, Trator MF 65R, 50, 55X, 65X até 1971

Bosch Equivalente / Replace

Composição / Composition:
 1 BC1-0002-00 (A=12,548 x B=10,00 x C=16,555)
 1 BC1-0003-00 (A=28,385 x B=11,00 x C=32,260)
 1 BC1-0045-00 (A=18,015 x B=6,50 x C=22,115)
 1 BC1-0055-00 (A=8,00 x B=10,80 x C=10,99)
 1 BC1-0002-02 (A=12,426 x B=10,00 x C=16,555)
 1 BC1-0003-02 (A=28,285 x B=11,00 x C=32,260)
 1 BC1-0045-02 (A=17,885 x B=6,50 x C=22,115)
 1 BC1-0055-02 (A=7,880 x B=10,80 x C=10,99)

KT-0034-00 STD
KT-0034-02 2X

Aplicação / Application: FORD:
 Fiesta 1.0 / 1.3 / 1.4 GSG, TLB, JBC, J6B CVH14 / PTE, Escort

Bosch Equivalente / Replace

Composição / Composition:
 1 BC1-0002-00 (A=12,548 x B=10 x C=16,555)
 1 BC1-0016-00 (A=12,522 x B=18 x C=16,536)
 1 BC1-0043-00 (A=19,013 x B=12,9 x C=23,025)
 1 BC1-0002-02 (A=12,426 x B=10 x C=16,555)
 1 BC1-0016-02 (A=12,385 x B=18 x C=16,536)
 1 BC1-0043-02 (A=18,90 x B=12,9 x C=23,025)

KT-0035-00 STD
KT-0035-02 2X

Aplicação / Application: SCA-
NIA: Séries F, K, L, N, S, BN, CN (BOSCH - JF)

Valeo Equivalente / Replace

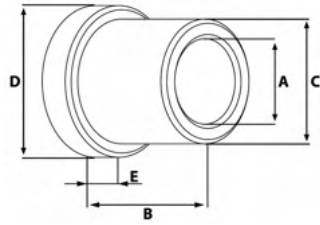
Composição / Composition:
 1 BC1-0037-00 (A=10,048 x B=10,00 x C=14,055)
 1 BC1-0039-00 (A=8,10 x B=8,00 x C=11,06)
 1 BC1-0037-02 (A=9,943 x B=10,00 x C=14,055)
 1 BC1-0039-02 (A=7,970 x B=8,00 x C=11,06)

KT-0036-00 STD
KT-0036-02 2X

Aplicação / Application: FORD:
 EcoSport 1.0 / 1.6 , Courier 1.0 / 1.6, Ka, Fiesta 1.0, 1.0 Supercharger e 1.6 Zetec Rocam, Novo Fiesta 1.0 e 1.6 Zetec Rocam, Escort 1.6 Zetec Rocam após 07/99

Legenda:

- A:** Diâmetro Interno / Internal Diameter
- B:** Altura / Height
- C:** Diâmetro Externo / External Diameter
- D:** Diâmetro Flange / Housing Diameter
- E:** Altura Flange / Housing Height



Bosch Equivalente / Replace

Composição / Composition:
 1 BC1-0009-00 (A=12,548 x B=11,40 x C=16,555)
 1 BC1-0039-00 (A=8,10 x B=8,00 x C=11,06)
 1 BC1-0009-02 (A=12,426 x B=11,40 x C=16,555)
 1 BC1-0039-02 (A=7,970 x B=8,00 x C=11,06)

KT-0037-00 STD
KT-0037-02 2X

Aplicação / Application: FIAT:
 Palio, Siena, Strada 1.0 e 1.4
 8V Fire 178 (03/2000) (BOSCH: DM)

Bosch Equivalente / Replace

Composição / Composition:
 1 BC1-0019-00 (A=12,063 x B=14,10 x C=16,133)
 1 BC1-0039-00 (A=8,10 x B=8,00 x C=11,06)
 1 BC1-0045-00 (A=18,015 x B=6,50 x C=22,115)
 1 BC1-0062-00 (A=10,050 x B=14,80 x C=16,550 x D=18,70 x E=1,50)

KT-0038-00 STD

Aplicação / Application: MERCEDES BENZ: MB180D (04/94→), Furgão, Sprinter. (BOSCH: EV)

Lucas Equivalente / Replace

Composição / Composition:
 3 BC1-0080-00 (A=6,020 x B=10,00 x C=10,015)

KT-0039-00 STD

Aplicação / Application: PERKINS, MAXION, AGRALE: 7500, 8000, 8500, 9200, Trator 5075, Trator 5075.4 / 5085 / 5085.4, CHEVROLET-GM: Blazer, D20 4.1, S10 2.5, Silverado 4.1, DODGE: D1000, FORD: F-250, F-350, Cargo 815 / 1217 / 1416 / 1417 / 1421 / 1617 / 1621 / 1716 / 1722, F7000, F12000, F14000, F16000, F100, F150, F250, F350, F1000 2.5, Ranger, Transit Diesel, B7000, JOHN DEERE: Colheitadeira 1165 / 1175 / 1450, Trator 7500, LAND ROVER: Defender 2.5, Discovery 2.5, MASSEY FERGUSON: Colheitadeira MF3640 / MF5650, Trator MF250X / MF297 / MF299 / MF640 / MF650 / MF660 / MF680 / MF5320, MERCEDES-BENZ: Sprinter 2.5, Ônibus, NEW HOLLAND: Trator TL65E / TL75E / TL85E / TL95E, PEUGEOT: 404 Diesel, 504 Diesel, 505 Diesel, VOLKSWAGEN: 710, 7100, 8120, 8150, 13150, 13180, 13190, 15180, 15190, 17210, 23210, Transporter T4 2.4 Diesel, B8150 OD, B9150, B16210, B17210 OD, B17240 OT

Lucas Equivalente / Replace

Composição / Composition:
 4 BC1-0080-00 (A=6,020 x B=10,00 x C=10,015)

KT-0040-00 STD

Aplicação / Application: FORD: F-250, F-350, PERKINS, MAXION

Bosch Equivalente / Replace

Composição / Composition:
 1 BC1-0003-00 (A=28,385 x B=11,00 x C=32,260)
 1 Retentor para bucha BC1-0003

KT-0041-00 STD

Aplicação / Application: VOLKSWAGEN: Gol, Parati, Santana, Logus 1.8 e 2.0, Pointer, Golf GTI 2.0, FORD: Fiesta 1.4, Escort 1.6

Bosch Equivalente / Replace

Composição / Composition:
 1 BC1-0003-00 (A=28,385 x B=11,00 x C=32,260)
 1 BC1-0009-00 (A=12,548 x B=11,40 x C=16,555)
 1 Retentor para bucha BC1-0003
 1 BC1-0003-02 (A=28,285 x B=11,00 x C=32,260)
 1 BC1-0009-02 (A=12,426 x B=11,40 x C=16,555)
 1 Retentor para bucha BC1-0003

KT-0042-00 STD
KT-0042-02 2X

Aplicação / Application: VOLKSWAGEN: Apollo, Beetle (New) 2.0, Golf, Passat, Brasília, Karmann Ghia, Kombi, Variant, Parati, Santana, Saveiro, Voyage, Fox, Gol, Pólo, Fusca, Quantum, Logus

Arno Equivalente / Replace

Composição / Composition:
 1 BC1-0098-00 (A=6,310 x B=6,40 x C=9,01)
 1 BC1-0099-00 (A=8,70 x B=15,90 x C=11,60)

KT-0043-00 STD

Aplicação / Application: CHEVROLET-GM: D-20, Monza, Opala (Limpador para brisas)

Bosch Equivalente / Replace

Composição / Composition:
 1 BC1-0063-00 (A=18,015 x B=8,00 x C=22,115)
 1 BC1-0088-00 (A=12,040 x B=9,40 x C=16,010)
 1 BC1-0093-00 (A=8,10 x B=10,30 x C=11,060)
 1 BC1-0094-00 (A=10,015 x B=10,0 x C=14,014)

KT-0044-00 STD

Aplicação / Application: TOYOTA: Hilux 3.0 16V D'05 R78-M55 12V

Bosch Equivalente / Replace

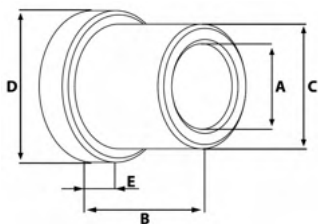
Composição / Composition:
 1 BC1-0016-00 (A=12,522 x B=18,00 x C=16,536)
 1 BC1-0071-00 (A=8,02 x B=9,90 x C=11,06)
 1 BC1-0095-00 (A=21,045 x B=11,80 x C=25,025)
 1 BC1-0107-00 (A=10,015 x B=9,90 x C=16,01)

KT-0045-00 STD

Aplicação / Application: JOHN DEERE: Trator 5090M, Tratores diversos, MERCEDES-BENZ: Atego, Axor, O500R (Série 9t 914 C/O OM904LA - após 10/98, 915 OM915 A - após 02/98, Série 7t - 712C OM904 LA - Após 10/98, Série 12t - 1215 C OM904 LA - após 05/99, L1218 OM904 LA - após 07/01)

Legenda:

- A:** Diâmetro Interno / Internal Diameter
- B:** Altura / Height
- C:** Diâmetro Externo / External Diameter
- D:** Diâmetro Flange / Housing Diameter
- E:** Altura Flange / Housing Height



Valeo Equivalente / Replace




Composição / Composition:

- 1 BC1-0029-00 (A=11,998 x B=11,20 x C=14,988)
- 1 BC1-0074-00 (A=18,015 x B=5,70 x C=22,115)
- 1 BC1-0103-00 (A=6,020 x B=6,90 x C=9,015)
- 1 BC-0104-00 (A=6,025 x B=9,90 x C=10,00 x D=13,60 x E=1,90)

KT-0046-00 STD

SAIBA MAIS **Aplicação / Application: RE-NAULT:** Clio 1.8, R9 1.7, Laguna, Mégane, Scénic, R21, Super 5, Trafic 1.7, **CHEVROLET - GM:** Corsa Efi 1.0 / Mpdfi 1.0, **CITROEN:** Ax, Bx, Xsara, Xm, Berlingo, C15, Saxo, ZX, **PEUGEOT:** 106, 205, 206, 207, 306, 309, 405, 605 3.0i V6, Partner

Valeo Equivalente / Replace




Composição / Composition:

- 1 BC1-0105-00 (A=8,020 x B=7,90 x C=11,800)
- 1 BC1-0069-00 (A=26,020 x B=13,70 x C=33,02)

KT-0047-00 STD

SAIBA MAIS **Aplicação / Application: VOLKSWAGEN:** Fox 1.0/1.6, Golf 2.0 8V 1996 a 1999, Golf GTI 1.8 20V DOHC 1998 a 1999, Golf GTI VR6, Golf MI 1.6 8V SOHC 1998 a 1999, Gol G5 1.0 / 1.6, Polo 1.0 / 1.6, Saveiro 1.0 / 1.6, SpaceFox 1.0 / 1.6, Voyage 1.0 / 1.6

Iskra / Bosch Equivalente / Replace



Composição / Composition:

- 1 BC1-0043-00 (A=19,013 x B=12,90 x C=23,026)
- 1 BC1-0109-00 (A=12,820 x B=19,15 x C=16,51)
- 1 BC1-0110-00 (A=14,005 x B=13,90 x C=18,01)

KT-0048-00 STD

SAIBA MAIS **Aplicação / Application: NEW HOLLAND:** Série TM 135, TM 150, TM 160, **CASE:** MX, MXM, **VALTRA:** BM, BH

Motorcraft Equivalente / Replace



Composição / Composition:

- 1 BC1-0037-00 (A=10,048 x B=10,00 x C=14,055)
- 1 BC1-0068-00 (A=19,030 x B=6,00 x C=22,300)
- 1 BC1-0100-00 (A=12,075 x B=9,90 x C=14,200)
- 1 Rolamento 608 ZZ

KT-0049-00 STD

SAIBA MAIS **Aplicação / Application: FORD:** Ka, Escort, F1000 (c/ motor Maxion), Fiesta, Focus, Maverick, Mondeo, Ranger (c/ motor Maxion), Transit

Delco Equivalente / Replace



Composição / Composition:

- 1 BC1-0087-00 (A=22,115 x B=8,90 x C=28,075)
- 1 BC1-0096-00 (A=8,10 x B=10,40 x C=11,97)
- 1 BC1-0097-00 (A=12,010 x B=9,50 x C=16,010)
- 1 Rolamento 608 ZZ

KT-0050-00 STD

SAIBA MAIS **Aplicação / Application: CHEVROLET-GM:** Astra, Vectra, Zafira, Meriva, Corsa, S10 e Blazer motores SOHC 1.8 8v/6v, 2.0/2.2/2.4 8v, DOHC 2.0/2.2 16v **FIAT:** Stilo, 1.8 8v/16v, Palio e Siena 1.8 8v

Bosch Equivalente / Replace



Composição / Composition:

- 3 BC1-0114-00 (A=6,105 x B=8,00 x C=10,150)

KT-0051-00 STD

SAIBA MAIS **Aplicação / Application: BOSCH DW**

Motorcraft Equivalente / Replace



Composição / Composition:

- 4 BC1-0114-00 (A=6,105 x B=8,00 x C=10,150)

KT-0052-00 STD

SAIBA MAIS **Aplicação / Application: MOTORCRAFT, FORD:** Ranger Diesel, Fiesta, Ka, Focus e Mondeo - Kit Bucha Planetária (sub-rotele engrenagens)

Delco / Remy Equivalente / Replace



Composição / Composition:

- 1 BC1-0019-00 (A=12,063 x B=14,10 x C=16,133)
- 1 BC1-0070-00 (A=7,040 x B=12,60 x C=12,020)
- 1 BC1-0115-00 (A=22,280 x B=5,40 x C=26,910)
- 1 BC1-0116-00 (A=6,025 x B=11,50 x C=8,800 x D=10,70 x E=2,90)

KT-0053-00

SAIBA MAIS **Aplicação / Application: CHEVROLET-GM:** Omega Gls (1995->1998), Omega Cd 6cc 4.1 Mpdfi, Suprema Cd 6cc 4.1 Mpdfi, Agile, Astra, Blazer 1.8 ltr 8 e 16v, 2.0 2.2 e 2.4 ltr 8v, 2.0 2.2 ltr 8 e 16v, Celta, Cobalt 1.0 / 1.4 / 1.6, Corsa / Pickup, Novo Corsa, Corsa Classic, Montana, Prisma, S10, Vectra - li(Sohc) 1.8 / 2.0 / 2.2 8v

Mitsubishi Equivalente / Replace



Composição / Composition:

- 1 BC1-0056-00 (A=10,050 x B=13,8 x C=13,040)
- 1 BC1-0108-00 (A=10,015 x B=12,90 x C=15,095)
- 1 BC1-0117-00 (A=19,115 x B=9,40 x C=21,300)
- 1 BC1-0118-00 (A=10,015 x B=11,9 x C=13,1 D=16,60 x E=1,9)

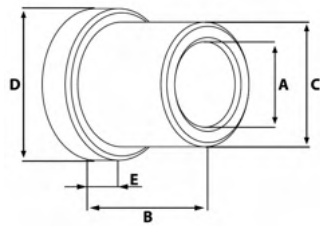
KT-0054-00 STD

SAIBA MAIS **Aplicação / Application: MITSUBISHI, YALE, HISTER E CLARK:** Empilhadeira (sem fucinho)

(03/2001->) / li(Dohc) 2.0 / 2.2 16v, Zafira, Meriva 1.8 ltr 8 / 16v, **FIAT:** Stilo SOHC 1.8 ltr 8 / 16v

Legenda:

- A:** Diâmetro Interno / Internal Diameter
- B:** Altura / Height
- C:** Diâmetro Externo / External Diameter
- D:** Diâmetro Flange / Housing Diameter
- E:** Altura Flange / Housing Height



Valeo Equivalente / Replace

Composição / Composition:
 1 BC1-0037-00 (A=10,048 x B=10,00 x C=14,055)
 1 BC1-0119-00 (A=9,025 x B=10,90 x C=11,100)

KT-0055-00 STD

Aplicação / Application: **CHEVROLET-GM:** Celta 1.0 1.4, Corsa Classic 1.0 8V, Corsa modelo novo 1.8 8V, Corsa modelo antigo GL 1.4 8V SOHC 1994 a 2001, Corsa GL WIND Gsi, Corsa JOY/MAXX e PREMIUM 1.0 1.4 1.8 8V

Mitsubishi Equivalente / Replace

Composição / Composition:
 2 BC1-0111-00 (A=10,015 x B=12,90 x C=14,715)
 1 BC1-0120-00 (A=17,815 x B=8,90 x C=22,415)
 1 Rolamento 629 RS

KT-0056-00 STD

Aplicação / Application: **MITSUBISHI:** L200, Pajero, **FORD:** Ranger, **DODGE:** Ram 50

Bosch Equivalente / Replace

Composição / Composition:
 1 BC1-0016-00 (A=12,522 x B=18 x C=16,536)
 1 BC1-0039-00 (A=8,100 x B=8 x C=11,06)
 1 BC1-0095-00 (A=21,045 x B=11,8 x C=25,025)
 1 BC1-0107-00 (A=10,015 x B=9,9 x C=16,01)

KT-0057-00 STD

Aplicação / Application: **IVECO:** EuroCargo 75 E12 / E13 / E14 / E15 / E17 / E18, EuroCargo 80 E15 / E17 / E18 / E21, EuroCargo 90 E17 / E18 / E21, EuroCargo 100 E17 / E18 / E21, EuroCargo 120 E17, EuroCargo 140 E18 / E24, EuroCargo 150 E24 / E28, EuroCargo 180 E21 / E24 / E28, **VOLVO:** Série B7R; Modelos

B7R D7A, B7R D7B, B7R D7C a partir de 06/97

Lucas Indiel Equivalente / Replace

Composição / Composition:
 1 BC1-0028-00 (A=12,088 x B=13,90 x C=14,107)
 1 BC1-0038-00 (A=12,088 x B=5,40 x C=15,595)
 1 BC1-0068-00 (A=19,030 x B=6,00 x C=22,300)
 1 BC1-0071-00 (A=8,02 x B=9,90 x C=11,06)

KT-0058-00 STD

Aplicação / Application: **AUDI, VOLKSWAGEN:** Polo Classic, Pointer, **FORD:** Versailles

Bosch Equivalente / Replace

Composição / Composition:
 1 BC1-0045-00 (A=18,015 x B=6,50 x C=22,115)
 1 BC1-0053-00 (A=11,215 x B=13,50 x C=14,325)
 1 BC1-0071-00 (A=8,02 x B=9,90 x C=11,06)
 1 BC1-0107-00 (A=10,015 x B=9,90 x C=16,01)

KT-0059-00 STD

Aplicação / Application: **FORD:** F250, F350

Valeo Equivalente / Replace

Composição / Composition:
 1 BC1-0037-00 (A=10,048 x B=10,00 x C=14,055)
 1 BC1-0071-00 (A=8,02 x B=9,90 x C=11,06)

KT-0060-00 STD

Aplicação / Application: **FORD:** Fiesta, Ka, Courier, **CHEVROLET-GM:** Meriva 1.8, Astra 1.8, Celta 1.0 / 1.4, Corsa 1.0 / 1.4 / 1.6 / 1.8, **FIAT:** Uno, Mobi, Argo

Wapsa Equivalente / Replace

Composição / Composition:
 1 BC1-0022-00 (A=18,830 x B=19 x C=22,788)
 1 BC1-0023-00 (A=14,325 x B=19 x C=17,988)
 1 BC1-0036-00 (A=18,968 x B=14,3 x C=22,27)

KT-0061-00 STD

Aplicação / Application: **HYSTER / YALE:** Empilhadeira

Lucas Indiel Equivalente / Replace

Composição / Composition:
 1 BC1-0036-00 (A=18,968 x B=14,3 x C=22,27)
 1 BC1-0046-00 (A=15,063 x B=18,90 x C=18,135)
 1 BC1-0047-00 (A=15,063 x B=17,5 x C=18,135)

KT-0062-00 STD

Aplicação / Application: **JOHN DEERE:** Tratores

Delco Equivalente / Replace

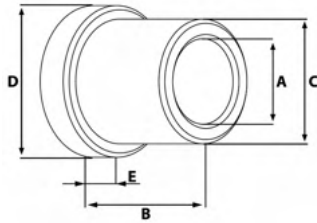
Composição / Composition:
 1 BC1-0011-00 (A=14,428 x B=19,10 x C=19,165)
 1 BC1-0012-00 (A=16,002 x B=19,10 x C=19,165)
 1 BC1-0033-00 (A=22,615 x B=25,00 x C=25,735)

KT-0063-00 STD

Aplicação / Application: **AGCO MASSEYFERGUSON:** Trator 2360 Cummins, **CATERPILAR:** Colheitadeira / Combine M1875. (**DELCO 41MT**)

Legenda:

- A:** Diâmetro Interno / Internal Diameter
- B:** Altura / Height
- C:** Diâmetro Externo / External Diameter
- D:** Diâmetro Flange / Housing Diameter
- E:** Altura Flange / Housing Height


Bosch Equivalente / Replace

Composição / Composition:

- 1 BC1-0028-00 (A=12,088 x B=13,90 x C=14,107)
- 1 BC1-0037-00 (A=10,048 x B=10,00 x C=14,055)
- 1 BC1-0071-00 (A=8,02 x B=9,90 x C=11,06)
- 1 BC1-0074-00 (A=18,015 x B=5,70 x C=22,115)

KT-0064-00 STD

SAIBA MAIS **Aplicação / Application:** AUDI: A6, A8

Lucas / Indiel Equivalente / Replace
KT-0065-00 STD

Composição / Composition:

- 1 BC1-0020-00 (A=12,063 x B=14,30 x C=14,213)
- 1 BC1-0038-00 (A=12,095 x B=5,40 x C=15,595)
- 1 BC1-0039-00 (A=8,10 x B=8,00 x C=11,06)
- 1 BC1-0045-00 (A=18,015 x B=6,50 x C=22,115)

SAIBA MAIS **Aplicação / Application:** VOLKSWAGEN: Pointer, Polo, Orion

Bosch Equivalente / Replace
KT-0066-00 STD

Composição / Composition:

- 1 BC1-0039-00 (A=8,10 x B=8,00 x C=11,06)
- 1 BC1-0045-00 (A=18,015 x B=6,50 x C=22,115)
- 1 BC1-0048-00 (A=12,010 x B=16,50 x C=16,010)
- 1 BC1-0107-00 (A=10,015 x B=9,90 x C=16,01)

SAIBA MAIS **Aplicação / Application:** FORD: F1000 HSD

Bosch Equivalente / Replace
KT-0067-00 STD

Composição / Composition:

- 1 BC1-0051-00 (A=10,060 x B=10,00 x C=14,014)
- 1 BC1-0063-00 (A=18,015 x B=8,00 x C=22,115)
- 1 BC1-0093-00 (A=8,10 x B=10,30 x C=11,060)
- 1 BC1-0101-00 (A=11,930 x B=9,90 x C=16,035)

SAIBA MAIS **Aplicação / Application:** MITSUBISHI: L200, TOYOTA: Hilux 3.0

Valeo Equivalente / Replace
KT-0068-00 STD

Composição / Composition:

- 1 BC1-0039-00 (A=8,10 x B=8,00 x C=11,06)
- 1 BC1-0051-00 (A=10,060 x B=10,00 x C=14,014)

SAIBA MAIS **Aplicação / Application:** RE-NAULT, FORD: Courier 1.0 / 1.6, EcoSport 1.0 / 1.6 / Supercharger (c/ motor Zetec RoCam), Escort 1.6, Fiesta 1.0 / 1.6 / Supercharger, Focus 1.0, Ka 1.0 / 1.6

Bosch Equivalente / Replace
KT-0069-00 STD

Composição / Composition:

- 3 BC1-0096-00 (A=8,10 x B=10,40 x C=11,97)

SAIBA MAIS **Aplicação / Application:** NEW HOLLAND (moderno com redução/ sub-rote engrenagens)

Delco Equivalente / Replace
KT-0070-00 STD

Composição / Composition:

- 3 BC1-0075-00 (A=6,020 x B=8,30 x C=10,015)

SAIBA MAIS **Aplicação / Application:** CHEVROLET-GM: Agile, Celta, Cobalt, Corsa/Classic, Montana, Pick-up Corsa, Prisma, Astra, Blazer, Omega, Ômega Australiano V6, S-10, Zafira, LAND ROVER: Discovery, Range Rover Diesel, FIAT: Uno Vivace, Argo, Mobi, Bravo, Palio, Grand Seina, Palio, BMW: 116, 118, 120, 125, 130, 135, 220i, 225i, 316, 318, 320,

323, 325, 330, 335, 520, 523, 525, 530, 535, 630, 730, 740, X1, X3, X5, X6, Z4, MINI: Mini Cooper Clubman, TOYOTA: Hilux 2.8 / 3.0 Diesel (2016-2018), SW4 2.8 Diesel (2016-2018), KIA: Rio, Picanto 1.0, JEEP: Grand Cherokee 3.6 V6 4x4, MERCEDES-BENZ: SLK 200, SLK 250, C 180, C 200, C 250, E 200, E 250, ACURA: RL 3.7 (2009-2010), TL 3.5 (2009-2011), HONDA: Accord / Crosstour 3.5, Odyssey, Pilot 3.5 (2009-2015), Ridgeline 3.5 (2009-2014)

Bosch Equivalente / Replace
KT-0071-00 STD

Composição / Composition:

- 1 BC1-0092-00 (A=15,900 x B=18,90 x C=20,670)
- 1 Rolamento 6202-2RS C3
- 1 Rolamento Ag 28x22x16

SAIBA MAIS **Aplicação / Application:** KIT PARTIDA CUMMINS JE 12/24V

Bosch Equivalente / Replace
KT-0072-00 STD

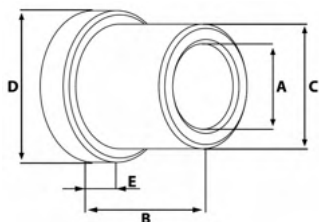
Composição / Composition:

- 1 BC1-0091-00 (A=21,920 x B=15,90 x C=28,050)
- 1 BC1-0092-00 (A=15,900 x B=18,90 x C=20,670)
- 1 Rolamento 6202 2RS C3

SAIBA MAIS **Aplicação / Application:** KIT PARTIDA CUMMINS JE, FORD: Cargo C 4030, MERCEDES-BENZ: 1625 L / LS, 1630 LS, 1825 LG, 1935 LS, 1941 LS, 2325 L, 2325 LB / LK, 2635 L, O400 R / RS / RSD / RSL / UP / UPA, OH1625 L, OH1628 L, OH1635 L, OHL1624 G, OHL1628, OHL1630, OHL1635.

Legenda:

- A:** Diâmetro Interno / Internal Diameter
- B:** Altura / Height
- C:** Diâmetro Externo / External Diameter
- D:** Diâmetro Flange / Housing Diameter
- E:** Altura Flange / Housing Height



Nippondenso Equivalente / Replace



Composição / Composition:
 1 Rolamento MR-0005 (6202 2RS C3)
 2 Rolamentos MR-0006 (6005 2RS C3)
 1 Rolamento MR-0007 (6200 2RS C3)

KT-0073-00 STD

SAIBA MAIS **Aplicação / Application:** CATERPILLAR, CUMMINS, CASE

Mitsubishi Equivalente / Replace



Composição / Composition:
 1 Rolamento MR-0006 (6005 2RS C3)
 1 Rolamento MR-0008 (629 Z)
 1 Rolamento MR-0009 (629 2RS C3)
 1 Rolamento MR-0010 (6002 RS)

KT-0074-00 STD

SAIBA MAIS **Aplicação / Application:** TOYOTA, MITSUBISHI: L200, L300, Pajero, FORD: Ranger

Mando Equivalente / Replace



Composição / Composition:
 1 Rolamento MR-0008 (629 Z)
 1 Rolamento MR-0009 (629 2RS C3)
 1 Rolamento MR-0010 (6002 RS)

KT-0075-00 STD

SAIBA MAIS **Aplicação / Application:** MITSUBISHI: L200, Empilhadeira / Forklift, KIA: Besta

Nippondenso Equivalente / Replace




Composição / Composition:
 2 Rolamentos MR-0006 (6005 2RS C3)
 1 Rolamento MR-0011 (608 2RS)
 1 Rolamento MR-0012 (6004 2RS C3)

KT-0076-00 STD

SAIBA MAIS **Aplicação / Application:** KIA: Besta 2.2

Bosch Equivalente / Replace



Composição / Composition:
 1 BC1-0016-00 (A=12,522 x B=18 x C=16,536)
 1 BC1-0095-00 (A=21,045 x B=11,8 C=25,025)
 1 BC1-0107-00 (A=10,015 x B=9,9 x C=16,01)

KT-0077-00 STD

SAIBA MAIS **Aplicação / Application:** VOLVO: B7, 0-500 Spain

Bosch Equivalente / Replace



Composição / Composition:
 1 BC1-0003-00 (A=28,385 x B=11,00 x C=32,260)
 1 BC1-0037-00 (A=10,048 x B=10,00 x C=14,055)

KT-0078-00 STD

SAIBA MAIS **Aplicação / Application:** FORD: Escort e Verona (Eq. Primário e Eq. Comercial) e com motor AP anos 93/94, VOLKSWAGEN: Logus, Pointer e Pólo Classic até 01/00 (Eq. Primário e Eq. Comercial)

Bosch Equivalente / Replace



Composição / Composition:
 1 BC1-0019-00 (A=12,063 x B=14,10 x C=16,133)
 1 BC1-0037-00 (A=10,048 x B=10,00 x C=14,055)
 1 BC1-0019-02 (A=11,936 x B=14,10 x C=16,133)
 1 BC1-0037-02 (A=9,943 x B=10,00 x C=14,055)

KT-0079-00 STD

KT-0079-02 2K

SAIBA MAIS **Aplicação / Application:** AUDI: A6, CHEVROLET-GM: Omega GLS 2.0 / 2.2 EFI, VOLKSWAGEN: Gol GTS 16V

Bosch Equivalente / Replace



Composição / Composition:
 1 BC1-0009-00 (A=12,548 x B=11,40 x C=16,555)
 1 BC1-0020-00 (A=12,063 x B=14,30 x C=14,213)
 1 BC1-0086-00 (A=8,465 x B=11,00 x C=11,00)

KT-0080-00 STD

SAIBA MAIS **Aplicação / Application:** FIAT: Palio, Palio Weekend, Siena, Strada 1.0 E 1.4 Fire, FORD: Fiesta 1.0, 1.3, 1.4, VOLKSWAGEN: Fusca, Kombi 1.6 A Ar. (BOSCH: DM/EF)

Wapsa Equivalente / Replace



Composição / Composition:
 1 BC1-0020-00 (A=12,063 x B=14,30 x C=14,213)
 1 BC1-0029-00 (A=11,998 x B=11,20 x C=14,988)
 1 BC1-0030-00 (A=17,903 x B=14,30 x C=21,190)
 1 BC1-0020-02 (A=11,936 x B=14,30 x C=14,213)
 1 BC1-0029-02 (A=11,873 x B=11,20 x C=14,988)
 1 BC1-0030-02 (A=17,781 x B=14,30 x C=21,190)

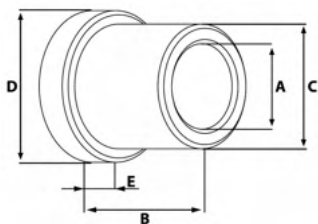
KT-0081-00 STD

KT-0081-02 2K

SAIBA MAIS **Aplicação / Application:** FIAT: 147, Fiorino, Panorama, CHEVROLET-GM: Caravan, Chevette, Marajó, Monza, Opala

Legenda:

- A:** Diâmetro Interno / Internal Diameter
- B:** Altura / Height
- C:** Diâmetro Externo / External Diameter
- D:** Diâmetro Flange / Housing Diameter
- E:** Altura Flange / Housing Height




Bosch Equivalente / Replace



KT-0082-00 STD KT-0082-02 2X

SAIBAMAIS  Aplicação / Application: **BMW:** 316i, 318i, 320i, 323, 325i, 328, 525i, Z3, **FIAT:** Marea, Marea Weekend, **LAND ROVER:** Defender e Discovery, Range Rover

Bosch Equivalente / Replace




KT-0083-00 STD

SAIBAMAIS  Aplicação / Application: **BMW:** Audi, Doblo, Palio, Siena, Strada 1.6 16v Mpi, **FORD:** Escort, Courier, Fiesta 1.4 16v, **CHEVROLET-GM:** Corsa, Astra, **VOLKSWAGEN:** New Beetle, Golf Giii, Gol, Saveiro, Passat. (**BOSCH: DW**)


Wapsa Equivalente / Replace




KT-0084-00 STD KT-0084-02 2X KT-0084-03 3X

SAIBAMAIS  Aplicação / Application: **CBT:** Trator 1090 (→1971), **CLARK:** Michigan 75a, **EATON:** Pa Carregadeira 250a, Empilhadeiras / Forklift, **MAXION:** Trator Mf 95x (→1971), Muller

Bosch Equivalente / Replace



KT-0085-00 STD

SAIBAMAIS  Aplicação / Application: **FORD:** Versailles 1.8 / 2.0 / 2.0i, **VOLKSWAGEN:** Gol, Voyage, Parati, Saveiro 1.8 (Alc. E Gas.) (**BOSCH: EF**)

Lucas / Indiel Equivalente / Replace



KT-0086-00 STD

SAIBAMAIS  Aplicação / Application: **FORD:** Escort 1.8 Zetec, Focus, Mondeo, Ranger, **CHEVROLET-GM:** Corsa Powertech 1.4 E 1.6, **VOLKSWAGEN:** Golf 1.8 Gasolina (**LUCAS INDIEL: M74R**)


Lucas / Indiel Equivalente / Replace




KT-0087-00 STD

SAIBAMAIS  Aplicação / Application: **FORD:** Pick-Up F100, F150 e F1000 c/ Motor Cummins B 4cc ou Maxion HS4, **CHEVROLET-GM:** Gran Blazer, D20, Silverado c/ motor MWM, **LAND ROVER:** Defender e Discovery c/ motores 2.5 Gemini III 4cil (**LUCAS / INDIEL M93R**)


Prestolite Equivalente / Replace



KT-0088-00 STD

SAIBAMAIS  Aplicação / Application: **FORD:** Cargo, **VOLKSWAGEN:** Ônibus Mwm 4 E 6 Cil. (**PRESTOLITE: M100R**)

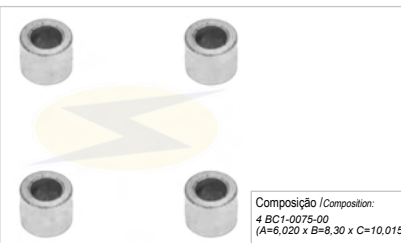
Bosch Equivalente / Replace




KT-0089-00 STD

SAIBAMAIS  Aplicação / Application: Kit Buchas Planetária (**Sub-Rolote Engrenagens**) **MERCEDES BENZ, RE-NAULT:** Clio, Megane Laguna 2.0, **FORD:** Ranger, Explorer, Mondeo, Mustang, Taurus, (**Bosch - Dw**)

Bosch Equivalente / Replace

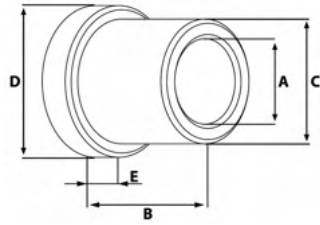


KT-0090-00 STD

SAIBAMAIS  Aplicação / Application: **FIAT:** Ducato, **FORD:** F-250, 4 E 6 cc (**BOSCH: EV**)

Legenda:

- A:** Diâmetro Interno / Internal Diameter
- B:** Altura / Height
- C:** Diâmetro Externo / External Diameter
- D:** Diâmetro Flange / Housing Diameter
- E:** Altura Flange / Housing Height



Prestolite Equivalente / Replace

Composição / Composition:
3 BC1-0076-00
(A=6,020 x B=10,15 x C=9,020)

KT-0091-00 STD

Aplicação / Application: FORD: Pick-Up F-100, F-150, F-1000.
CHEVROLET-GM: Blazer, IVECO, JOHN DEERE (PRESTOLITE: M93R)

Bosch Equivalente / Replace

Composição / Composition:
3 BC1-0082-00
(A=5,060 x B=10,40 x C=9,00)

KT-0092-00 STD

Aplicação / Application: Kit Buchas Plantárias (Sub-Rolete Engranagens), MERCEDES-BENZ: Sprinter, 310d, 312d, 412d (Om014 La E Om014a)

Bosch Equivalente / Replace

Composição / Composition:
4 BC1-0082-00
(A=5,060 x B=10,40 x C=9,00)

KT-0093-00 STD

Aplicação / Application: Kit Buchas Plantárias (Sub-Rolete Engranagens), MERCEDES-BENZ: 180d (Om616)

Wapsa Equivalente / Replace

Composição / Composition:
1 BC1-0034-00 (A=14,875 x B=17 x C=18,909)
1 BC1-0040-00 (A=12,048 x B=12,10 x C=15,095)
1 BC1-0034-02 (A=14,745 x B=17 x C=18,909)
1 BC1-0040-02 (A=11,970 x B=12,10 x C=15,095)

KT-0094-00 STD
KT-0094-02 2X

Aplicação / Application: CLARK: Empilhadeira

Bosch Equivalente / Replace

Composição / Composition:
1 BC1-0039-00 (A=8,10 x B=8,00 x C=11,06)
1 BC1-0045-00 (A=18,015 x B=6,50 x C=22,115)
1 BC1-0048-00 (A=12,010 x B=16,50 x C=16,014)
1 BC1-0051-00 (A=10,060 x B=10,0 x C=14,014)

KT-0095-00 STD

Aplicação / Application: TOYOTA: Hilux 2006

Prestolite Equivalente / Replace

Composição / Composition:
1 BC1-0053-00 (A=11,215 x B=13,50 x C=14,325)
1 BC1-0059-00 (A=14,10 x B=12,50 x C=18,10)
1 BC1-0063-00 (A=18,015 x B=8,0 x C=22,115)
1 BC1-0093-00 (A=8,10 x B=10,30 x C=11,060)

KT-0096-00 STD

Aplicação / Application: PEUGEOT, JOHN DEERE, M. FERGUSON, AGRALE com Perkins, AGCO: Tratores, FORD: Cargo

Bosch Equivalente / Replace

Composição / Composition:
1 BC1-0051-00 (A=10,060 x B=10,0 x C=14,014)
1 BC1-0071-00 (A=8,02 x B=9,90 x C=11,06)
1 BC1-0074-00 (A=18,015 x B=5,70 x C=22,115)
1 BC1-0054-00 (A=12,080 x B=12,0 x C=15,125)

KT-0097-00 STD

Aplicação / Application: CHEVROLET: Corsa, Astra, Calibra, Omega, Vectra

Bosch Equivalente / Replace

Composição / Composition:
1 BC1-0009-00 (A=12,548 x B=11,40 x C=16,559)
1 BC1-0054-00 (A=12,080 x B=12,0 x C=15,125)

KT-0098-00 STD

Aplicação / Application: VOLKSWAGEN: Passat, Gol, Voyage, Parati

Wapsa Equivalente / Replace

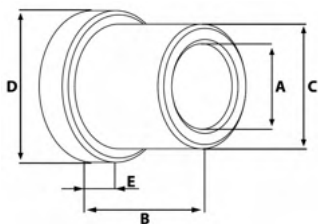
Composição / Composition:
1 BC1-0041-00 (A=11,138 x B=16,60 x C=14,315 x D=23,685 x E=3,0)
1 BC1-0054-00 (A=12,080 x B=12,0 x C=15,125)

KT-0099-00 STD

Aplicação / Application: FORD: Versailles, Apolo, Pampa

Legenda:

- A:** Diâmetro Interno / Internal Diameter
- B:** Altura / Height
- C:** Diâmetro Externo / External Diameter
- D:** Diâmetro Flange / Housing Diameter
- E:** Altura Flange / Housing Height


Bosch Equivalente / Replace

Composição / Composition:

- 1 BC1-0126-00 (A=8,020 x B=7,50 x C=12,02)
- 1 BC1-0127-00 (A=9,040 x B=10,0 x C=13,04)

KT-0100-00 STD

SAIBAMAIS **Aplicação / Application:** FIAT: Novo Uno vivace, Palio fire 1.4

Wapsa Equivalente / Replace

Composição / Composition:

- 1 BC1-0074-00 (A=18,015 x B=5,70 x C=22,115)
- 1 BC1-0103-00 (A=6,020 x B=6,90 x C=9,015)
- 1 BC1-0104-00 (A=6,025 x B=9,90 x C=10,0 x D=13,60 x E=1,90)
- 1 Rolamento HK2816
- 1 AT-0001 10,1 X 7,2 X1,49
- 1 AE-0002 12,9X8,25X4,5

KT-0101-00 STD

SAIBAMAIS **Aplicação / Application:** VOLKS: -WAGEN: Santana, Gol, Parati ap 2000 com trava 11mm

Bosch Equivalente / Replace

Composição / Composition:

- 1 BC1-0003-00 (A=28,385 x B=11,00 x C=32,260)
- 1 BC1-0051-00 (A=10,060 x B=10,00 x C=14,014)
- 1 BC1-0071-00 (A=8,02 x B=9,90 x C=11,06)
- 1 BC1-0074-00 (A=18,015 x B=5,70 x C=22,115)
- 1 RT-0002
- 1 AT-0001 10,1 X 7,2 X1,49
- 1 AE-0002 12,9X8,25X4,5

KT-0102-00 STD

SAIBAMAIS **Aplicação / Application:** VOLKS: -WAGEN: Parati, Santana, Saveiro 1.8 MI com trava 11 mm e retentor

Bosch Equivalente / Replace

Composição / Composition:

- 1 BC1-0003-00 (A=28,385 x B=11,00 x C=32,260)
- 1 BC1-0051-00 (A=10,060 x B=10,00 x C=14,014)
- 1 BC1-0055-00 (A=8,00 x B=10,80 x C=10,99)
- 1 BC1-0074-00 (A=18,015 x B=5,70 x C=22,115)
- 1 RT-0002
- 1 AT-0001 10,1X7,2X1,49
- 1 AE-0002 12,9X8,25X4,5

KT-0103-00 STD

SAIBAMAIS **Aplicação / Application:** VOLKS: -WAGEN: Gol GII, GIII, Parati 1.0 MI 16V, Polo, New Beetle, AUDI: A3 - Com trava 11mm e retentor

Bosch Equivalente / Replace

Composição / Composition:

- 1 BC1-0003-00 (A=28,385 x B=11,00 x C=32,260)
- 1 BC1-0074-00 (A=18,015 x B=5,70 x C=22,115)
- 1 BC1-0041-00 (A=11,138 x B=16,60 x C=14,315 x D=23,665 x E=3,0)
- 1 BC1-0055-00 (A=8,00 x B=10,80 x C=10,99)
- 1 RT-0002
- 1 AT-0002 9,6X6,7X1,49
- 1 AE-0001 11,05X8,25X4,5

KT-0104-00 STD

SAIBAMAIS **Aplicação / Application:** VOLKS: -WAGEN: Gol GII / GIII 1.0 16V AP/AT Com trava 9mm e retentor

Bosch Equivalente / Replace

Composição / Composition:

- 1 BC1-0003-00 (A=28,385 x B=11,00 x C=32,260)
- 1 BC1-0009-00 (A=12,548 x B=11,40 x C=16,555)
- 1 AT-0002 9,6X6,7X1,49
- 1 AE-0001 11,05X8,25X4,5

KT-0105-00 STD

SAIBAMAIS **Aplicação / Application:** VOLKS: -WAGEN: Gol mi, Parati mi com trava 9mm

Valeo Equivalente / Replace

Composição / Composition:

- 1 BC1-0017-00 (A=19,113 x B=12,90 x C=25,125)
- 1 BC1-0146-00 (A=12,050 x B=6,00 x C=16,010)

KT-0106-00 STD

SAIBAMAIS **Aplicação / Application:** HYUN: DAI: HB-20, Veloster, KIA: Soul

Bosch Equivalente / Replace

Composição / Composition:

- 1 BC1-0003-00 (A=28,385 x B=11,00 x C=32,260)
- 1 BC1-0037-00 (A=10,048 x B=10,00 x C=14,055)
- 1 BC1-0045-00 (A=18,015 x B=6,50 x C=22,115)
- 1 BC1-0055-00 (A=8,00 x B=10,80 x C=10,990)
- 1 RT-0002

KT-0107-00 STD

SAIBAMAIS **Aplicação / Application:** VOLKS: -WAGEN: Pólo 1.6 / 1.0 16v / Sedan 2.0 2002 → (BBX), VOLVO: S80 2.8 T6 / 2.9 (B 6284 T, B6304 S3) Com Retentor

Bosch Equivalente / Replace

Composição / Composition:

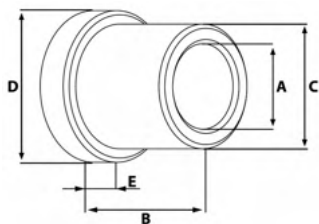
- 1 BC1-0003-00 (A=28,385 x B=11,00 x C=32,260)
- 1 BC1-0009-00 (A=12,548 x B=11,40 x C=16,555)
- 1 RT-0002
- 1 AT-0002 9,6X6,7X1,49
- 1 AE-0001 11,05X8,25X4,5

KT-0108-00 STD

SAIBAMAIS **Aplicação / Application:** VOLKS: -WAGEN: Gol bola MI, Parati Com trava 9mm e retentor

Legenda:

- A:** Diâmetro Interno / Internal Diameter
- B:** Altura / Height
- C:** Diâmetro Externo / External Diameter
- D:** Diâmetro Flange / Housing Diameter
- E:** Altura Flange / Housing Height



Delco Equivalente / Replace

KT-0109-00 STD

Composição / Composition:
4 BC1-0096-00
(A=8,100 x B=10,4 x C=11,97)

SAIBA MAIS **Aplicação / Application:** MER-CEDES-BENZ: Moderno 24v 29mt, VOLVO: Moderno

Iskra Equivalente / Replace

KT-0110-00 STD

Composição / Composition:
1 BC1-0023-00
(A=14,325 x B=19 x C=17,988)
1 BC1-0043-00
(A=19,013 x B=12,9 x C=23,026)
1 BC1-0060-00
(A=14,00 x B=11,4 x C=20,02)

SAIBA MAIS **Aplicação / Application:** VAL-MET: BH 180

Mitsubishi Equivalente / Replace

KT-0111-00 STD

Composição / Composition:
1 BC1-0051-00
(A=10,060 x B=10 x C=14,014)
1 BC1-0096-00
(A=8,100 x B=10,4 x C=11,97)
1 BC1-0119-00
(A=10,015 x B=11,9 x C=13,1 x D=16,60 x E=1,9)
1 BC1-0120-00
(A=17,815 x B=8,9 x C=22,415)

SAIBA MAIS **Aplicação / Application:** YALE / HISTER: Empilhadeira (sem fucinho)

Prestolite Equivalente / Replace

KT-0112-00 STD

Composição / Composition:
1 BC1-0028-00
(A=12,088 x B=13,90 x C=14,107)
1 BC1-0055-00
(A=8,00 x B=10,80 x C=10,99)
1 BC1-0074-00
(A=18,015 x B=5,70 x C=22,115)
1 BC1-0088-00
(A=12,040 x B=9,40 x C=16,010)

SAIBA MAIS **Aplicação / Application:** RE-NAULT, PEGEOUT, FORD: Escort, Verona
M74R

Mitsubishi Equivalente / Replace

KT-0113-00 STD

Composição / Composition:
1 BC1-0028-00
(A=12,088 x B=13,90 x C=14,107)
1 BC1-0040-00
(A=12,048 x B=12,10 x C=15,095)

SAIBA MAIS **Aplicação / Application:** TOYOTA: Corolla, Hilux, MERCEDES-BENZ: Sprinter

Valeo Equivalente / Replace

KT-0114-00 STD

Composição / Composition:
2 BC1-0051-00
(A=10,060 x B=10,0 x C=14,014)
1 BC1-0124-00
(A=20,01 x B=5 x C=24,05)
1 BC1-0125-00
(A=7,040 x B=8,0 x C=10,016)

SAIBA MAIS **Aplicação / Application:** HYUNDAI: HR

Valeo Equivalente / Replace

KT-0115-00 STD

Composição / Composition:
1 BC1-0051-00
(A=10,060 x B=10,0 x C=14,014)
1 BC1-0055-00
(A=8,00 x B=10,80 x C=10,99)

SAIBA MAIS **Aplicação / Application:** FORD: Fiesta, Courier, Eco Sport, Focus, Ka

Valeo Equivalente / Replace

KT-0116-00 STD

Composição / Composition:
3 BC1-0126-00
(A=8,020 x B=7,5 x C=12,02)

SAIBA MAIS **Aplicação / Application:** VALMET MODERNO

Prestolite Equivalente / Replace

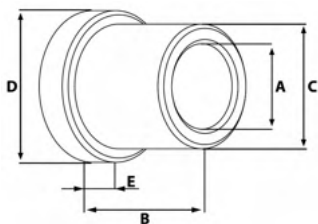
KT-0117-00 STD

Composição / Composition:
4 BC1-0076-00
(A=6,020 x B=10,15 x C=9,020)

SAIBA MAIS **Aplicação / Application:** FORD: F-250, F-350 AGRALE, MBB, JOHN DEERE: Motor MAXION (12 DENTES)

Legenda:

- A:** Diâmetro Interno / Internal Diameter
- B:** Altura / Height
- C:** Diâmetro Externo / External Diameter
- D:** Diâmetro Flange / Housing Diameter
- E:** Altura Flange / Housing Height



Prestolite Equivalente / Replace



Composição / Composition:

- 1 BC1-0003-00 (A=28,385 x B=11,00 x C=32,260)
- 1 BC1-0005-00 (A=8,00 x B=10,80 x C=10,99)
- 1 BC1-0074-00 (A=18,015 x B=5,70 x C=22,115)
- 1 BC1-0097-00 (A=12,010 x B=9,50 x C=16,010)

KT-0119-00 STD



Aplicação / Application: VOLKS-
-WAGEN: Santana, Saveiro,
Logus, Pointer, Kombi Diesel, **PRESTOLI-
TE M74R**

Prestolite Equivalente / Replace



Composição / Composition:

- 1 BC1-0020-00 (A=12,063 x B=14,3 x C=14,213)
- 1 BC1-0055-00 (A=8,00 x B=10,8 x C=10,99)
- 1 BC1-0074-00 (A=18,015 x B=5,7 x C=22,115)
- 1 BC1-0088-00 (A=12,040 x B=9,4 x C=16,010)

KT-0118-00 STD



Aplicação / Application: AGRA-
LE: 4100 M74R

Prestolite Equivalente / Replace



Composição / Composition:

- 1 BC1-0003-00 (A=28,385 x B=11,00 x C=32,260)
- 1 BC1-0005-00 (A=8,00 x B=10,80 x C=10,99)
- 1 BC1-0074-00 (A=18,015 x B=5,70 x C=22,115)
- 1 BC1-0097-00 (A=12,010 x B=9,50 x C=16,010)

KT-0119-00 STD



Aplicação / Application: VOLKS-
-WAGEN: Santana, Saveiro,
Logus, Pointer, Kombi Diesel, **PRESTOLI-
TE M74R**

Bosch Equivalente / Replace



Composição / Composition:

- 2 BC1-0051-00 (A=10,080 x B=10,0 x C=14,014)
- 1 BC1-0055-00 (A=8,00 x B=10,80 x C=10,99)
- 1 BC1-0074-00 (A=18,015 x B=5,70 x C=22,115)

KT-0120-00 STD



Aplicação / Application: RE-
NAULT

Iskra Equivalente / Replace



Composição / Composition:

- 1 BC1-0039-00 (A=8,100 x B=8 x C=11,06)
- 1 BC1-0120-00 (A=17,815 x B=8,9 x C=22,415)
- 1 Rolamento 6001 2rs c3
- 1 Rolamento 6008 PPK

KT-0121-00 STD



Aplicação / Application: VOLKS-
-WAGEN: Cargo, Caminhão,
Costelation Mwm, (com redução sem fú-
cinho)

Delco Remy Equivalente / Replace



Composição / Composition:

- 1 Rolamento 6205 2rs
- 1 Rolamento 6301 rs c3
- 1 Rolamento HK 1612
- 1 Rolamento HK 3012

KT-0122-00 STD



Aplicação / Application: VOLKS-
-WAGEN: Cummins, **FREIGHTLI-
NER:** Various Models 8.3 (2004-2008), Various
Models 8.9 (2004-2008), **VOLVO BM:** A25D
(2001-2007), A30D (2001-2007), **CUMMINS:**
Motores 6.7 e 8.3, **SCANIA:** 230, 250, 270, 280,
310, 320, 340, 360, 380, 400, 420, 440, 450, 470,
480, 490, G 230, G 420, G 440, G 460, G 470, G

Bosch Equivalente / Replace



Composição / Composition:


- 1 Rolamento HK 0808
- 1 Rolamento HK 0910

KT-0123-00 STD



Aplicação / Application: FIAT:
Doblò 1.3 / 1.4, Fiorino Furgão
1.3, Grand Siena 1.4, Idea 1.4 Flex, Palio
1.0 / 1.3 / 1.4 / Fire 1.4, Palio Weekend 1.0
/ 1.3 / 1.4, Punto 1.4 Flex, Siena 1.0 / 1.3 /
1.4, Strada 1.3 / 1.4, Uno 1.0 / 1.4 / Vivace

Bosch Equivalente / Replace



Composição / Composition:

- 1 Rolamento INA SCE 1012
- 1 Rolamento HK 2216
- 1 Rolamento 6202 RS c3

KT-0124-00 STD



Aplicação / Application: MBB
com motor Cummins

Mitsubishi Equivalente / Replace



Composição / Composition:

- 1 Rolamento 6301 2RS C3
- 1 Rolamento 6905 Z
- 1 Rolamento 62/28 RS
- 1 Rolamento HK 1210

KT-0125-00 STD



Aplicação / Application: MER-
CEDES-BENZ: Axor

Delco Remy Equivalente / Replace



Composição / Composition:

- 1 Rolamento 6205 2RS
- 1 Rolamento 6301 RS C3
- 1 Rolamento HK 1512
- 1 Rolamento HK 3012

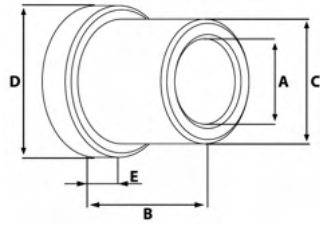
KT-0126-00 STD



Aplicação / Application: VOLKS-
-WAGEN: Cummins, **CATER-
PILAR, REMY 39 MT**

Legenda:

- A:** Diâmetro Interno / Internal Diameter
- B:** Altura / Height
- C:** Diâmetro Externo / External Diameter
- D:** Diâmetro Flange / Housing Diameter
- E:** Altura Flange / Housing Height



Valeo Equivalente / Replace

Composição / Composition:
 1 BC1-0124-00
 (A=20,01 x B=5,00 x C=24,05)
 1 BC1-0125-00
 (A=7,040 x B=8,0 x C=10,015)
 2 Rolamento HK-1010

KT-0127-00 STD

SAIBA MAIS Aplicação / Application: **HIUN-DAF: HR**

Mitsubishi Equivalente / Replace

Composição / Composition:
 1 BC1-0051-00
 (A=10,060 x B=10,0 x C=14,014)
 1 Rolamento 6805Z
 1 Rolamento 629 Z
 1 Rolamento 6205 2RS

KT-0128-00 STD

SAIBA MAIS Aplicação / Application: **VOLVO: FH12 / 340, FH12 / 380, FH12 / 420, FH12 / 460, FH12 / 500, FM12 / 340, FM12 / 420 (moderno), MBB: Atego 1719, 1725, 1726, 1718, 1729, 1730, 2426, 2429, Atron 1319 2324 2729, O500 EURO 5**

Bosch Equivalente / Replace

Composição / Composition:
 1 BC1-0039-00
 (A=8,100 x B=8 x C=11,06)
 1 BC1-0107-00
 (A=10,015 x B=9,9 x C=16,01)
 1 Rolamento HK 2512
 1 Rolamento 6006 RS

KT-0129-00 STD

SAIBA MAIS Aplicação / Application: **SCANIA: Moderna (com redução) série 50001241022 (substitui rolete)**

Delco Remy Equivalente / Replace

Composição / Composition:
 1 BC1-0032-00
 (A=14,059 x B=15,9 x C=17,031)
 1 Rolamento 6200 Z
 1 Rolamento 6003 2RS C3
 1 Rolamento 6005 2RS C3

KT-0130-00 STD

SAIBA MAIS Aplicação / Application: **MBB com motor Cummins, 28 MT**

Bosch Equivalente / Replace

Composição / Composition:
 1 BC1-0003-00
 (A=28,385 x B=11,00 x C=32,260)
 1 BC1-0009-00
 (A=12,548 x B=11,40 x C=16,555)
 1 RT-0002
 1 AT-0001 10,1 x 7,2 x 1,49
 1 AE-0002 12,9x8,25x4,5

KT-0131-00 STD

SAIBA MAIS Aplicação / Application: **VOLKSWAGEN: Gol bola MI, Parati Com trava 11mm e retentor**

Bosch Equivalente / Replace

Composição / Composition:
 1 BC1-0037-00
 (A=10,048 x B=10,0 x C=14,035)
 1 BC1-0051-00
 (A=10,060 x B=10,0 x C=14,014)
 1 BC1-0068-00
 (A=9,030 x B=6,00 x C=22,30)
 1 BC1-0133-00
 (A=12,010 x B=10,0 x C=16,04)

KT-0132-00 STD

SAIBA MAIS Aplicação / Application: **FORD: Ranger**

Bosch Equivalente / Replace

Composição / Composition:
 1 BC1-0039-00
 (A=8,10 x B=8,00 x C=11,06)
 1 BC1-0045-00
 (A=18,015 x B=6,50 x C=22,115)
 1 BC1-0107-00
 (A=10,015 x B=9,90 x C=16,01)
 1 BC1-0132-00
 (A=12,040 x B=16,00 x C=18,01)

KT-0133-00 STD

SAIBA MAIS Aplicação / Application: **FORD: F-250 Sprint 6CC**

Mitsubishi Equivalente / Replace

Composição / Composition:
 1 BC1-0118-00
 (A=10,015 x B=11,9 x C=13,1 x D=16,60 x E=1,9)
 1 BC1-0120-00
 (A=17,815 x B=8,9 x C=22,415)
 1 BC1-0096-00
 (A=8,100 x B=10,4 x C=11,97)
 1 BC1-0135-00
 (A=10,000 x B=10,00 x C=14,10)

KT-0134-00 STD

SAIBA MAIS Aplicação / Application: **HYS-TER, CLARK, YALE: Empilhadeira (com focinho)**

Iskra Equivalente / Replace

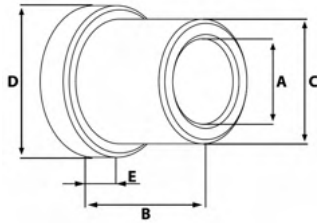
Composição / Composition:
 1 BC1-0131-00
 (A=14,07 x B=19 x C=17,98)
 1 BC1-0130-00
 (A=19,04 x B=17 x C=23,02)
 1 BC1-0060-00
 (A=14,00 x B=11,4 x C=20,02)

KT-0135-00 STD

SAIBA MAIS Aplicação / Application: **VALTRA, VALMET: moderno**

Legenda:

- A:** Diâmetro Interno / Internal Diameter
- B:** Altura / Height
- C:** Diâmetro Externo / External Diameter
- D:** Diâmetro Flange / Housing Diameter
- E:** Altura Flange / Housing Height


Delco Remy Equivalente / Replace
KT-0136-00 STD

Composição / Composition:

- 1 BC1-0134-00 (A=16,00 x B=24,50 x C=19,10)
- 1 BC1-0137-00 (A=17,33 x B=30 x C=22,42)
- 1 BC1-0138-00 (A=21,10 x B=32,70 x C=24,70)

SAIBA MAIS **Aplicação / Application:** **CA-TERPILLAR: D8**

Iskra Equivalente / Replace
KT-0137-00 STD

Composição / Composition:

- 1 BC1-0130-00 (A=19,04 x B=17,00 x C=23,02)
- 1 BC1-0060-00 (A=14,00 x B=11,4 x C=20,02)
- 1 BC1-0161-00 (A=12,60 x B=18,9 x C=16,0)

SAIBA MAIS **Aplicação / Application:** **IS-KRA, FIAT: Tratores, NEW HOLLAND: Tratores, TC-59 Colheitadeira, VALMET: Tratores, VALTRA: Tratores**

Bosch Equivalente / Replace
KT-0138-00 STD

Composição / Composition:

- 1 BC1-0037-00 (A=10,048 x B=10 x C=14,055)
- 1 BC1-0039-00 (A=8,100 x B=8 x C=11,06)
- 1 BC1-0074-00 (A=18,015 x B=5,7 x C=22,116)
- 1 BC1-0088-00 (A=12,040 x B=9,4 x C=16,010)

SAIBA MAIS **Aplicação / Application:** **FORD: F-250, F-350, F-4000 CUM-MINS eletrônico**

Bosch Equivalente / Replace
KT-0139-00 STD

Composição / Composition:

- 3 BC1-0096-00 (A=8,100 x B=10,4 x C=11,97)

SAIBA MAIS **Aplicação / Application:** **MERCE-DES-BENZ: Moderno, O-500 R**

Motorcraft Equivalente / Replace
KT-0140-00 STD

Composição / Composition:

- 1 BC1-0088-00 (A=12,040 x B=9,40 x C=16,010)
- 1 BC1-0162-00 (A=8,00 x B=9,90 x C=12,50)

SAIBA MAIS **Aplicação / Application:** **FORD: Fiesta street 1.0, Courier, Taurus, Ranger**

Iskra Equivalente / Replace
KT-0141-00 STD

Composição / Composition:

- 1 BC1-0120-00 (A=17,815 x B=8,9 x C=22,418)
- 1 BC1-0023-00 (A=14,325 x B=19 x C=17,988)
- 1 BC1-0039-00 (A=8,100 x B=8 x C=11,06)
- 1 Rolamento 6001 RS

SAIBA MAIS **Aplicação / Application:** **VOLKS-WAGEN: Cargo com motor MWM**

Valeo Equivalente / Replace
KT-0142-00 STD

Composição / Composition:

- 3 BC1-0163-00 (A=4,025 x B=7,00 x C=7,02)

SAIBA MAIS **Aplicação / Application:** **CHEVROLET: Corsa, RENAULT, PEUGEOT, CITROEN, VALEO**

Iskra Equivalente / Replace
KT-0143-00 STD

Composição / Composition:

- 1 BC1-0152-00 (A=22,02 x B=9,00 x C=27,04)
- 1 BC1-0023-00 (A=14,325 x B=19 x C=17,988)
- 1 BC1-0093-00 (A=8,10 x B=10,30 x C=11,060)
- 1 Rolamento RMP-0014 / ROL 6001 RS

SAIBA MAIS **Aplicação / Application:** **VAL-TRA / VALMET Moderno**

Mitsubishi Equivalente / Replace
KT-0144-00 STD

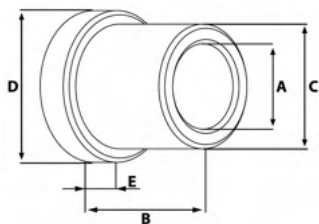
Composição / Composition:

- 1 BC1-0164-00 (A=34,00 x B=9,9 x C=35,3)
- 1 BC1-0165-00 (A=14,60 x B=12 x C=20)
- 1 Rolamento ROL 6204 RS C-3

SAIBA MAIS **Aplicação / Application:** **CA-TERPILLAR, VOLVO, MITSUBISHI**

Legenda:

- A:** Diâmetro Interno / Internal Diameter
- B:** Altura / Height
- C:** Diâmetro Externo / External Diameter
- D:** Diâmetro Flange / Housing Diameter
- E:** Altura Flange / Housing Height



Motorcraft Equivalente / Replace

Composição / Composition:
 1 BC1-0101-00
 (A=11,930 x B=9,90 x C=16,035)
 1 BC1-0166-00
 (A=8,00 x B=7,90 x C=12,50)

KT-0145-00 STD

SAIBA MAIS **Aplicação / Application:** FORD:
 Courier 1.6, Mondeo clx

Delco Remy Equivalente / Replace

Composição / Composition:
 4 BC1-0075-00
 (A=6,020 x B=8,30 x C=10,015)

KT-0146-00 STD

SAIBA MAIS **Aplicação / Application:** HYUN-
 DA: HR, KIA: Bongo Após 2012

Delco Remy Equivalente / Replace

Composição / Composition:
 1 BC1-0115-00
 (A=22,260 x B=5,40 x C=26,910)
 1 BC1-0154-00
 (A=12,02 x B=14,90 x C=16,93)
 1 BC1-0072-00
 (A=7,040 x B=7,00 x C=12,020)
 1 BC1-0116-00
 (A=6,025 x B=11,50 x C=8,80 x
 D=10,70 x E=2,90)

KT-0147-00 STD

SAIBA MAIS **Aplicação / Application:** CHE-
 VROLET-GM: Astra, Meriva,
 Zafira, Montana, Blazer, S-10

Motorcraft Equivalente / Replace

Composição / Composition:
 1 BC1-0037-00
 (A=10,048 x B=10,00 x C=14,055)
 1 BC1-0088-00
 (A=12,040 x B=9,40 x C=16,010)
 1 BC1-0155-00
 (A=18,000 x B=5,90 x C=21,50)
 1 BC1-0156-00
 (A=12,00 x B=12,00 x C=15,30)

KT-0148-00 STD

SAIBA MAIS **Aplicação / Application:** FORD:
 Ranger, Explorer, Mondeo V6,
 Mustang V6, Taurus

Iskra Equivalente / Replace

Composição / Composition:
 1 BC1-0023-00
 (A=14,325 x B=19 x C=17,988)
 1 BC1-0039-00
 (A=8,100 x B=8 x C=11,06)
 1 BC1-0157-00
 (A=21,86 x B=10,4 x C=27,115)
 1 ROL.6001 RS C-3

KT-0149-00 STD

SAIBA MAIS **Aplicação / Application:** VAL-
 TRA / VALMET moderno

Bosch Equivalente / Replace

Composição / Composition:
 1 BC1-0039-00
 (A=8,100 x B=8 x C=11,06)
 1 BC1-0045-00
 (A=18,015 x B=6,5 x C=22,115)
 1 BC1-0107-00
 (A=10,015 x B=9,9 x C=16,01)
 1 BC1-0132-00
 (A=12,040 x B=16 x C=18,01)

KT-0150-00 STD

SAIBA MAIS **Aplicação / Application:** FORD:
 Cargo C 1317 / C 1319 / 1517
 / 1519 / 1717 / 1719 / 1722 / 1723 / 2422
 / 2423 / 2428 / 2429 / 2622 / 2623 / 2628 /
 2629, eletrônico 24V

Mitsubishi Equivalente / Replace

Composição / Composition:
 1 BC1-0037-00
 (A=10,048 x B=10,00 x C=14,055)
 1 BC1-0044-00
 (A=5,498 x B=11,00 x C=11,00)
 1 BC1-0118-00
 (A=10,015 x B=11,90 x C=13,10 x
 D=16,60 x E=1,90)
 1 BC1-0158-00
 (A=17,55 x B=6,00 x C=21,00)

KT-0151-00 STD

SAIBA MAIS **Aplicação / Application:** CHE-
 VROLET-GM: Captiva 3.6 V6,
 Omega V6 3.8 (1999-2004).

Valeo Equivalente / Replace

Composição / Composition:
 1 BC1-0126-00
 (A=6,020 x B=7,50 x C=12,02)
 1 BC1-0159-00
 (A=12,00 x B=12,00 x C=15,30)

KT-0152-00 STD

SAIBA MAIS **Aplicação / Application:** VOLKS-
 -WAGEN: Fox G4/G5, Golf,
 Voyage

Mitsubishi Equivalente / Replace

Composição / Composition:
 3 BC1-0071-00
 (A=8,02 x B=9,90 x C=11,06)

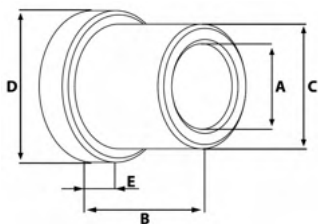
KT-0153-00 STD

SAIBA MAIS **Aplicação / Application:** CHE-
 VROLET-GM: Captiva 3.6 V6,
 Omega V6 3.8 (1999-2004), **HYUNDAI:**
 Coupe 1.6 16V (1998-2002), Coupe 1.6 i 16V
 (1996-2002), Coupe 2.0 (2002->), Coupe 2.0
 16V (1996-2002), Elantra 1.8 (1998-2002),
 Elantra 2.0 (1999-2001), Elantra 2.0 GLS
 (2002-2003), Elantra 2.0 GT (2002-2003),

Lantra 1.6 (1995-2000), Lantra 1.6 16V (1995-2000), Lantra 1.8 16V (1996-2000), Ma-
 trix 1.8 (2001->), Tiburon 1.8 (1997), Tiburon 2.0 (1998-2001), Tiburon 2.0 FX (1997-1998), **KIA:** Cerato 2.0 (2004->),
FORD: Fusion 2.3 (2006-2010), **MERCURY:** Milan 2.3 (2006-2010), **CITROEN:** Aircross 1.6 (2018-2019), C4 Cactus
 1.6 (2022), **PEUGEOT**


Legenda:

- A:** Diâmetro Interno / Internal Diameter
- B:** Altura / Height
- C:** Diâmetro Externo / External Diameter
- D:** Diâmetro Flange / Housing Diameter
- E:** Altura Flange / Housing Height




Delco Remy Equivalente / Replace

KT-0154-00 STD




Composição / Composition:

- 1 BC1-0138-00 (A=21,10 x B=32,70 x C=24,70)
- 1 BC1-0136-00 (A=15,923 x B=24,6 x C=19,135)
- 1 BC1-0160-00 (A=14,31 x B=22,8 x C=19,12)

SAIBAMAIS  **Aplicação / Application: CA-TERPILLAR: D4**


Bosch Equivalente / Replace

KT-0155-00 STD



Composição / Composition:

- 1 BC1-0061-00 (A=12,070 x B=14,90 x C=15,100 x D=19,900 x E=1,40)
- 1 BC1-0071-00 (A=8,02 x B=9,90 x C=11,06)
- 1 BC1-0074-00 (A=18,015 x B=5,70 x C=22,115)
- 1 BC1-0107-00 (A=10,015 x B=9,90 x C=16,01)

SAIBAMAIS  **Aplicação / Application: FORD: F-250, F-350, F-4000 (com motor MWM)**

Iskra Equivalente / Replace

KT-0156-00 STD




Composição / Composition:

- 1 BC1-0130-00 (A=19,04 x B=17,00 x C=23,02)
- 1 BC1-0141-00 (A=12,70 x B=11,90 x C=20,02)
- 1 BC1-0109-00 (A=12,820 x B=19,15 x C=16,51)

SAIBAMAIS  **Aplicação / Application: NEW HOLLAND: TM 135 / 150 / 165 / 180**


Bosch Equivalente / Replace

KT-0157-00 STD



Composição / Composition:

- 1 BC1-0009-00 (A=12,548 x B=11,40 x C=16,555)
- 1 BC1-0151-00 (A=11,04 x B=13,90 x C=13,67)

SAIBAMAIS  **Aplicação / Application: VOLKS-VAGEN: Fusca, Brasília, Gol, Kombi (com bloco gasto)**


Mitsubishi Equivalente / Replace

KT-0158-00 STD



Composição / Composition:

- 1 BC1-0037-00 (A=10,048 x B=10 x C=14,055)
- 1 BC1-0117-00 (A=19,115 x B=9,40 x C=21,300)
- 1 BC1-0118-00 (A=10,015 x B=11,9 x C=13,1 x D=16,80 x E=1,9)
- 1 BC1-0135-00 (A=10,00 x B=10 x C=14,10)

SAIBAMAIS  **Aplicação / Application: CLA-RK: Empilhadeira CGP 25, CGP 30**


Nippondenso Equivalente / Replace

KT-0159-00 STD



Composição / Composition:

- 1 BC1-0091-00 (A=21,920 x B=15,90 x C=28,050)
- 2 BC1-0149-00 (A=15,90 x B=18,80 x C=24,00)

SAIBAMAIS  **Aplicação / Application: JOHN DEERE: Colheitadeira**


Mitsubishi Equivalente / Replace

KT-0160-00 STD




Composição / Composition:

- 1 BC1-0096-00 (A=8,100 x B=10,4 x C=11,97)
- 1 BC1-0118-00 (A=10,015 x B=11,9 x C=13,1 x D=16,80 x E=1,9)
- 1 BC1-0120-00 (A=17,815 x B=8,9 x C=22,415)
- 1 BC1-0135-00 (A=10,00 x B=10 x C=14,10)

SAIBAMAIS  **Aplicação / Application: YALE, HYSTER: Empilhadeiras**


Bosch Equivalente / Replace

KT-0161-00 STD




Composição / Composition:

- 2 BC1-0037-00 (A=10,048 x B=10,00 x C=14,055)
- 1 BC1-0039-00 (A=8,100 x B=8,00 x C=11,06)
- 1 BC1-0074-00 (A=18,015 x B=5,70 x C=22,115)

SAIBAMAIS  **Aplicação / Application: TOYOTA: Hilux Flex 2.7**


Valeo Equivalente / Replace

KT-0162-00 STD



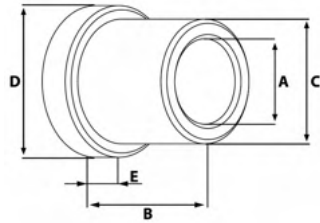
Composição / Composition:

- 1 BC1-0029-00 (A=11,998 x B=11,2 x C=14,988)
- 1 BC1-0045-00 (A=18,015 x B=6,50 x C=22,115)
- 1 BC1-0103-00 (A=8,020 x B=8,90 x C=9,015)
- 1 BC1-0104-00 (A=6,025 x B=9,90 x C=10,00 x D=13,600 x E=1,90)

SAIBAMAIS  **Aplicação / Application: DAEWOO, MERCEDES-BENZ: 190, Sprinter, Classe C, Classe E**

Legenda:

- A:** Diâmetro Interno / Internal Diameter
- B:** Altura / Height
- C:** Diâmetro Externo / External Diameter
- D:** Diâmetro Flange / Housing Diameter
- E:** Altura Flange / Housing Height



Lucas Indiel Equivalente / Replace

Composição / Composition:

- 1 BC1-0028-00 (A=12,088 x B=13,90 x C=14,107)
- 1 BC1-0038-00 (A=12,093 x B=5,40 x C=15,595)
- 1 BC1-0039-00 (A=8,100 x B=8,00 x C=11,06)
- 1 BC1-0045-00 (A=18,015 x B=6,50 x C=22,115)

KT-0163-00 STD

SAIBA MAIS Aplicação / Application: **VOLKS-**
-VAGEM: Polo Classic **FORD:**
Verona

Delco Remy Equivalente / Replace

Composição / Composition:

- 1 BC1-0043-00 (A=19,013 x B=12,9 x C=23,025)
- 1 BC1-0082-00 (A=10,050 x B=14,80 x C=16,550 x D=18,700 x E=1,50)
- 1 BC1-0096-00 (A=8,100 x B=10,4 x C=11,97)
- 1 BC1-0101-00 (A=11,930 x B=9,90 x C=16,035)

KT-0164-00 STD

SAIBA MAIS Aplicação / Application: **CHE-**
VROLET-GM: Blazer, S10

Valeo Equivalente / Replace

Composição / Composition:

- 1 BC1-0037-00 (A=10,048 x B=10,0 x C=14,055)
- 1 BC1-0055-00 (A=8,00 x B=10,8 x C=10,99)
- 1 BC1-0125-00 (A=7,040 x B=8,00 x C=10,015)
- 1 BC1-0145-00 (A=19,50 x B=6,50 x C=25,00)

KT-0165-00 STD

SAIBA MAIS Aplicação / Application: **RE-**
NAULT: Master

Iskra Equivalente / Replace

Composição / Composition:

- 1 BC1-0096-00 (A=8,100 x B=10,4 x C=11,97)
- 1 BC1-0131-00 (A=14,07 x B=19,00 x C=17,98)
- 1 BC1-0152-00 (A=22,02 x B=9,00 x C=27,04)
- 1 Rolamento-0014 / ROL.6001 RS C-3

KT-0166-00 STD

SAIBA MAIS Aplicação / Application: **MAS-**
SEY FERGUSON

Bosch Equivalente / Replace

Composição / Composition:

- 1 BC1-0039-00 (A=8,100 x B=8,00 x C=11,06)
- 1 BC1-0062-00 (A=10,050 x B=14,80 x C=16,550 x D=18,700 x E=1,50)
- 1 BC1-0153-00 (A=18,00 x B=6,60 x C=22,04)
- 1 BC1-0154-00 (A=12,02 x B=14,90 x C=16,93)

KT-0167-00 STD

SAIBA MAIS Aplicação / Application: **FORD:**
F-250 / F-350 MWM

Delco Remy Equivalente / Replace

Composição / Composition:

- 1 BC1-0037-00 (A=10,048 x B=10 x C=14,055)
- 1 BC1-0087-00 (A=22,115 x B=8,9 x C=28,075)
- 1 Rolamento 6200 2RS C3
- 1 Rolamento 6204 RS C-3

KT-0168-00 STD

SAIBA MAIS Aplicação / Application: **MER-**
CEDES-BENZ: 29 MT

Magnet Marelli Equivalente / Replace

Composição / Composition:

- 1 BC1-0139-00 (A=20,00 x B=12,90 x C=24,01)
- 1 BC1-0140-00 (A=12,50 x B=18,90 x C=18,71)
- 1 BC1-0141-00 (A=12,70 x B=11,90 x C=20,02)

KT-0169-00 STD

SAIBA MAIS Aplicação / Application: **IVECO:**
Caminhões, **NEW HOLLAND:**
Colheitadeira TC-55, TC-57

Prestolite Equivalente / Replace

Composição / Composition:

- 1 BC1-0063-00 (A=11,215 x B=13,5 x C=14,325)
- 1 BC1-0054-00 (A=12,080 x B=12 x C=15,125)
- 1 BC1-0063-00 (A=18,015 x B=8,00 x C=22,116)
- 1 BC1-0093-00 (A=8,10 x B=10,30 x C=11,060)

KT-0170-00 STD

SAIBA MAIS Aplicação / Application: **AGRA-**
LE

Bosch Equivalente / Replace

Composição / Composition:

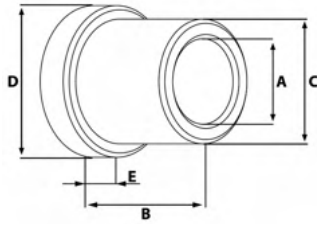
- 1 BC1-0026-00 (A=22,128 x B=11,2 x C=28,088)
- 1 BC1-0027-00 (A=40,093 x B=10,4 x C=48,056)
- 1 Rolamento RET. ARCA 6868
- 1 Rolamento GIR 1060

KT-0171-00 STD

SAIBA MAIS Aplicação / Application: **VOL-**
VO, SCANIA, KB

Legenda:

- A:** Diâmetro Interno / Internal Diameter
- B:** Altura / Height
- C:** Diâmetro Externo / External Diameter
- D:** Diâmetro Flange / Housing Diameter
- E:** Altura Flange / Housing Height


Bosch Equivalente / Replace

Composição / Composition:

- 1 BC1-0003-00 (A=28,385 x B=11,00 x C=32,260)
- 1 BC1-0009-00 (A=12,548 x B=11,40 x C=16,555)
- 1 AE-0002 12,9X8,25X4,5
- 1 AT-0001 10,1 X 7,2 X1,49

KT-0172-00 STD

SAIBA MAIS **Aplicação / Application:** VOLKS-
WAGEN: Gol, Parati GIII com trava 11mm

Bosch Equivalente / Replace

Composição / Composition:

- 1 BC1-0058-00 (A=15,063 x B=13,3 x C=18,135)
- 1 BC1-0063-00 (A=18,015 x B=8 x C=22,115)
- 1 BC1-0071-00 (A=8,02 x B=9,9 x C=11,06)
- 1 BC1-0107-00 (A=10,015 x B=9,9 x C=16,01)

KT-0173-00 STD

SAIBA MAIS **Aplicação / Application:** IVE-
CO: Daily 55c16, Caminhão, Vans 3/4

Bosch Equivalente / Replace

Composição / Composition:

- 1 BC1-0071-00 (A=8,02 x B=9,90 x C=11,06)
- 1 BC1-0074-00 (A=18,015 x B=5,70 x C=22,115)
- 1 BC1-0142-00 (A=25,00 x B=12,90 x C=32,00)
- 1 BC1-0146-00 (A=12,05 x B=8,00 x C=16,01)

KT-0174-00 STD

SAIBA MAIS **Aplicação / Application:** VOLKS-
-WAGEN: Golf TSI 1.4, AUDI: A3 TSI

Bosch Equivalente / Replace

Composição / Composition:

- 1 BC1-0027-00 (A=40,093 x B=10,40 x C=48,056)
- 1 BC1-0045-00 (A=18,015 x B=6,50 x C=22,115)
- 1 BC1-0051-00 (A=10,060 x B=10,00 x C=14,014)
- 1 BC1-0065-00 (A=8,00 x B=10,80 x C=10,99)

KT-0175-00 STD

SAIBA MAIS **Aplicação / Application:** CHE-
VROLET-GM: Omega, Suprema, Vectra, Astra 2.0

Lucas Indiel Equivalente / Replace

Composição / Composition:

- 1 BC1-0047-00 (A=15,063 x B=17,50 x C=18,135)
- 1 BC1-0143-00 (A=25,17 x B=16,80 x C=29,60)
- 1 BC1-0144-00 (A=14,04 x B=19,00 x C=18,125)

KT-0176-00 STD

SAIBA MAIS **Aplicação / Application:** PEU-
GEO: 504 RENAULT: R18, R21, R25 Trafic, Master diesel

Bosch Equivalente / Replace

Composição / Composition:

- 1 BC1-0002-00 (A=12,548 x B=10,00 x C=16,555)
- 1 BC1-0018-00 (A=11,048 x B=13,90 x C=13,585)

KT-0177-00 STD

SAIBA MAIS **Aplicação / Application:** VOLKS-
-WAGEN: Kombi 1.4 Flex (2008 em diante)

Mitsubishi Equivalente / Replace

Composição / Composition:

- 1 BC1-0002-00 (A=12,548 x B=10,0 x C=16,555)
- 1 BC1-0016-00 (A=12,522 x B=18 x C=16,536)
- 1 BC1-0043-00 (A=19,013 x B=12,9 x C=23,026)

KT-0178-00 STD

SAIBA MAIS **Aplicação / Application:** CHE-
VROLET-GM: Omega 4.1. Em-
pilhadeira

Valeo Equivalente / Replace

Composição / Composition:

- 2 BC1-0037-00 (A=10,048 x B=10,00 x C=14,055)
- 1 BC1-0125-00 (A=7,040 x B=8,00 x C=10,015)
- 1 BC1-0145-00 (A=19,50 x B=5,90 x C=25,00)

KT-0179-00 STD

SAIBA MAIS **Aplicação / Application:** HYUN-
DA: HR, H100, FIAT: Ducato,
KIA: Bongo, MERCEDES-BENZ: Sprin-
ter 311 / 313 Cdi, RENAULT: Master,
VOLKSWAGEN: Amarok 2.0 Tdi

Mitsubishi Equivalente / Replace

Composição / Composition:

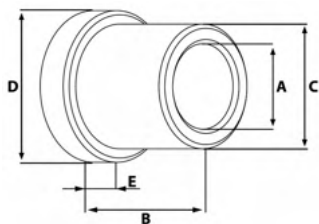
- 1 BC1-0051-00 (A=10,060 x B=10,00 x C=14,014)
- 1 BC1-0147-00 (A=17,50 x B=9,90 x C=22,80)
- 1 BC1-0148-00 (A=10,00 x B=10,20 x C=15,00)
- 1 Rolamento-0008 / Rol. 629 Z

KT-0180-00 STD

SAIBA MAIS **Aplicação / Application:** CHE-
VROLET: S-10 deesol motor
MWM, JEEP, TROLLER: T4

Legenda:

- A:** Diâmetro Interno / Internal Diameter
- B:** Altura / Height
- C:** Diâmetro Externo / External Diameter
- D:** Diâmetro Flange / Housing Diameter
- E:** Altura Flange / Housing Height



Valeo Equivalente / Replace

Composição / Composition:

- 1 BC1-0037-00 (A=10,048 x B=10,00 x C=14,055)
- 1 BC1-0074-00 (A=18,015 x B=5,70 x C=22,115)
- 1 BC1-0103-00 (A=6,020 x B=6,90 x C=9,015)
- 1 BC1-0104-00 (A=6,025 x B=9,90 x C=10,00 x D=13,60 x E=1,90)

KT-0181-00 STD

SAIBA MAIS Aplicação / Application: **RE-NAULT**

Bosch Equivalente / Replace

Composição / Composition:

- 1 BC1-0039-00 (A=8,100 x B=8,00 x C=11,06)
- 1 BC1-0062-00 (A=10,050 x B=14,80 x C=16,550 x D=18,700 x E=1,30)
- 1 BC1-0074-00 (A=18,015 x B=5,70 x C=22,115)
- 1 BC1-0132-00 (A=12,040 x B=16,00 x C=18,01)

KT-0182-00 STD

SAIBA MAIS Aplicação / Application: **CHEVROLET-GM: S-10, Blazer diesel, NISSAN: Frontier**

Bosch Equivalente / Replace

Composição / Composition:

- 1 BC1-0091-00 (A=21,920 x B=15,90 x C=28,050)
- 1 BC1-0149-00 (A=15,90 x B=18,80 x C=24,00)
- 1 Rolamento -0005 / Rol. 6202 2RS C3

KT-0183-00 STD

SAIBA MAIS Aplicação / Application: **JE CUMMINS, MERCEDES-BENZ: Actros 2553, SCANIA: P114, P124, P322, P340, P360, P400, R114, R320, R322, R340, R360, T114, T320, T322, T340, T36**

Lucas Indiel Equivalente / Replace

Composição / Composition:

- 1 BC1-0041-00 (A=11,138 x B=16,60 x C=14,315 x D=23,685 x E=3,00)
- 1 BC1-0054-00 (A=12,080 x B=12,00 x C=15,125)

KT-0184-00 STD

SAIBA MAIS Aplicação / Application: **VOLKSWAGEN: Gol, Santana, Parati, Saveiro**

Valeo Equivalente / Replace

Composição / Composition:

- 1 BC1-0074-00 (A=18,015 x B=5,70 x C=22,115)
- 1 BC1-0103-00 (A=6,020 x B=6,90 x C=9,015)
- 1 BC1-0104-00 (A=6,025 x B=9,90 x C=10,00 x D=13,60 x E=1,90)
- 1 BC1-0150-00 (A=28,00 x B=15,90 x C=35,00)
- 1 AT-0001 10,1 X 7,2 X 1,49
- 1 AE-0002 12,9 X 8,25 X 4,5

KT-0185-00 STD

SAIBA MAIS Aplicação / Application: **VOLKSWAGEN: Santana, Gol, Parati**
Com Trava 11mm

Iskra Equivalente / Replace

Composição / Composition:

- 1 BC1-0006-02 (A=14,05 x B=19,00 x C=15,94)
- 1 BC1-0130-00 (A=19,04 x B=17,00 x C=23,02)
- 1 BC1-0131-00 (A=14,07 x B=19,00 x C=17,98)

KT-0186-00 STD

SAIBA MAIS Aplicação / Application: **NEW HOLLAND: TM 150**

Bosch Equivalente / Replace

Composição / Composition:

- 3 BC1-0093-00 (A=8,10 x B=10,30 x C=11,060)

KT-0187-00 STD

SAIBA MAIS Aplicação / Application: **HYUNDAI: HB-20, Veloster**

Mitsubishi Equivalente / Replace

Composição / Composition:

- 1 BC1-0037-00 (A=10,048 x B=10,00 x C=14,055)
- 1 BC1-0117-00 (A=19,115 x B=9,40 x C=21,300)
- 1 BC1-0118-00 (A=10,015 x B=11,90 x C=13,10 x D=16,60 x E=1,90)
- 1 BC1-0135-00 (A=10,00 x B=10,00 x C=14,10)

KT-0188-00 STD

SAIBA MAIS Aplicação / Application: **SUZUKI: Grand Vitara 4x4 (2012 →)**

Mitsubishi Equivalente / Replace

Composição / Composition:

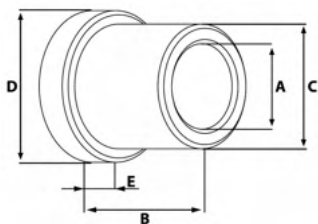

- 1 BC1-0051-00 (A=10,060 x B=10,00 x C=14,014)
- 1 BC1-0070-00 (A=7,040 x B=12,60 x C=12,020)
- 1 BC1-0118-00 (A=10,015 x B=11,90 x C=13,10 x D=16,60 x E=1,90)
- 1 BC1-0167-00 (A=17,50 x B=7,30 x C=20,80)


KT-0189-00 STD

SAIBA MAIS Aplicação / Application: **CHEVROLET: Captiva 2.4 16v 2009**

Legenda:

- A:** Diâmetro Interno / Internal Diameter
- B:** Altura / Height
- C:** Diâmetro Externo / External Diameter
- D:** Diâmetro Flange / Housing Diameter
- E:** Altura Flange / Housing Height


Bosch Equivalente / Replace

KT-0190-00 STD

SAIBA MAIS  **Aplicação / Application:** **FIAT:** Ducato, **CITROEN**

Bosch Equivalente / Replace

KT-0191-00 STD


SAIBA MAIS  **Aplicação / Application:** **TOYO-** TA: Corolla 2.0 03/08 AUT, **FIAT:** Argo 1.0, Mobi 1.0, Uno 1.0, Palio, Strada, Siena, Furgão, Fiorino, Doblo, Punto, **VOLKSWAGEN:** Gol II 2.0 Mi, Gol III 1.6 / 1.8 / 2.0 Mi, Gol GTI, Parati II 2.0i, Passat 1.6 / 1.8 / 2.0 / Variant, **AUDI:** 80 2.0, 100 1.6 / 2.0, 200 1.6 / 1.8 / 2.0, A4 1.6 / 1.8, A6 1.8 / 2.0, Cabriolet 1.8 / 2.0,

Bosch / Valeo Equivalente / Replace

KT-0192-00 STD

SAIBA MAIS  **Aplicação / Application:** **PEU-** GEOT, **NISSAN:** Frontier, **CHEVROLET-GM:** Omega, Blazer, **MERCEDES BENZ:** Sprinter, **FIAT:** Ducato, **RENAULT:** Laguna, **VOLKSWAGEN:** Up, Fox, Gol rallye, Saveiro


Coupe 2.0, **VOLVO:** S40 1.6 16V (1997-2004), S40 1.8 16V (1995-1999), S40 1.9 T4 (1997-2004), S40 2.0 T 16V (1995-2004), V40 1.6 16V (1997-2004), V40 1.8 16V (1995-1999), V40 2.0 16V (1999-2004), V40 2.0 T4, **SKODA:** Superb 1.8 T (2001-2008), Superb 2.0 (2001-2008), **FORD:** Transit 2.2 TDCi (2011->), Transit 2.2 TDCi 4x4 (2011-2014), Transit 2.2 TDCi RWD (2011-2014), Transit FT 2.2 TDCi 4X4 (2014->), Transit FT 2.2 TDCi RWD (2014->)

Bosch Equivalente / Replace

KT-0193-00 STD

SAIBA MAIS  **Aplicação / Application:** **IVE-** CO: EuroCargo 75 E12 / E13 / E14 / E15 / E17 / E18, EuroCargo 80 E15 / E17 / E18 / E21, EuroCargo 90 E17 / E18 / E21, EuroCargo 100 E17 / E18 / E21, EuroCargo 120 E17, EuroCargo 140 E18 / E24, EuroCargo 150 E24 / E28, EuroCargo 180 E21 / E24 / E28, Eurocargo 24v


Bosch Equivalente / Replace

KT-0194-00 STD

SAIBA MAIS  **Aplicação / Application:** **FORD:** F-250, F-350

Delco Remy Equivalente / Replace

KT-0195-00 STD

SAIBA MAIS  **Aplicação / Application:** **CA-** TERPILLAR: D-6,


Bosch Equivalente / Replace


KT-0196-00 STD


SAIBA MAIS  **Aplicação / Application:** **VOLKSWAGEN, VOLVO, FORD:** Cargo, **IVECO:** Eurocargo

Bosch / Iskra Equivalente / Replace

KT-0197-00 STD

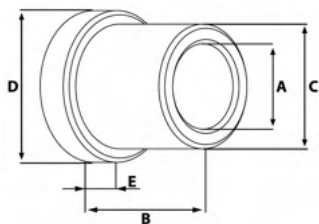
SAIBA MAIS  **Aplicação / Application:** **FORD:** Caminhões Cargo Eletrônico 2010 24v

Bosch Equivalente / Replace

KT-0198-00 STD

SAIBA MAIS  **Aplicação / Application:** **CHEVROLET:** Onix, Prisma 2013

Legenda:

- A:** Diâmetro Interno / Internal Diameter
- B:** Altura / Height
- C:** Diâmetro Externo / External Diameter
- D:** Diâmetro Flange / Housing Diameter
- E:** Altura Flange / Housing Height



Iskra Equivalente / Replace

Composição / Composition:
 1 BC1-0071-00 (A=8,02 x B=9,9 x C=11,06)
 1 BC1-0131-00 (A=14,07 x B=19,00 x C=17,98)
 1 BC1-0168-00 (A=22,005 x B=9,9 x C=27,81)
 1 ROL 6001 2RSC3

KT-0199-00 STD

Aplicação / Application: VAL-TRA: BH 180 moderno

Bosch Equivalente / Replace

Composição / Composition:
 3 BC1-0080-00 (A=6,020 x B=10,00 x C=10,015)

KT-0200-00 STD

Aplicação / Application: FIAT: Doblo, Strada, Stilo, **CHEVROLET-GM:** Zafira, **MERCEDES BENZ:** Sprinter CDI 210 / 316 / 416 / 616

Bosch Equivalente / Replace

Composição / Composition:
 1 BC1-0002-00 (A=12,548 x B=10,00 x C=16,555)
 1 BC1-0051-00 (A=10,060 x B=10,00 x C=14,014)

KT-0201-00 STD

Aplicação / Application: FORD: Fiesta, Courier, Escort Zetec 16v

Bosch Equivalente / Replace

Composição / Composition:
 1 BC1-0021-00 (A=11,998 x B=18,50 x C=14,988)
 1 BC1-0045-00 (A=18,015 x B=6,50 x C=22,115)
 1 BC1-0093-00 (A=8,10 x B=10,30 x C=11,060)
 1 BC1-0107-00 (A=10,015 x B=9,90 x C=16,01)

KT-0202-00 STD

Aplicação / Application: FORD: F-250, F-350, F-4000, **CUMMINS**

Bosch Equivalente / Replace

Composição / Composition:
 3 BC1-0169-00 (A=6,13 x B=8,15 x C=10,01)

KT-0203-00 STD

Aplicação / Application: CHEVROLET-GM: Astra, Omega, Zafira, Vectra **FORD:** Ka, Fiesta, Courier, Mondeo **DODGE:** Volare

Nipodenso Equivalente / Replace

Composição / Composition:
 3 BC1-0174-00 (A=6,050 x B=7,10 x C=8,510)

KT-0204-00 STD

Aplicação / Application: TOYOTA: Corolla 1.6/1.8 (até 2008)

Bosch Equivalente / Replace

Composição / Composition:
 1 BC1-0009-00 (A=12,548 x B=11,40 x C=16,555)
 1 RMP-0026 HK-1010

KT-0205-00 STD

Aplicação / Application: FIAT: Palio, Siena, Strada

Delco Remy Equivalente / Replace

Composição / Composition:
 1 BC1-0072-00 (A=7,040 x B=7,00 x C=12,020)
 1 BC1-0115-00 (A=22,260 x B=5,40 x C=26,910)
 1 BC1-0116-00 (A=6,025 x B=11,50 x C=8,80 x D=16,60 x E=1,90)
 1 RMP-0035 HK-1212

KT-0206-00 STD

Aplicação / Application: FIAT: Bravo, Linea, Doblo, Stilo, Palio, **CHEVROLET-GM:** Astra, Zafira, Meriva com rolamento

Denso Equivalente / Replace

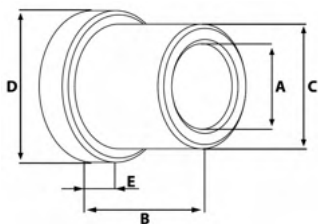
Composição / Composition:
 1 BC1-0125-00 (A=7,040 x B=8,00 x C=10,015)
 1 BC1-0175-00 (A=15,070 x B=11,00 x C=18,420)
 1 BC1-0176-00 (A=11,060 x B=10,00 x C=14,710)
 1 BC1-0177-00 (A=7,050 x B=11,100 x C=9,510)

KT-0207-00 STD


Aplicação / Application: TOYOTA: Corolla, Etios, **FIAT:** Panda 1.3 (2012->), **HONDA:** Accord 2.0 (2008->), Civic 1.6 (2005->), Civic 1.8 (2005-2010), Civic 2.0 (2008), CR-V 2.0 (2007->), FR-V 1.8 (2007->)

Legenda:

- A:** Diâmetro Interno / Internal Diameter
- B:** Altura / Height
- C:** Diâmetro Externo / External Diameter
- D:** Diâmetro Flange / Housing Diameter
- E:** Altura Flange / Housing Height



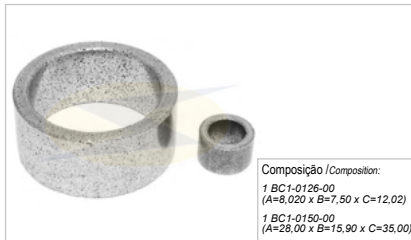
Wapsa Equivalente / Replace



KT-0209-00 STD

Aplicação / Application: **AGRA-LE, MASSEY FERGUNSON:** M790, MF 50x

Bosch Equivalente / Replace



KT-0208-00 STD

Aplicação / Application: **VOLKS-VAGEN:** CrossFox 1.6, Fox 1.0 / 1.6, Gol V 1.0 / 1.6, Gol VI 1.0 / 1.6, Golf IV 1.6 / 1.6, Polo 1.6 / 1.6, Saveiro V 1.6 (G5), SpaceCross 1.6, SpaceFox 1.6, Voyage 1.0 / 1.6


Iskra Equivalente / Replace



KT-0211-00 STD

Aplicação / Application: **CASE:** 110, 130, 68, 75, 78, 75, **LAN-DINI ATLAS:** 75, **MASSEY:** AA550, AA660, MF200, MF2600, MF3065, MF34, MF38, MF383, MF400, MF400X, MF4200, MF500, SR2065, SR2075, SR2085, SR3045, SR3065, URSUS C-330M, 335, C-360,

Iskra Equivalente / Replace



KT-0210-00 STD

Aplicação / Application: **VOLARE, AGCO:** Tratores, **MASSEY FERGUNSON:** 200, 265, 283, 290, 292, 293, 4265, 4275, 4283, 4290, MX720, MX750

Prestolite Equivalente / Replace



KT-0213-00 STD

Aplicação / Application: **PRES-TOLITE, YALLE, AGRALLE,** Empilhadeira **CLARCK, FORD:** Ranger, **CHEVROLET-GM:** Silverado, Blazer, S-10, Astra, Vectra Até 2001, **AUDI:** Audi A3, **VOLKSWAGEN:** Golf Tsi, BMW: 530i 3.0 (1992-1995), 530i Touring 3.0 (1992-1996), 535i 3.5 (1996-2003), 540i 4.0 (1992-1995),

VALTRA: BH-180, BM-100, 255, 355, 3655, 455, 465, 504, 565, 604, 6100, 6300, 6400, 6600, 6655, 6750, 6800, 6850, 800, 8000, 805, 805-4, 8050, 8150, 8450, 8100, 8200, 8400, 8350, 8400, 8450, 8550, 8550, 8750, 865, 8950, 900, C100, C15, C20, C200, MEGA 8050, 8150, 8550, 8750, ZETOR 4712.

540i 4.4 (1996-2003), 540i 4.0 Touring (1993-1996), 540i Touring 4.4 (1997-2004), 730i/iL 3.0 (1991-1996), 735i/iL 3.5 (1994-2001), 740i/iL 4.0 (1991-1996), 740i/iL 4.4 (1996-2001), 840Ci 4.4 (1994-1999), 840i 4.0 (1993-1996), M5 5.0 (1998-2003), X5 4.4 i (1999-2003), X5 4.5 is (2002-2003), Z8 5.0 (2000-2003), **PEUGEOT:** 308, 408, **CITROEN:** C4 Lounge

Bosch Equivalente / Replace



KT-0212-00 STD

Aplicação / Application: **SCANIA:** Moderno com redução


Bosch Equivalente / Replace



KT-0214-00 STD

Aplicação / Application: **MBB:** Sprinter 311 CDI / 415 CDI / 515 CDI (2011->)

Bosch Equivalente / Replace



KT-0215-00 STD

Aplicação / Application: **FIAT:** Uno vivace, Palio 1.4 fire

Bosch Equivalente / Replace

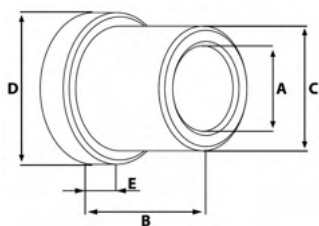


KT-0216-00 STD

Aplicação / Application: **FIAT:** Palio, Siena fire 2012

Legenda:

- A:** Diâmetro Interno / Internal Diameter
- B:** Altura / Height
- C:** Diâmetro Externo / External Diameter
- D:** Diâmetro Flange / Housing Diameter
- E:** Altura Flange / Housing Height



Bosch Equivalente / Replace

Composição / Composition:
 1 BC1-0105-00 (A=8,020 x B=7,90 x C=11,800)
 1 BC1-0127-00 (A=9,040 x B=10,00 x C=13,04)

KT-0219-00 STD

SAIBA MAIS **Aplicação / Application:** **RENAULT:** Fluence, Logan, Symbol, **FIAT:** Doblo, Ideia, Marea, Linea

Bosch Equivalente / Replace

Composição / Composition:
 3 BC1-0075-00 (A=6,020 x B=8,30 x C=10,015)

KT-0220-00 STD

SAIBA MAIS **Aplicação / Application:** **MERCEDES BENZ, NISSAN, CHEVROLET- GM:** Astra, Blazer, S-10, **DODGE:** Dakota, **TOYOTA:** Hilux Sw4, **FORD:** Focus 1.6/2.0 (2013-2018), Ranger, Explorer, F1.000, Mondeo, Escort, Edge 3.5 V6 (2009-2013), Taurus 2.0/3.5 (2010-2017), **AGRALE:** 4100

Ford Equivalente / Replace

Composição / Composition:
 1 BC1-0037-00 (A=10,048 x B=10,00 x C=14,055)
 1 BC1-0119-00 (A=10,015 x B=11,90 x C=13,10 x D=16,60 x E=1,90)
 1 BC1-0126-00 (A=8,020 x B=7,50 x C=12,02)
 1 BC1-0171-00 (A=17,50 x B=8,90 x C=23,00)

KT-0221-00 STD

SAIBA MAIS **Aplicação / Application:** **FORD:** Fusion 2006 aut.

Bosch Equivalente / Replace

Composição / Composition:
 1 BC1-0172-00 (A=14,40 x B=10,50 x C=16,510)
 1 RMP-0026 HK-1010

KT-0222-00 STD

SAIBA MAIS **Aplicação / Application:** **FORD:** Fiesta, Courier, Escort Zetec

Delco Equivalente / Replace

Composição / Composition:
 3 BC1-0173-00 (A=6,090 x B=11,00 x C=8,760)

KT-0223-00 STD

SAIBA MAIS **Aplicação / Application:** **CHEVROLET-GM:** Astra, Vectra, Blazer

Yuchai Equivalente / Replace

Composição / Composition:
 1 BC1-0037-00 (A=10,048 x B=10,00 x C=14,055)
 1 BC1-0087-00 (A=22,115 x B=8,90 x C=28,075)
 1 RMP-0002 629 2RS
 1 RMP-0037 6905 RS

KT-0224-00 STD

SAIBA MAIS **Aplicação / Application:** **YUCHAI:** Mini Retro escavadeira 24V

Ford Equivalente / Replace

Composição / Composition:
 1 BC1-0045-00 (A=18,015 x B=6,50 x C=22,115)
 2 BC1-0102-02 (A=6,905 x B=9,90 x C=12,020)
 1 BC1-0191-00 (A=12,50 x B=12,00 x C=16,01)

KT-0225-00 STD

SAIBA MAIS **Aplicação / Application:** **FORD:** Fusion Titanium 2.0

Lucas Indiel Equivalente / Replace

Composição / Composition:
 1 BC1-0041-00 (A=11,138 x B=16,60 x C=14,315 x D=23,685 x E=3,0)
 1 BC1-0054-00 (A=12,080 x B=12,00 x C=15,125)

KT-0228-00 STD

SAIBA MAIS **Aplicação / Application:** **FORD:** F-1000

Valeo Equivalente / Replace

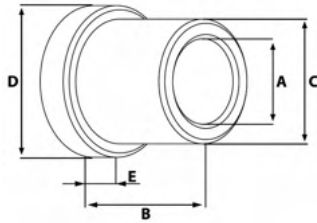
Composição / Composition:
 1 BC1-0039-00 (A=8,100 x B=8,00 x C=11,06)
 1 BC1-0051-00 (A=10,060 x B=10,00 x C=14,014)
 1 BC1-0039-02 (A=7,970 x B=8,00 x C=11,06)
 1 BC1-0051-02 (A=9,933 x B=10,00 x C=14,014)

KT-0231-00 STD
KT-0231-02 2X

SAIBA MAIS **Aplicação / Application:** **CITROEN, PEUGEOT, RENAULT**

Legenda:

- A:** Diâmetro Interno / Internal Diameter
- B:** Altura / Height
- C:** Diâmetro Externo / External Diameter
- D:** Diâmetro Flange / Housing Diameter
- E:** Altura Flange / Housing Height


Bosch Equivalente / Replace


Composição / Composition:
 3 BC1-0096-00
 (A=8,100 x B=10,40 x C=11,97)
 1 BC1-0126-00
 (A=8,020 x B=7,50 x C=12,02)

KT-0232-00 STD



Aplicação / Application: SCA-NIA: Com redução

Mitsubishi Equivalente / Replace


Composição / Composition:
 1 BC1-0028-00
 (A=12,088 x B=13,90 x C=14,107)
 1 BC1-0038-00
 (A=12,095 x B=5,40 x C=15,595)
 1 BC1-0039-00
 (A=8,100 x B=8,00 x C=11,06)
 1 BC1-0045-00
 (A=18,015 x B=6,50 x C=22,115)

KT-0234-00 STD


Aplicação / Application: MAZDA, MITSUBISHI

Prestolite Equivalente / Replace


Composição / Composition:
 1 Rol. 6005 2RS C3
 1 Rol. 608 2RS
 1 Rol. 6004 2RS C3
 1 Rol. 6905 RS

KT-0235-00 STD


Aplicação / Application: GMC: Caminhão 7110

Valeo Equivalente / Replace


Composição / Composition:
 1 BC1-0045-00
 (A=18,015 x B=6,50 x C=22,115)
 1 BC1-0103-00
 (A=6,020 x B=6,90 x C=9,015)
 1 BC1-0104-00
 (A=8,025 x B=9,90 x C=10,00 x D=13,60 x E=1,90)
 1 Rol. RMP-0026 HK-1010

KT-0236-00 STD


Aplicação / Application: RE-NAULT: Com rolamento

Delco Remy Equivalente / Replace


Composição / Composition:
 2 BC1-0037-00
 (A=10,048 x B=10,00 x C=14,055)

KT-0237-00 STD



Aplicação / Application: ASIA: Towner antiga

Valeo Equivalente / Replace


Composição / Composition:
 1 BC1-0119-00
 (A=9,025 x B=10,90 x C=11,10)
 1 Rol. RMP-0026 HK-1010

KT-0238-00 STD



Aplicação / Application: CHEVROLET-GM: Celta, Corsa joy com rolamento

Mitsubishi Equivalente / Replace


Composição / Composition:
 1 BC1-0037-00
 (A=10,048 x B=10,00 x C=14,055)
 1 BC1-0118-00
 (A=10,015 x B=11,90 x C=13,10 x D=16,60 x E=1,90)
 1 BC1-0120-00
 (A=17,815 x B=8,90 x C=22,415)
 1 BC1-0126-00
 (A=8,020 x B=7,50 x C=12,020)

KT-0240-00 STD


Aplicação / Application: HYUNDAI: Sonata, Tucson, Elantra,
CHEVROLET-GM: Blazer, **MITSUBISHI:** Pajero **CRYSLER, YALE, CLARK, CATERPILLAR**

Bosch Equivalente / Replace


Composição / Composition:
 1 BC1-0105-00
 (A=8,020 x B=7,90 x C=11,80)
 1 BC1-0150-00
 (A=28,00 x B=15,90 x C=35,00)

KT-0241-00 STD


Aplicação / Application: VOLKSWAGEN: Kombi moderna sem fochino

Delco Remy Equivalente / Replace

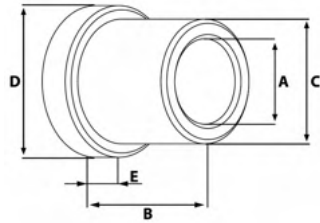

Composição / Composition:
 1 BC1-0087-00
 (A=22,115 x B=8,90 x C=28,075)
 1 RMP-0007 / Rol. 6200 2RS C3
 1 RMP-0026 HK-1010
 1 RMP-0032 / ROL.6204 RS C-3

KT-0242-00 STD


Aplicação / Application: MERCEDES-BENZ: Moderno 24v 29MT com rolamento

Legenda:

- A:** Diâmetro Interno / Internal Diameter
- B:** Altura / Height
- C:** Diâmetro Externo / External Diameter
- D:** Diâmetro Flange / Housing Diameter
- E:** Altura Flange / Housing Height



Iskra Equivalente / Replace



Composição / Composition:
 1 BC1-0023-00 (A=14,325 x B=19,00 x C=17,988)
 1 BC1-0039-00 (A=8,100 x B=8,00 x C=11,06)
 1 BC1-0152-00 (A=22,02 x B=9,00 x C=27,04)
 1 Rol. RMP-0014 6001 RSC3


KT-0243-00 STD



Aplicação / Application: **CHALLENGER:** Colheitadeira 652C / 660B / 670B / 672C, Pulverizador (gafanhoto) RoGator RG635B / RG645B / RG655B / RG1100 / RG1300, Trator TerraGator TG845, Trator de esteiras, **BOBCAT:** Mini pá carregadeira 975, **CASE:** Tratores, **JOHN DEERE:** Colheitadeiras,


Retroescavadeira, Tratores, **KOMATSU:** Retroescavadeira WB97S-5, **MAN:** Caminhões, Ônibus, **MASSEY FERGUSON:** Tratores, **MERCEDES BENZ:** Atego Vario, Ônibus 0520 (Cito) / 0530 (Citaro), **NEW HOLLAND:** Colheitadeiras, Tratores, **VALMET:** Tratores, **VALTRA:** Tratores, **ZETOR:** Tratores, **CATERPILLAR:** Máquinas Challenger diversas, **VOLKSWAGEN:** Caminhão com redução, **VOLVO:** Caminhão com redução

Bosch Equivalente / Replace




Composição / Composition:
 1 BC1-0002-00 (A=12,548 x B=10,00 x C=16,555)
 1 BC1-0003-00 (A=26,385 x B=11,00 x C=32,260)

KT-0244-00 STD




Aplicação / Application: **VOLKSWAGEN:** Golf, Bora, Jetta

Motorcraft Equivalente / Replace




Composição / Composition:
 1 BC1-0051-00 (A=10,060 x B=10,00 x C=14,014)
 1 BC1-0063-00 (A=18,015 x B=8,00 x C=22,115)
 1 BC1-0096-00 (A=8,100 x B=10,40 x C=11,97)
 1 BC1-0156-00 (A=12,00 x B=12,00 x C=15,30)

KT-0245-00 STD




Aplicação / Application: **FORD:** Ranger V6 automatica

Valeo Equivalente / Replace




Composição / Composition:
 2 BC1-0051-00 (A=10,060 x B=10,00 x C=14,014)
 1 BC1-0124-00 (A=20,01 x B=5,00 x C=24,05)
 1 BC1-0125-00 (A=7,040 x B=8,00 x C=10,015)

KT-0246-00 STD




Aplicação / Application: **MERCEDES-BENZ:** Sprinter cdi

Bosch Equivalente / Replace



Composição / Composition:
 1 BC1-0039-00 (A=8,100 x B=8,00 x C=11,06)
 1 BC1-0061-00 (A=12,070 x B=14,90 x C=15,10 x D=19,90 x E=1,40)
 1 BC1-0062-00 (A=10,050 x B=14,80 x C=16,550 x D=18,700 x E=1,50)
 1 BC1-0063-00 (A=18,015 x B=8,00 x C=22,115)

KT-0247-00 STD




Aplicação / Application: **IVECO:** Caminhão

Bosch Equivalente / Replace




Composição / Composition:
 1 BC1-0039-00 (A=8,100 x B=8,00 x C=11,06)
 1 BC1-0062-00 (A=10,050 x B=14,80 x C=16,550 x D=18,700 x E=1,50)
 1 BC1-0063-00 (A=18,015 x B=8,00 x C=22,115)
 1 RMP-0025 HK 1210

KT-0248-00 STD




Aplicação / Application: **MERCEDES-BENZ:** 180D com rolamento

Bosch Equivalente / Replace



Composição / Composition:
 1 BC1-0096-00 (A=8,100 x B=10,40 x C=11,97)
 3 BC1-0126-00 (A=8,020 x B=7,50 x C=12,02)

KT-0249-00 STD




Aplicação / Application: **YUCHAI:** Retroescavadeira

Bosch Equivalente / Replace



Composição / Composition:
 1 BC1-0009-00 (A=12,548 x B=11,40 x C=16,555)
 1 BC1-0055-00 (A=8,00 x B=10,80 x C=10,990)
 1 BC1-0063-00 (A=18,015 x B=8,00 x C=22,115)
 1 BC1-0187-00 (A=12,060 x B=14,00 x C=14,72)

KT-0251-00 STD




Aplicação / Application: **CHEVROLET-GM:** Omega V6 3.8 (1999-2004)

Mitsubishi Equivalente / Replace



Composição / Composition:
 1 BC1-0037-00 (A=10,048 x B=10,00 x C=14,055)
 1 RMP-0039 BK-1212

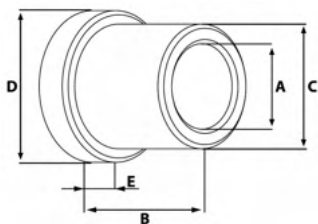
KT-0252-00 STD



Aplicação / Application: **CLARK / YALE:** Empilhadeira com rolamento

Legenda:

- A:** Diâmetro Interno / Internal Diameter
- B:** Altura / Height
- C:** Diâmetro Externo / External Diameter
- D:** Diâmetro Flange / Housing Diameter
- E:** Altura Flange / Housing Height



Mitsubishi Equivalente / Replace

Composição / Composition:

- 1 BC1-0037-00 (A=10,048 x B=10,00 x C=14,055)
- 1 BC1-0118-00 (A=10,015 x B=11,90 x C=13,10 x D=16,60 x E=1,90)
- 1 BC1-0158-00 (A=17,55 x B=6,00 x C=21,00)
- 1 BC1-0188-00 (A=8,060 x B=8,00 x C=13,010)

KT-0253-00 STD

SAIBAMAIS Aplicação / Application: **MIT-SUBISHI:** Pajero TR4

Hitachi Equivalente / Replace

Composição / Composition:

- 1 BC1-0045-00 (A=18,01 x B=6,90 x C=22,11)
- 1 BC1-0146-00 (A=12,05 x B=6,00 x C=16,01)
- 1 BC1-0189-00 (A=12,56 x B=14,95 x C=16,01)
- 1 BC1-0190-00 (A=6,75 x B=6,00 x C=11,01)

KT-0254-00 STD

SAIBAMAIS Aplicação / Application: **NIS-SAN:** Livina, Sentra, Tida, RE-NAULT: Fluence

Bright Equivalente / Replace

Composição / Composition:

- 1 BC1-0191-00 (A=12,50 x B=12,00 x C=16,01)
- 1 BC1-0151-00 (A=11,04 x B=13,90 x C=13,67)

KT-0255-00 STD

SAIBAMAIS Aplicação / Application: **TOW-NER, EFFA, CHANA** (Moderno)

Bosch Equivalente / Replace

Composição / Composition:

- 1 BC1-0039-00 (A=8,100 x B=8,00 x C=11,06)
- 1 BC1-0063-00 (A=18,015 x B=8,00 x C=22,115)
- 1 BC1-0107-00 (A=10,015 x B=9,90 x C=16,01)
- 1 RMP-0040 HK-121814

KT-0256-00 STD

SAIBAMAIS Aplicação / Application: **IVECO, PEUGEOT, CITROEN, FIAT:** Ducato

Bosch Equivalente / Replace

Composição / Composition:

- 3 Rol. RMP-0041 HK-0812

KT-0257-00 STD

SAIBAMAIS Aplicação / Application: **MERCEDES-BENZ:** Moderno

Iskra Equivalente / Replace

Composição / Composition:

- 1 BC1-0043-00 (A=19,013 x B=12,90 x C=23,025)
- 1 BC1-0109-00 (A=12,820 x B=19,15 x C=16,51)
- 1 BC1-0192-00 (A=14,05 x B=10,90 x C=20,16)

KT-0258-00 STD

SAIBAMAIS Aplicação / Application: **NEW HOLLAND:** TC-59

Bosch Equivalente / Replace

Composição / Composition:

- 1 BC1-0037-00 (A=10,048 x B=10,00 x C=14,055)
- 1 BC1-0039-00 (A=8,100 x B=8,00 x C=11,06)
- 1 BC1-0045-00 (A=18,015 x B=6,50 x C=22,115)
- 1 BC1-0191-00 (A=12,50 x B=12,00 x C=16,01)

KT-0259-00 STD

SAIBAMAIS Aplicação / Application: **FIAT:** Ducato Multjet, **CITROEN:** Jumper, **PEUGEOT:** Boxer

Mitsubishi Equivalente / Replace

Composição / Composition:

- 2 BC1-0037-00 (A=10,048 x B=10,00 x C=14,055)
- 1 BC1-0118-00 (A=10,015 x B=11,90 x C=13,10 x D=16,60 x E=1,90)
- 1 BC1-0194-00 (A=19,00 x B=6,00 x C=23,00)

KT-0261-00 STD

SAIBAMAIS Aplicação / Application: **JEEP:** Cherokee, **CHEVROLET-GM:** S10, Blazer, **TROLLER:** T4, **MITSUBISHI:** TR4

Mitsubishi Equivalente / Replace

Composição / Composition:

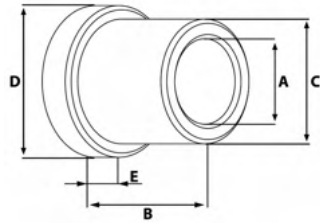
- 1 BC1-0079-00 (A=10,044 x B=12,50 x C=14,014)
- 1 BC1-0196-00 (A=12,050 x B=13,00 x C=16,03 x D=19,50 x E=2,00)

KT-0263-00 STD

SAIBAMAIS Aplicação / Application: **HYS-TER:** Empilhadeiras

Legenda:

- A:** Diâmetro Interno / Internal Diameter
- B:** Altura / Height
- C:** Diâmetro Externo / External Diameter
- D:** Diâmetro Flange / Housing Diameter
- E:** Altura Flange / Housing Height



Valeo Equivalente / Replace

Composição / Composition:
 1 BC1-0103-00 (A=6,020 x B=6,90 x C=9,015)
 1 BC1-0104-00 (A=6,025 x B=9,90 x C=10,00 x D=13,50 x E=1,90)
 1 BC1-0191-00 (A=12,50 x B=12,00 x C=16,01)
 1 BC1-0197-00 (A=14,00 x B=5,50 x C=18,00)

KT-0264-00 STD

Aplicação / Application: **CI-TROEN:** Picasso 1.6/2.0, C3, C4, **PEUGEOT:** 206, 306,307, **RENAULT:** Clio

Iskra Equivalente / Replace

Composição / Composition:
 1 BC1-0001-00 (A=12,764 x B=18,70 x C=15,964)
 1 BC1-0043-00 (A=19,013 x B=12,90 x C=23,025)
 1 BC1-0192-00 (A=14,05 x B=10,90 x C=20,16)

KT-0266-00 STD

Aplicação / Application: **MAS-SEY-FERGUSON:** 275, 291, 297, 299 / **PERKINS** (33 Laminas)

Mitsubishi Equivalente / Replace

Composição / Composition:
 1 BC1-0052-00 (A=10,050 x B=14,00 x C=14,014)
 1 BC1-0191-00 (A=12,50 x B=12,00 x C=16,01)

KT-0267-00 STD

Aplicação / Application: **HYS-TER:** Empilhadeira/Forklift, **SUZUKI:** Jimny, Vitara

Bosch Equivalente / Replace

Composição / Composition:
 1 BC1-0039-00 (A=8,10 x B=8,00 x C=11,06)
 1 BC1-0063-00 (A=18,015 x B=8,00 x C=22,115)
 1 BC1-0107-00 (A=10,015 x B=9,90 x C=16,01)
 1 RMP-0039 BK-1212

KT-0268-00 STD

Aplicação / Application: **FORD:** F-250 c/ MWM 6 cil. **MERCE-DES-BENZ:** Sprinter **VOLARE**

Valeo Equivalente / Replace

Composição / Composition:
 1 BC1-0051-00 (A=10,050 x B=10,00 x C=14,014)
 1 BC1-0199-00 (A=8,050 x B=10,150 x C=11,020 x D=16,00 x E=2,00)

KT-0269-00 STD

Aplicação / Application: **PEU-GOT:** 206, **NISSAN:** March 1.0 (2012>), **RENAULT:** Clio 1.0 (1999-2016), Logan 1.0 (2007-2015), Sandero 1.0 (2007-2015), **FORD:** Courier (1999-2013), Ecosport (2003-2012), Escort (2000-2002), Fiesta (1999-2013)

Mitsubishi Equivalente / Replace

Composição / Composition:
 1 BC1-0002-00 (A=12,54 x B=10,00 x C=16,55)
 1 RMP-0044

KT-0270-00 STD

Aplicação / Application: **VW:** Bora, Golf, Lupo, New Beetle, Polo, **SKODA:** Fabia, **SEAT:** Ibiza, **AUDI:** A2

Mitsubishi Equivalente / Replace

Composição / Composition:
 1 BC1-0051-00 (A=10,050 x B=10,00 x C=14,014)
 1 BC1-0118-00 (A=10,015 x B=11,90 x C=13,10 x D=16,60 x E=1,90)
 1 BC1-0158-00 (A=17,55 x B=6,00 x C=21,00)
 1 BC1-0188-00 (A=8,050 x B=8,00 x C=13,010)

KT-0271-00 STD

Aplicação / Application: **CHE-VROLET-GM:** Tracker, **SUZUKI:** Vitara 2.0

Valeo Equivalente / Replace

Composição / Composition:
 1 BC1-0051-00 (A=10,050 x B=10,00 x C=14,014)
 1 BC1-0124-00 (A=20,01 x B=5,00 x C=24,05)
 1 BC1-0162-00 (A=8,00 x B=9,90 x C=12,50)
 1 BC1-0169-00 (A=6,13 x B=8,15 x C=10,01)

KT-0273-00 STD

Aplicação / Application: **RE-NAULT:** Trafic

Bosch Equivalente / Replace

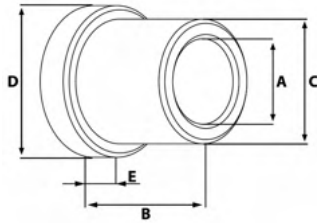

Composição / Composition:
 1 BC1-0162-00 (A=8,00 x B=9,90 x C=12,50)
 1 BC1-0191-00 (A=12,50 x B=12,00 x C=16,01)


KT-0274-00 STD

Aplicação / Application: **FORD:** Fiesta, KA, Courier (Endure)

Legenda:


- A:** Diâmetro Interno / Internal Diameter
- B:** Altura / Height
- C:** Diâmetro Externo / External Diameter
- D:** Diâmetro Flange / Housing Diameter
- E:** Altura Flange / Housing Height



Valeo Equivalente / Replace

KT-0275-00 STD


SAIBA MAIS  **Aplicação / Application: MERCEDES-BENZ: Classe A (caixa de direção)**

Valeo Equivalente / Replace

KT-0276-00 STD

SAIBA MAIS  **Aplicação / Application: PEUGEOT: 206, RENAULT: Clio, Sandero, Logan, NISSAN: March**

Valeo Equivalente / Replace

KT-0277-00 STD

SAIBA MAIS  **Aplicação / Application: GM: S10 2.8 Diesel (2011-2014), TrailBlazer (2013)**


Delco Remy Equivalente / Replace


KT-0279-00 STD


SAIBA MAIS  **Aplicação / Application: MERCEDES-BENZ: 29MT, VOLKSWAGEN: Constellation, Agrale**

Iskra Equivalente / Replace

KT-0280-00 STD


SAIBA MAIS  **Aplicação / Application: VOLKSWAGEN: Caminhão Cargo sem focinho, CASE MAGNUM, NEW HOLLAND, ISKRA**


Bosch Equivalente / Replace

KT-0281-00 STD


SAIBA MAIS  **Aplicação / Application: MERCEDES-BENZ: 180D**


Bosch Equivalente / Replace


KT-0282-00 STD

SAIBA MAIS  **Aplicação / Application: TOYOTA: Hilux, MITSUBISHI: L200 com rolamento**

Bosch Equivalente / Replace

KT-0283-00 STD

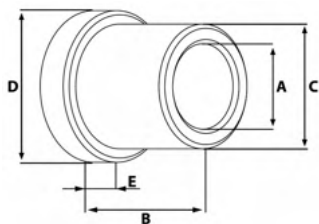
SAIBA MAIS  **Aplicação / Application: NEW HOLLAND, JOHN DEERE, CASE**

Mitsubishi Equivalente / Replace

KT-0284-00 STD

SAIBA MAIS  **Aplicação / Application: YALE: Empilhadeira, HISTER: Empilhadeira XM, MITSUBISHI**

Legenda:

- A:** Diâmetro Interno / Internal Diameter
- B:** Altura / Height
- C:** Diâmetro Externo / External Diameter
- D:** Diâmetro Flange / Housing Diameter
- E:** Altura Flange / Housing Height



Bosch Equivalente / Replace

Composição / Composition:

- 1 BC-0037-00 (A=10,048 x B=10,00 x C=14,055)
- 1 BC-0055-00 (A=8,00 x B=10,80 x C=10,99)
- 1 BC-0063-00 (A=18,015 x B=8,00 x C=22,115)
- 1 RMP-0026 HK-1010

KT-0285-00 STD

SAIBA MAIS **Aplicação / Application:** **RENAULT:** Com rolamento

Valeo Equivalente / Replace

Composição / Composition:

- 1 BC1-0037-00 (A=10,048 x B=10,00 x C=14,055)
- 1 BC1-0199-00 (A=8,050 x B=10,150 x C=11,020 x D=16,00 x E=2,00)

KT-0286-00 STD

SAIBA MAIS **Aplicação / Application:** **FORD:** Ecosport 2013, New Fiesta

Mitsubishi Equivalente / Replace

Composição / Composition:

- 1 BC-0037-00 (A=10,048 x B=10,00 x C=14,055)
- 1 BC-0154-00 (A=12,02 x B=14,90 x C=16,93)

KT-0287-00 STD

SAIBA MAIS **Aplicação / Application:** **YALE, CLARK, HYSTER**

Valeo Equivalente / Replace

Composição / Composition:

- 1 BC-0039-00 (A=8,10 x B=8,00 x C=11,06)
- 1 Rol. RMP-0026 HK-1010

KT-0289-00 STD

SAIBA MAIS **Aplicação / Application:** **CITROEN, RENAULT, PEUGEOT**

Bosch Equivalente / Replace

Composição / Composition:

- UF-6.602/3
- 1 BC1-0090-00 (A=10,060 x B=10,20 x C=11,48)
- 1 RMP-0011 / Rol. 608 2RS

KT-0290-00 STD

SAIBA MAIS **Aplicação / Application:** **Kit limpador de parabrisa com porta escovas 12v**
FIAT: Uno, **VOLKSWAGEN:** Gol

Bosch Equivalente / Replace

Composição / Composition:

- UF-6.602/3
- 2 BC1-0121-00 (A=10,015 x B=9,00 x C=13,040)
- 1 RMP-0038 6000 RSC3

KT-0291-00 STD

SAIBA MAIS **Aplicação / Application:** **Kit limpador de parabrisa com porta escovas 12v**
MERCEDES-BENZ: com rolamento

Bosch Equivalente / Replace

Composição / Composition:

- UF-6.601/3
- 3 BC1-0121-00 (A=10,015 x B=9,00 x C=13,040)

KT-0292-00 STD

SAIBA MAIS **Aplicação / Application:** **Kit limpador de parabrisa com porta escovas 12v**
MERCEDES-BENZ

Bosch Equivalente / Replace

Composição / Composition:

- UF-6.601/3
- 1 BC1-0121-00 (A=10,015 x B=9,00 x C=13,040)
- 1 RMP-0011 / Rol. 608 2RS

KT-0293-00 STD

SAIBA MAIS **Aplicação / Application:** **Kit limpador de parabrisa com porta escovas 12v**
MERCEDES-BENZ

Bosch Equivalente / Replace

Composição / Composition:

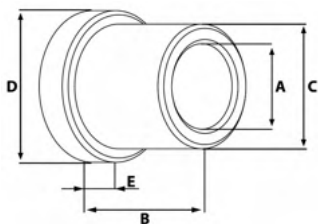
- UF-6.602/3
- 3 Buche BC1-0090-00 (A=10,060 x B=10,20 x C=11,48)
- 1 RMP-0011 / Rol. 608 2RS

KT-0294-00 STD

SAIBA MAIS **Aplicação / Application:** **Kit limpador de parabrisa com porta escovas 12v**
FIAT: Uno, **VOLKSWAGEN:** Gol

Legenda:

- A:** Diâmetro Interno / Internal Diameter
- B:** Altura / Height
- C:** Diâmetro Externo / External Diameter
- D:** Diâmetro Flange / Housing Diameter
- E:** Altura Flange / Housing Height



Arno Equivalente / Replace




KT-0295-00 STD

Aplicação / Application: Kit limpador de parabrisa com porta escovas 12v

CHEVROLET: Opala, D-20

Valeo Equivalente / Replace



KT-0296-00 STD

Aplicação / Application: CI-TROEN: C3, PEUGEOT: 206, 207 (Motor/Engine VALEO D7E23)

Comstar Equivalente / Replace



KT-0297-00 STD

Aplicação / Application: RE-NAULT: Duster, Logan, Sander

Comstar Equivalente / Replace



KT-0298-00 STD

Aplicação / Application: RE-NAULT: Duster, Logan, Sander

Bosch Equivalente / Replace



KT-0299-00 STD

Aplicação / Application: RE-NAULT: Clio 2.0 Sport, Duster 2.0 16V Hi-Flex / Hi-Flex 4x4, Espace 2.0 / Turbo, Fluence 2.0 GT, Laguna 2.0 Tce Grandtour / 2.0i 16V, Mégane 2.0 16V / Cabrio / Grandtour 16V, Scénic 2.0 16V / 2.0i 16V, Trafic 2.0, AUDI: A3 1.9 TDi (2008->), MBB: 200 1.8 CGI (2002->), C 160 1.8 Kompressor

Bosch Equivalente / Replace



KT-0300-00 STD

Aplicação / Application: RE-NAULT: Clio 2.0 Sport, Duster 2.0 16V Hi-Flex / Hi-Flex 4x4, Espace 2.0 / Turbo, Fluence 2.0 GT, Laguna 2.0 Tce Grandtour / 2.0i 16V, Mégane 2.0 16V / Cabrio / Grandtour 16V, Scénic 2.0 16V / 2.0i 16V, Trafic 2.0, TOYOTA: Corolla, AUDI: A3 1.9 TDi (2008->), MBB: 200 1.8 CGI (2002->), C 160 1.8 Kompressor

(2005->), C 180 1.6 Kompressor (2008->), C 180 1.8 CGI (2007->), C 180 1.8 Kompressor (2002-2007), C 200 1.8 CGI (2007->), C 200 1.8 CGI Kompressor (2002->), C 200 1.8 Kompressor (2002-2007), C 220 1.8 (2002->), C 230 1.8 Kompressor (2004->), C 250 1.8 CGI (2009->), CLC 160 1.6 (2009->), CLC 180 1.8 Kompressor (2008->), CLK 200 1.8 Kompressor (2006-2008), CLK 200 2.0 CGI Kompressor (2003->), E 200 1.8 CGI (2002-2009), E 200 1.8 Kompressor (2002-2006), E 200 1.8 NGT (2002->), E 250 1.8 CGI (2009->), SLK 200 1.8 Kompressor (2004->)

Bosch Equivalente / Replace



KT-0301-00 STD

Aplicação / Application: MERCEDES BENZ: Motores Start Stop Cl500, Cl63 5.5 Amg, Cls500 4.7, Cls500 4.7 Matic, Cls 63 5.5 Amg, S500 4.7 Cgi, S500 4.7 Cgi 4 Maic, S 63 5.5 Amg, Sl500 4.7

Bosch Equivalente / Replace



KT-0302-00 STD

Aplicação / Application: VOLKSWAGEN: Fox 1.0 Bluemotion (2013/2014), Up 1.0 Flex 2014

Delco Equivalente / Replace



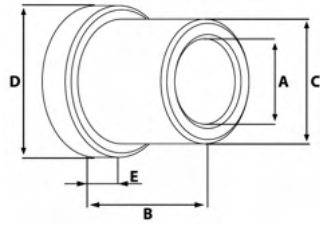
KT-0303-00 STD

Aplicação / Application: CHEVROLET-VOLVO-GM: Agile 1.0/1.4/1.6 (2009-2015), Celta 1.0/1.4/1.6 (2000-2015), Cobalt 1.0/1.4/1.6 (2011-2013), Corsa Classic 1.0/1.4/1.6 (2003-2015), Corsa 1.0/1.4/1.6 (1994-2014), Montana 1.0/1.4/1.6 (2007-2013), Novo Corsa 1.0/1.4/1.6 (2007-2014), Pick-up Corsa


1.0/1.4/1.6 (1995-2002), Prisma 1.0/1.4/1.6 (2006-2014), Onix 1.0 E 1.4 SPE/4

Legenda:

- A:** Diâmetro Interno / Internal Diameter
- B:** Altura / Height
- C:** Diâmetro Externo / External Diameter
- D:** Diâmetro Flange / Housing Diameter
- E:** Altura Flange / Housing Height



Bosch Equivalente / Replace




KT-0304-00 STD

Aplicação / Application: MERCEDES-BENZ: MOTORES START STOP CL500, CL63 5.5 AMG, CLS500, CLS 63 5.5 AMG, S500, S 63 5.5 AMG, SL500 4.7, SL 63 5.5 AMG, SLK55 5.5 AMG, 710, 709, 712, L 608 D, LO 608 D, L 708 E, LO 708 E, LO 809 / 812 / 814, 912, 914, 917, L 1114, L 1117, L 1118, LA 1113, LA 1117, LPO 1113, 1214 C, L 1214, L 1218,

L 1313, L 1313A, L 1314, L 1316, L 1316A, L 1317, L 1318, LA 1313, LS 1313A, L 1414, L 1418, L 1420, L 1513, L 1516, L 1517, L 1518, LA 1513, LS 1518, L 1614 / 18 / 20 / 21, 1714 K, 1718, 1718A, 1718 K, 1720, 1721 S, 1722 S, O 362, O 364, O 365, O 371, OF 1113 / 1114 / 1313 / 1115 / 1314 / 1315 / 1721 / 812, OH 1313 / 1314 / 1315 / 1315 G / 1316 / 1318 / 1420 / 1421 L / 1621 LE / 1621 LG / 1623 LG, 1620, 1621, **TOYOTA:** Bandeirante, **VOLKSWAGEN:** 12.170 BT, 13.170, 13.190, 14.170 BT, 15.170, 15.190, 16.170 BT, 16.200, 17.210, **FORD:** Cargo C 814 / 815 / 1215 / 1217 / 1415 / 1417 / 1421 / 1617 / 1621 / 1721, F 4000, **FIAT:** Uno, Mobi, Argo, **HONDA:** New Fit, New City (2015->), New Civic (2012->), CRV (2012->), **PORSCHE:** Panamera

Bosch Equivalente / Replace



KT-0305-00 STD

Aplicação / Application: MERCEDES-BENZ: MOTORES START STOP CL500, CL63, CLS500, CLS 63, S500, S 63, SL500, SL 63, SLK55, 710, 709, 712, L 608 D, LO 608 D, L 708 E, LO 708 E, LO 809 / 812 / 814, 912, 914, 917, L 1114, L 1117, L 1118, LA 1113, LA 1117, LPO 1113, 1214 C, L 1214, L 1218, L 1313, L 1313A, L 1314, L 1316, L 1316A, L 1317,

L 1318, LA 1313, LS 1313A, L 1414, L 1418, L 1420, L 1513, L 1516, L 1517, L 1518, LA 1513, LS 1518, L 1614, L 1618, L 1620, L 1621, 1714 K, 1718, 1718A, 1718 K, 1720, 1721 S, 1722 S, 1723, O 362, O 364, O 365, O 371, OF 1113 / 1114 / 1313 / 1115 / 1314 / 1315 / 1721 / 812, OH 1313 / 1314 / 1315 / 1315 G / 1316 / 1318 / 1420 / 1421 L / 1621 LE / 1621 LG / 1623 LG, 1620, 1621, **TOYOTA:** Bandeirante, **VOLKSWAGEN:** Golf, Passat, Polo, Tiguan, Touran, 12.170 BT, 13.170, 13.190, 14.170 BT, 15.170, 15.190, 16.170 BT, 16.200, 17.210, Toureg, **FORD:** Cargo C 814 / 815 / 1215 / 1217 / 1415 / 1417 / 1421 / 1617 / 1621 / 1721, F 4000, **FIAT:** Uno, Mobi, Argo, **PORSCHE:** Cayenne, Panamera, **AUDI:** A3, S3, TT, A4, A5, A6, A7, A8, Q5, Q7, SQ5, S4, S5, **BENTLEY:** Continental / Cabriolet / Coupe 4.0 AWD, **SEAT:** Altea, Leon, Toledo, **SKODA:** Octavia

Bosch Equivalente / Replace



KT-0306-00 STD

Aplicação / Application: FIAT: Argo, Novo Uno, Mobi 1.0, Toro, JEEP: Renegade Flex 1.8

Prestolite Equivalente / Replace



KT-0307-00 STD

Aplicação / Application: JOHN DEERE: 7185J, 7205, 7180, 6180


Magneti Marelli Equivalente / Replace



KT-0308-00 STD

Aplicação / Application: FIAT: Ducato 2.8 Diesel

Nipodenso Equivalente / Replace



KT-0309-00 STD

Aplicação / Application: VOLKSWAGEN: Up, Gol G6, Voyage G6, JEEP: Wrangler 3.8L V6 (2007-2011), CHRYSLER: Grand Voyager 3.3 (2000-2008), Grand Voyager 3.8 (2007), DODGE: Caravan 3.3, FIAT: Panda 1.3 (2012->), HONDA: Accord 2.0 (2008->), Civic 1.6 (2005->), Civic 1.8 (2005-2010), Civic 2.0 (2008), CR-V 2.0 (2007->), FR-V 1.8 (2007->)


Mitsubishi Equivalente / Replace



KT-0310-00 STD

Aplicação / Application: NISSAN: March

Mitsubishi Equivalente / Replace



KT-0311-00 STD

Aplicação / Application: REANAULT: Sandero (2018), Logan 2018, NISSAN: Versa, FIAT: Toro, JEEP: Compass 2.4, FORD: Fusion 3.0L V6 (2010), MERCURY: Milan 3.0L V6 (2010)

Bosch Equivalente / Replace

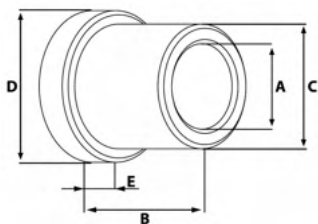


KT-0312-00 STD

Aplicação / Application: BMW: 316 1.6 G (1995-1997), 316 1.6 i (1988-1997), 318 1.8 i (1987-1995), 318 1.8 iS (1989-1995), 318 1.8 Ti (1994-1995), 518 1.8 i (1989-1996), 520 2.0 i (1991-1996), 520 2.0 i 24V (1989-1995), 525 2.5 i (1991-1997), 525 2.5 i 24V (1989-1995), 525 2.5 i 24V 4x4 (1992-1995), 525 2.5 i 4x4 (1992-1997), **PORSCHE:** Panamera

Legenda:

- A:** Diâmetro Interno / Internal Diameter
- B:** Altura / Height
- C:** Diâmetro Externo / External Diameter
- D:** Diâmetro Flange / Housing Diameter
- E:** Altura Flange / Housing Height



Bosch Equivalente / Replace


Composição / Composition:

- 1 BC1-0051-00 (A=10,060 x B=10,00 x C=14,014)
- 1 BC1-0063-00 (A=18,015 x B=8,00 x C=18,015)
- 1 BC1-0071-00 (A=8,020 x B=9,900 x C=11,060)
- 1 RMP-0025

KT-0313-00 STD

Aplicação / Application: **BMW:** 316 1.6 G (1995-1997), 316 1.6 i (1988-1997), 318 1.8 i (1987-1995), 318 1.8 iS (1989-1995), 318 1.8 Ti (1994-1995), 518 1.8 i (1989-1996), 520 2.0 i (1991-1996), 520 2.0 i 24V (1989-1995), 525 2.5 i (1991-1997), 525 2.5 i 24V (1989-1995), 525 2.5 i X 24V 4x4 (1992-1995), 525 2.5 i X 4x4 (1992-1997), **PORSCHE:** Panamera

Valeo Equivalente / Replace



Composição / Composition:

- 1 BC1-0071-00 (A=8,020 x B=9,900 x C=11,060)
- 1 BC1-0106-00 (A=26,020 x B=13,70 x C=33,02)

KT-0314-00 STD

Aplicação / Application: **AUDI:** A2 1.6 FSi (2002-2005), **SEAT:** Cordoba 1.2 / 1.4 16V (2002->), Cordoba 1.6 (2003->), Ibiza 1.2 (2002->), Ibiza 1.4 16V (2004-2007), Ibiza 1.6 (2003->), **SKODA:** Fabia 1.2 (2001->), Fabia 1.2 Praktik (2003->), Fabia 1.4 16V (1999->), Fabia 1.4 Praktik (2004-2007), **VW:** Bora 1.6 (2002-2005), Fox

1.2 (2005-2010), Fox 1.4 (2005->), Lupo 1.6 GTi (2000-2005), New Beetle 1.4 (2001-2010), Polo 1.2 (2001->), Polo 1.4 (2001-2003), Polo 1.4 16V (2001->), Polo 1.4 FSi (2002->), Fox, Golf, **RENAULT:** Sandero,

Bosch Equivalente / Replace


Composição / Composition:

- 3 BC1-0129-00 (A=5,060 x B=7,500 x C=8,020)

KT-0315-00 STD

Aplicação / Application: **FIAT:** Doblo 1.8 MPI 16V Flex / Adventure Locker 1.8 MPI 16V Flex, Grand Siena 1.6 Flex / Dualogic, Idea 1.4 Flex / 1.6 16V Flex / 1.8 16V Flex / Adventure 1.8 16V Flex, Palio 1.6 16V Flex / Dualogic / 1.6 MPI 16V Flex / Adventure 1.8 16V Flex / Weekend 1.6 Flex, Punto 1.4 Flex / 1.6 16V

Flex / 1.8 16V Flex, Siena 1.6 MPI 16V Flex, Strada 1.6 Flex / 1.8 MPI 16V Flex, Strada Adventure 1.8 Flex / Locker 1.8 MPI 16V Flex, Bravo, Linea, **TOYOTA:** Corolla 1.8 / 2.0, **AUDI:** A3 1.9 TDi (2008->), **MBB:** 200, C 160, C 180, C 200, C 220, C 230, C 250, CLC 160, CLC 180, CLK 200, E 200, E 250, SLK 200

Bosch Equivalente / Replace


Composição / Composition:

- 1 BC1-0071-00 (A=8,020 x B=9,900 x C=11,060)
- 1 BC1-0074-00 (A=18,015 x B=5,70 x C=22,115)
- 1 BC1-0206-00 (A=12,56 x B=6,100 x C=16,52)
- 1 RMP-0044

KT-0316-00 STD

Aplicação / Application: **FIAT:** Doblo 1.8 MPI 16V Flex / Adventure Locker 1.8 MPI 16V Flex, Grand Siena 1.6 Flex / Dualogic, Idea 1.4 Flex / 1.6 16V Flex / 1.8 16V Flex / Adventure 1.8 16V Flex, Palio 1.6 16V Flex / Dualogic / 1.6 MPI 16V Flex / Adventure 1.8 16V Flex / Weekend 1.6 Flex, Punto 1.4 Flex / 1.6 16V

Flex / 1.8 16V Flex, Siena 1.6 MPI 16V Flex, Strada 1.6 Flex / 1.8 MPI 16V Flex, Strada Adventure 1.8 Flex / Locker 1.8 MPI 16V Flex, Bravo, Linea

Delco Equivalente / Replace


Composição / Composition:

- 1 BC1-0116-00 (A=6,025 x B=11,50 x C=8,800 x D=10,700 x E=2,90)
- 1 RMP-0025(HK1210)

KT-0317-00 STD

Aplicação / Application: **HYUNDAI:** Vera Cruz


Valeo Equivalente / Replace


Composição / Composition:

- 1 RMP-0026
- 1 RMP-0020

KT-0318-00 STD

Aplicação / Application: **CHEVROLET-GM:** S10 2.8 Diesel (2011-2014), TrailBlazer (2013), **FORD:** Focus 1.0 3Cil (2012->), Fiesta VI 1.0 3Cil (2013-2014), Fiesta VII 3Cil (2017->).

Valeo Equivalente / Replace


Composição / Composition:

- 1 BC1-0037-00 (A=10,048 x B=10,0 x C=14,055)
- 1 BC1-0126-00 (A=8,02 x B=7,50 x C=12,02)

KT-0319-00 STD

Aplicação / Application: **CHEVROLET-GM:** S10 2.8 Diesel (2011-2014), TrailBlazer (2013), **FORD:** Focus 1.0 3Cil (2012->), Fiesta VI 1.0 3Cil (2013-2014), Fiesta VII 3Cil (2017->).


Bosch Equivalente / Replace


Composição / Composition:

- 1 BC1-0051-00 (A=10,060 x B=10,0 x C=14,014)
- 1 BC1-0071-00 (A=8,020 x B=9,900 x C=11,060)
- 1 BC1-0074-00 (A=18,015 x B=5,70 x C=22,115)
- 1 RMP-0044

KT-0320-00 STD

Aplicação / Application: **TOYOTA:** Hilux 2.8 / 3.0 Diesel (2016-2018), SW4 2.8 Diesel (2016-2018)

Iskra Equivalente / Replace


Composição / Composition:

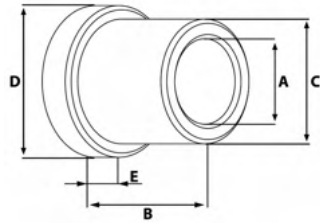
- 2 BC1-0023-00 (A=14,325 x B=19,0 x C=17,988)
- 1 BC1-0063-00 (A=18,015 x B=8,00 x C=22,115)
- 1 BC1-0071-00 (A=8,02 x B=9,90 x C=11,060)

KT-0321-00 STD

Aplicação / Application: Motores Estacionários Perfuratriz equipados com Motor **ISKRA**

Legenda:

- A:** Diâmetro Interno / Internal Diameter
- B:** Altura / Height
- C:** Diâmetro Externo / External Diameter
- D:** Diâmetro Flange / Housing Diameter
- E:** Altura Flange / Housing Height



Iskra Equivalente / Replace

Composição / Composition:
 1 BC1-0051-00 (A=10,060 x B=10,0 x C=14,014)
 2 BC1-0076-00 (A=6,020 x B=10,15 x C=9,020)

KT-0322-00 STD

Aplicação / Application: **FORD:** New Fiesta, Focus, Ecosport

Delco Equivalente / Replace

Composição / Composition:
 1 BC1-0116-00 (A=6,025 x B=11,50 x C=8,80 x D=10,70 x E=2,9)
 1 HK 1010

KT-0323-00 STD

Aplicação / Application: **HYUN-** DAI: HB20 (2016->), **KIA:** Pi-canto 1.0 (2011->)

Diversos Equivalente / Replace

Composição / Composition:
 1 RMP-0011
 1 RMP-0025

KT-0324-00 STD

Aplicação / Application: **PEU-** GEOT: 308, 408, **CITROEN:** C4 Lounge

Ford / Motorcraft Equivalente / Replace

Composição / Composition:
 1 BC1-0070-00 (A=7,040 x B=12,60 x C=12,020)
 1 RMP-0025

KT-0325-00 STD

Aplicação / Application: **FORD:** Focus 1.6/2.0 (2013-2018)

Valeo Equivalente / Replace

Composição / Composition:
 2 RMP-0026
 1 RMP-0045

KT-0326-00 STD

Aplicação / Application: **NIS-** SAN: Qashqai 1.6 dCi (2011->), Qashqai 1.6 dCi 4x4 (2015->), **OPEL:** Vivaro B 1.6 CDTi (2014->), **RENAULT:** Fluence 1.6 dCi L30 (2014->), Grand Scenic 1.6 dCi (2011->), Kadjar 1.6 dCi (2015->), Megane 1.6 dCi (2011->), Scenic 1.6 dCi (2011->), Talisman 1.6 dCi (2015->), Talisman Gran-

Mitsubishi Equivalente / Replace

Composição / Composition:
 1 BC1-0051-00 (A=10,060 x B=10,0 x C=14,014)
 1 BC1-0118-00 (A=10,015 x B=11,9 x C=13,1 x D=16,6 x E=1,9)

KT-0328-00 STD

Aplicação / Application: **GM:** Captiva, Camaro, Colorado, Equinox, Impala, Malibu, Traverse, Acadia, Canyon, Terrain, Caprice, Cruze, Tracker, **BUICK:** Allure, Enclave, LaCrosse, Rendezvous, Cruze, Tracker, **OPEL:** Astra, Insignia, Insignia 1.5 Country Tourer (2017->), Insignia 1.5 Sports Tourer (2017->),

Mokka 1.4 (2016->), **CADILLAC:** ATS, CTS 3.6, SRX 3.6, STS 3.6, XTS 3.6 (2013), **PONTIAC:** G6 3.6, Torrent 3.6, Aura 3.6, Outlook 3.6, Vue, **FORD:** Fusion, **MERCURY:** Milan, **HYSTER:** H-25/35/40/50/60 (1998-2008), S-25/35/40/45/50/55/60 (1998-2008), **YALE:** GE (1999-2009), **RENAULT:** Sanderlo (2018), Logan 2018, **NISSAN:** Versa, **FIAT:** Toro, **JEEP:** Compass 2.4, **HYUNDAI:** Coupe 1.6 16V (1998-2002), Coupe 1.6 i 16V (1996-2002), Coupe 2.0 (2002->), Coupe 2.0 16V (1996-2002), Elantra 1.8 (1998-2002), Elantra 2.0 (1999-2001), Elantra 2.0 GLS (2002-2003), Elantra 2.0 GT (2002-2003), Lantra 1.6 (1995-2000), Lantra 1.6 16V (1995-2000), Lantra 1.8 16V (1995-2000), Lantra 2.0 16V (1996-2000), Matrix 1.8 (2001->), Tiburon 1.8 (1997), Tiburon 2.0 (1998-2001), Tiburon 2.0 FX (1997-1998), **KIA:** Cerato 2.0 (2004->)

Valeo Equivalente / Replace

Composição / Composition:
 3 BC1-0214-00 (A=5,06 x B=7,00 x C=9,02)

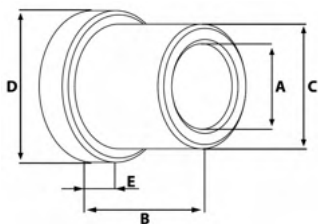
KT-0327-00 STD

Aplicação / Application: **FORD:** New Fiesta 1.4/1.6, Ecosport, Focus 1.4/1.6, **AUDI:** A4 2.0/3.0/3.2/4.2, A5 3.0/3.2/4.2, A6 2.8/3.0/4.0, A7 2.8/3.0/4.0, A8 3.0/4.0/4.2, Q5 3.2 V6 (2011-2012), Q5 3.0 V6 (2013-2017), Q7 3.0 TFSi (2010->), SQ5 3.2 V6 (2014-2017), S4 3.0 V6 (2013-2016), S5 3.0 V6 (2010-2016), S5 4.2

Quattro (2007->), **BENTLEY:** Continental / Cabriolet / Coupe 4.0 AWD, **PORSCHE:** Cayenne 3.0 D (2010->), **VW:** Toureg, **FIAT:** Linea, Panda, **LANCIA:** Musa, **OPEL:** Agila, Combo, Corsa, Corsa, Meriva, Tigra, **SUZUKI:** Ignis 1.3 DDiS (2003->), Splash 1.3 CDTi (2008->), Swift 1.3 DDiS (2005), Wagon R+ 1.25 DDiS (2003->), **PEUGEOT:** 307, 206, 207 1.6.

Legenda:

- A:** Diâmetro Interno / Internal Diameter
- B:** Altura / Height
- C:** Diâmetro Externo / External Diameter
- D:** Diâmetro Flange / Housing Diameter
- E:** Altura Flange / Housing Height


Denso Equivalente / Replace
KT-0330-00 STD


Composição / Composition:
 1 BC1-0177-00
 (A=7,05 x B=11,10 x C=9,51)
 1 RMP-0026

Aplicação / Application: **GM:** Equinox (2018-2020), Captiva, Cobalt, **HYUNDAI:** Creta 2.0 (2017), **KIA:** Carens 2.0 (2013->), Soul 1.6 (2014->), **HONDA:** New Civic 1.8/2.0 (2012-2016), **LAND ROVER:** Freelander 2.0 Si 4x4 (2012->), LR2 2.0 (2013-2014), Range Rover Evoque 2.0 Si4 4x4 (2011->), **MBB:** C

180, C 200, C 220, C 250, CLS 250, E 200, E 220, E 250, GLK 200, GLK 220, GLK 250, Mixto 113 / 116, SLK 250, Sprinter 213 / 313 / 316, Viano 2.0 CDi (2010 ->), Viano 2.0 CDi 4-Matic (2010 ->), Viano 2.2 CDi (2010 ->), Viano 2.2 CDi 4-Matic (2010 ->), Vito 113 2.1 CDi (2010 ->), Vito 113 2.1 CDi 4x4 (2010 ->), Vito 116 2.1 CDi (2010 ->), Vito 116 2.1 CDi 4x4 (2010 ->)

Ford / Motorcraft Equivalente / Replace
KT-0332-00 STD


Composição / Composition:
 1 BC1-0072-00
 (A=7,04 x B=7,10 x C=12,02)
 1 RMP-0046

Aplicação / Application: **FORD:** Edge 3.5 V6 (2009-2013), Taurus 2.0/3.5 (2010-2017)

Denso Equivalente / Replace
KT-0334-00 STD


Composição / Composition:
 1 RMP-0012
 1 RT-0003
 1 BC1-0162-00
 (A=8,00 x B=9,90 x C=12,50)

Aplicação / Application: **LAND ROVER:** Discovery 2.7 TD (2004-2009), Range Rover Sport 2.7 TDVM (2005-2009)

Bosch Equivalente / Replace
KT-0336-00 STD


Composição / Composition:
 1 RT-0004
 1 RMP-0011
 1 RMP-0036

Aplicação / Application: **LEXUS:** ES 350 3.5 (2012->), RX 300 3.0 (2003->), **TOYOTA:** Avensis 2.0 (2003->), Avensis 2.4 (2003->), Camry 3.0 V6 (2001->), RAV4 (2005-2008), **LAND ROVER:** Ranger Rover 3.9 4x4 (1994-2002), Range Rover 3.9 Vogue SEI 4x4 (1988-1994), Range Rover 4.3 Vogue LSE 4x4 (1992-1994)

Denso Equivalente / Replace
KT-0329-00 STD


Composição / Composition:
 1 RMP-0029
 1 RMP-0030

Aplicação / Application: **DODGE:** Ram 3500 5.9 (2003-2006), Ram 4000 5.9 (2005-2008)

CMEQ Equivalente / Replace
KT-0331-00 STD


Composição / Composition:
 1 RMP-0010
 1 RMP-0011

Aplicação / Application: **HONDA:** Accord, Odyssey, Accura

Mitsubishi Equivalente / Replace
KT-0333-00 STD


Composição / Composition:
 1 RMP-0002
 1 RMP-0032

Aplicação / Application: **IVECO:** 180 E 24 7.8, 180 T 24, 180 T 27, 180 T 31, 190 E 24, 190 E 27, 190 E 31, 190 E 35, 190 S 27, 190 S 30, 190 S 35, 190 S 36, 190 T 27, 190 T 31, 190 T 33, 190 T 35, 190 T 36, 260 E 24, 260 E 27, 260 E 31, 260 E 35, 260 S 27, 260 S 30, 260 S 31, 260 S 33, 260 S 35, 260 S 36, 260 T 31, 260 T 33,


260 T 35, 260 T 36, 340 T 35, 340 T 36.

Bosch Equivalente / Replace
KT-0335-00 STD


Composição / Composition:
 1 RMP-0034
 1 RT-0005
 1 BC1-0107-00
 (A=10,01 x B=9,90 x C=16,01)

Aplicação / Application: **SCANIAC:** 230 /250/270/280/310/320/340/360/380/400/420/440/470/480/490 / G 230/G 420/G 440/G 460/G 470/G 480, P 230/P 270/P 310/P 340/P 360/P 380/P 400/P 420, R 440/R 450/R 470/R 480, **MAN:** 18.480, 18.530, 24.480, 24.530, 26.480, 26.530, 28.480, 28.530, 32.480, 32.530, 33.480,

33.530, 35.480, 35.530, 37.480, 37.530, 40.480, 41.480, 41.530, **KASMA:** 43114, 43118, 4326, 53605, 5460, 65117, 6520, 65225, 740.50, 740.51, **DAF:** 85.360, 85.410, 85.460, 85.510, CF, FA, XF, **BOVA:** 122, 130, 131, 141, **SOLARIS:** Vacanza, Vacanza 13, **RENAULT:** 440.19, 460.18, 480.19, 500.18, 520.18, 370.18, 370.26, 370.32, 380.18, 410.18, 410.24, 410.25, 410.26, 410.32, 450.18, 450.24, 450.25, 450.26, 450.32, **VOLVO:** 260, 310, 360, B 9, FM, FMX, FH

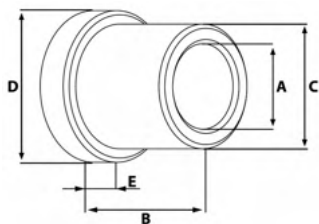
Bosch Equivalente / Replace
KT-0337-00 STD


Composição / Composition:
 1 RMP-0044
 1 BC1-0126-00
 (A=8,02 x B=7,50 x C=12,02)

Aplicação / Application: **VOLKSWAGEN:** Gol (2008-2014), Polo (2002-2014), Voyage (2008-2014), Fox (2003-2014), Spacefox (2006-2014), Crossfox (2005-2014)

Legenda:

- A:** Diâmetro Interno / Internal Diameter
- B:** Altura / Height
- C:** Diâmetro Externo / External Diameter
- D:** Diâmetro Flange / Housing Diameter
- E:** Altura Flange / Housing Height



Bosch Equivalente / Replace




Composição / Composition:
 1 RMP-0037
 1 RT-0006
 1 BC1-0051-00
 (A=10,06 x B=10,0 x C=14,01)

KT-0338-00 STD

SAIBA MAIS **Aplicação / Application:** VOLKS-
 -WAGEN: Amarok 3.0 V6 (2018->)

Mitsubishi Equivalente / Replace



Composição / Composition:
 1 BC1-0215-00
 (A=10,10 x B=10,50 x C=12,99 X
 D=16,00 X E=1,95)
 1 RMP-0047

KT-0339-00 STD

SAIBA MAIS **Aplicação / Application:** CITRO-
 EN: Aircross 1.6 (2018-2019),
 C4 Cactus 1.6 (2022), PEUGEOT

Bosch Equivalente / Replace



Composição / Composition:
 1 BC1-0052-00
 (A=10,06 x B=14,00 x C=14,01)
 1 BC1-0206-00
 (A=12,56 x B=6,10 x C=16,52)

KT-0340-00 STD

SAIBA MAIS **Aplicação / Application:** CITRO-
 EN: Berlingo, C2, C3 1.1 i (2002->), C3 1.4 16V (2003->), C3 1.4 i (2002->), C3 1.6 16V (2002->), C3 Pluriel 1.4 (2003->), Saxo 1.0 X (1996-2003), Saxo 1.1 SX (1996-2003), Saxo 1.1 X (1996-2003), Saxo 1.4 VTS (1996-2003), Saxo 1.6 VTL (1996-2003), Xsara 1.4 i (1997-2005), Xsara 1.6 16V (2000-2005),

Bosch Equivalente / Replace




Composição / Composition:
 1 BC1-0052-00
 (A=10,06 x B=14,00 x C=14,01)
 1 RMP-0048-00

KT-0341-00 STD

SAIBA MAIS **Aplicação / Application:** CITRO-
 EN: Berlingo First 1.1 i (1996-2008), Berlingo 1.1 i (1996-2008), Berlingo 1.4 bivalent (2002-2011), Berlingo 1.4 i (1996-2011), Berlingo 1.4 i bivalente (2003-2008), Berlingo 1.6 16V (2000-2011), Berlingo First 1.1 i (1996-2008), C2 1.1 (2003->), C2 1.4 (2003->), C2 1.4 16V (2006->), C2

Xsara 1.6 i (1997-2000), Xsara Picasso 1.6 (1999->), PEUGEOT: 306 1.4 SL (1994-2001), 106 1.0 i (1996-2001), 106 1.1 i (1996-2004), 106 1.4 i (1996-2004), 106 1.6 i (1996-2001), 106 1.6 S16 (1996-2004), 206 1.1 i (1998->), 206 1.4 (2007->), 206 1.4 16V (2003->), 206 1.4 i (1998->), 206 1.6 16V (2000->), 206 1.6 i (1998-2000), 206 SW 1.1 (2002->), 206 SW 1.4 (2002-2007), 206 SW 1.6 16V (2002->), 306 1.1 (1993-2001), 306 1.4 (1993-2001), 306 1.4 SL (1994-2001), 306 1.6 (1993-2002), 306 1.6 SR (1994-2000), 307 1.4 (2000->), 307 1.4 16V (2003-2007), 307 1.6 16V (2000-2007), 307 SW 1.6 16V (2002-2008), Partner 1.1 (1996-2005), Partner 1.1 Combispac (1996-2002), Partner 1.4 (1996-2015), Partner 1.4 Combispac (1996-2015), Partner 1.6 16V Combispac (2001-2008).

Valeo Equivalente / Replace



Composição / Composition:
 1 BC1-0216-00
 (A=8,02 x B=9,02 x C=9,01 x
 D=15,10 x E=2,10)
 1 BC1-0217-00
 (A=17,05 x B=4,01 x C=21,01)
 1 BC1-0218-00
 (A=6,05 x B=9,01 x C=9,00)
 1 RMP-0049

KT-0342-00 STD

SAIBA MAIS **Aplicação / Application:** VOLKS-
 -WAGEN: Gol, Saveiro, Voyage,
 Fox, Polo, Spacefox

1.6 (2003->), C3 1.1 i (2002->), C3 1.4 16V (2003->), C3 1.4 i (2002->), C3 1.6 16V (2002->), C3 Pluriel 1.4 (2003->), Saxo 1.0 X (1996-2003), Saxo 1.1 SX (1996-2003), Saxo 1.1 X (1996-2003), Saxo 1.4 VTS (1996-2003), Saxo 1.6 VTL (1996-2003), Xsara 1.4 i (1997-2005), Xsara 1.6 16V (2000-2005), Xsara 1.6 i (1997-2000), Xsara Picasso 1.6 (1999->), PEUGEOT: 106, 206, 306 1.1 (1993-2001), 306 1.4 (1993-2001), 306 1.4 SL (1994-2001), 306 1.6 (1993-2002), 306 1.6 SR (1994-2000), 307 1.4 (2000->), 307 1.4 16V (2003-2007), 307 1.6 16V (2000-2007), 307 SW 1.6 16V (2002-2008), Partner 1.1 (1996-2005), Partner 1.1 Combispac (1996-2002), Partner 1.4 (1996-2015), Partner 1.4 Combispac (1996-2015), Partner 1.6 16V Combispac (2001-2008).

Valeo Equivalente / Replace



Composição / Composition:
 1 RMP-0012
 1 RMP-0026

KT-0343-00 STD

SAIBA MAIS **Aplicação / Application:** HYUN-
 -DAI: H-1 2.5 CRDi (2002-2011),
 H-1 2.5 CRDi Starex (2002->), H-1 2.5
 CRDi Starex 4WD (2002->), Porter 2.5
 CRDi (2003-2004), Satellite 2.5 CRDi
 (2008-2011), Starex 2.5 CRDi (2002->),
KIA: Sorento 2.5 CRDi V6 (2002->)

Valeo Equivalente / Replace




Composição / Composition:
 1 BC1-0094-00
 (A=10,015 x B=10,00 x C=14,014)
 1 RMP-0012

KT-0344-00 STD

SAIBA MAIS **Aplicação / Application:** HYUN-
 -DAI: H-1 2.5 CRDi (2002-2011),
 H-1 2.5 CRDi Starex (2002->), H-1 2.5 CRDi
 Starex 4WD (2002->), Porter 2.5 CRDi (2003-
 2004), Satellite 2.5 CRDi (2008-2011), Starex
 2.5 CRDi (2002->), **KIA:** Sorento 2.5 CRDi V6
 (2002->)

Jhaem Equivalente / Replace




Composição / Composition:
 1 BC1-0051-00
 (A=10,06 x B=10,0 x C=14,01)
 1 BC1-0215-00
 (A=10,10 x B=10,50 x C=12,99 X
 D=16,00 X E=1,95)

KT-0345-00 STD

SAIBA MAIS **Aplicação / Application:** JAC:
 J3 1.4 (2010->), J2 1.4 (2010->).

Bosch Equivalente / Replace



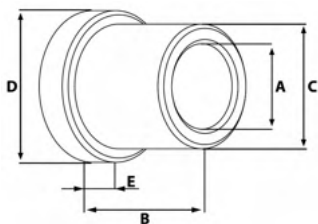
Composição / Composition:
 1 BC1-0051-00
 (A=10,06 x B=10,0 x C=14,01)
 1 BC1-0206-00
 (A=12,56 x B=6,10 x C=16,52)

KT-0346-00 STD


SAIBA MAIS **Aplicação / Application:** AUDI:
 A4 1.8 FSi (2007-2011), A4
 2.0 TFSi (2008-2013), A5 1.8 / 2.0 (2007-
 2015), A6 2.0 TFSi (2011-2013), A6 2.0
 TFSi Quattro (2012-2013), Q5 2.0 TFSi
 (2008-2009), Q5 2.0 TFSi Quattro (2012-
 2015), **PORSCHE:** Macan 2.0 (2014->)

Legenda:

- A:** Diâmetro Interno / Internal Diameter
- B:** Altura / Height
- C:** Diâmetro Externo / External Diameter
- D:** Diâmetro Flange / Housing Diameter
- E:** Altura Flange / Housing Height



Denso Equivalente / Replace




Composição / Composition:
 1 BC1-0051-00
 (A=10,06 x B=10,0 x C=14,01)
 1 BC1-0125-00
 (A=7,04 x B=8,00 x C=10,01)
 1 BC1-0158-00
 (A=17,55 x B=6,00 x C=21,00)
 1 BC1-0177-00
 (A=7,05 x B=11,10 x C=9,51 x
 D=13,00 x E=2,10)

KT-0347-00 **STD**

SAIBA MAIS  **Aplicação / Application:** **LAND**
 (2012->), LR2 2.0 (2013-2014), Range Ro-
 ver Evoque 2.0 Si 4x4 (2011->)

Bosch Equivalente / Replace




Composição / Composition:
 1 BC1-0214-00
 (A=5,06 x B=7,00 x C=9,00)
 1 RMP-0026-00

KT-0348-00 **STD**

SAIBA MAIS  **Aplicação / Application:** **FIAT:**
 Fastback 1.0 (2022-2023),
 Pulse 1.0 (2021-2023), Pulse Abarth 1.3
 (2022-2023), Toro 1.3 (2022-2023), **JEEP:**
 Compass 1.3 (2021-2023), Renegade 1.3
 (2022-2023), Commander 1.3 (2021-2023)

Bosch Equivalente / Replace



Composição / Composition:
 1 BC1-0094-00
 (A=10,01 x B=10,00 x C=14,01)
 1 BC1-0214-00
 (A=5,06 x B=7,00 x C=9,00)

KT-0349-00 **STD**


SAIBA MAIS  **Aplicação / Application:** **FIAT:**
 Fastback 1.0 (2022-2023),
 Pulse 1.0 (2021-2023), Pulse Abarth 1.3
 (2022-2023), Toro 1.3 (2022-2023), **JEEP:**
 Compass 1.3 (2021-2023), Renegade 1.3
 (2022-2023), Commander 1.3 (2021-2023)

Delco Equivalente / Replace




Composição / Composition:
 1 BC1-0201-00
 (A=5,06 x B=7,00 x C=8,01 x
 D=11,00 E=2,0)
 1 RMP-0026-00

KT-0352-00 **STD**


SAIBA MAIS  **Aplicação / Application:** **FIAT:**
 Uno Vivace (2017), Argo
 (2017), Mobi, Bravo 1.6, Palio We-
 ekend, Grand Seina, Palio.

Delco Equivalente / Replace



Composição / Composition:
 1 BC1-0201-00
 (A=5,06 x B=7,00 x C=8,01 x
 D=11,00 E=2,0)
 1 BC1-0094-00
 (A=10,01 x B=10,00 x C=14,01)

KT-0353-00 **STD**

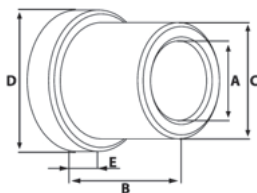
SAIBA MAIS  **Aplicação / Application:** **FIAT:**
 Uno Vivace (2017), Argo
 (2017), Mobi, Bravo 1.6, Palio We-
 ekend, Grand Seina, Palio.



UNIFAP.com.br

Legenda:

- A:** Diâmetro Interno / Internal Diameter
- B:** Altura / Height
- C:** Diâmetro Externo / External Diameter
- D:** Diâmetro Flange / Housing Diameter
- E:** Altura Flange / Housing Height



A	B	C	D	E	Código / Code
Ø Int (mm)	Altura / Height (mm)	Ø Ext (mm)	Ø Flange / Ø Housing (mm)	Altura da flange / Housing Height (mm)	
4,025	7,000	7,020			BC1-0163-00
5,000	5,900	11,000			BC1-0200-00
5,015	8,500	10,015			BC1-0073-00
5,060	7,000	8,010	11,000	2,000	BC1-0201-00
5,060	7,500	8,020			BC1-0129-00
5,060	10,400	9,000			BC1-0082-00
5,060	9,400	9,000			BC1-0211-00
5,060	7,000	9,000			BC1-0214-00
5,498	11,000	11,000			BC1-0044-00
6,020	6,900	9,015			BC1-0103-00
6,020	8,020	9,010	15,100	2,100	BC1-0216-00
6,020	8,300	10,015			BC1-0075-00
6,020	10,000	10,015			BC1-0080-00
6,020	10,150	9,020			BC1-0076-00
6,025	9,900	10,000	13,600	1,900	BC1-0104-00
6,025	11,500	8,800	10,700	2,900	BC1-0116-00
6,050	9,010	9,000			BC1-0218-00
6,060	6,500	10,015			BC1-0213-00
6,060	12,000	9,010	12,000	3,100	BC1-0186-00
6,105	8,000	10,150			BC1-0114-00
6,130	8,150	10,010			BC1-0169-00
6,310	6,400	9,010			BC1-0098-00
6,750	6,000	11,010			BC1-0190-02
6,905	9,900	12,020			BC1-0102-02
7,040	12,600	12,020			BC1-0070-00
7,040	7,000	12,020			BC1-0072-00
7,040	9,900	12,020			BC1-0102-00
7,040	8,000	10,015			BC1-0125-00
7,050	6,000	10,510			BC1-0204-00
7,050	11,100	9,510	13,000	2,100	BC1-0177-00
7,880	10,800	10,990			BC1-0055-02
7,970	8,000	11,060			BC1-0039-02
8,000	10,800	10,990			BC1-0055-00
8,000	9,900	12,500			BC1-0162-00
8,000	7,900	12,500			BC1-0166-00
8,020	9,900	11,060			BC1-0071-00
8,020	7,900	11,800			BC1-0105-00
8,020	14,700	13,040			BC1-0122-00
8,020	7,500	12,020			BC1-0126-00
8,050	10,000	11,500			BC1-0180-00
8,050	10,000	12,210			BC1-0203-00
8,050	10,150	11,020	16,00	2,00	BC1-0199-00
8,100	8,000	11,06			BC1-0039-00
8,100	10,300	11,060			BC1-0093-00
8,100	10,400	11,970			BC1-0096-00
8,338	11,000	11,000			BC1-0086-02
8,465	11,000	11,000			BC1-0086-00
8,700	15,900	11,600			BC1-0099-00
9,025	10,900	11,100			BC1-0119-00
9,040	10,000	13,040			BC1-0127-00
9,806	14,000	14,014			BC1-0052-03
9,810	14,800	16,550	18,700	1,500	BC1-0062-03
9,930	13,800	13,040			BC1-0056-02
9,930	14,800	16,550	18,700	1,500	BC1-0062-02
9,933	10,000	14,014			BC1-0051-02
9,933	14,000	14,014			BC1-0052-02
9,943	10,000	14,055			BC1-0037-02
10,000	9,900	13,500			BC1-0193-00
10,000	12,900	14,100			BC1-0135-00
10,000	10,200	15,000			BC1-0148-00
10,015	10,000	14,014			BC1-0094-00
10,015	9,900	16,010			BC1-0107-00
10,015	12,900	15,095			BC1-0108-00
10,015	12,900	14,715			BC1-0111-00
10,015	11,900	13,100	16,600	1,900	BC1-0118-00
10,015	9,000	13,040			BC1-0121-00
10,044	12,500	14,014			BC1-0079-00
10,048	10,000	14,055			BC1-0037-00
10,050	13,800	13,040			BC1-0056-00
10,050	14,800	16,550	18,700	1,500	BC1-0062-00
10,060	10,000	14,014			BC1-0051-00
10,060	14,000	14,014			BC1-0052-00
10,060	10,200	11,480			BC1-0090-00
10,100	10,500	12,990	16,000	1,950	BC1-0215-00
10,794	13,900	13,585			BC1-0018-03
10,921	13,900	13,585			BC1-0018-02
10,961	13,500	14,325			BC1-0053-03
11,026	17,000	14,295			BC1-0042-02
11,030	14,000	16,010			BC1-0182-00

A	B	C	D	E	Código / Code
Ø Int (mm)	Altura / Height (mm)	Ø Ext (mm)	Ø Flange / Ø Housing (mm)	Altura da flange / Housing Height (mm)	
11,040	13,900	13,670			BC1-0151-00
11,048	13,900	13,585			BC1-0018-00
11,060	10,000	14,710			BC1-0176-00
11,070	11,900	14,600			BC1-0207-00
11,088	13,500	14,325			BC1-0053-02
11,138	16,600	14,315	23,685	3,00	BC1-0041-00
11,153	17,000	14,295			BC1-0042-00
11,215	13,500	14,325			BC1-0053-00
11,540	26,900	13,530			BC1-0007-02
11,653	26,900	13,530			BC1-0007-00
11,709	18,000	13,213			BC1-0008-03
11,709	12,800	13,213			BC1-0031-03
11,748	18,500	14,988			BC1-0021-03
11,756	16,500	16,010			BC1-0048-03
11,765	17,000	15,095			BC1-0049-03
11,765	15,500	15,015			BC1-0083-03
11,765	11,400	13,515			BC1-0089-03
11,798	11,200	14,988			BC1-0029-03
11,805	9,900	16,035			BC1-0101-02
11,809	14,100	16,133			BC1-0019-03
11,813	14,300	14,213			BC1-0020-03
11,836	18,000	13,213			BC1-0008-02
11,836	12,800	13,213			BC1-0031-02
11,871	15,000	14,988			BC1-0035-02
11,873	18,500	14,988			BC1-0021-02
11,873	11,200	14,988			BC1-0029-02
11,883	16,500	16,010			BC1-0048-02
11,885	11,400	13,515			BC1-0089-02
11,890	17,000	15,095			BC1-0049-02
11,895	15,500	15,015			BC1-0083-02
11,898	13,900	14,107			BC1-0028-03
11,930	9,900	16,035			BC1-0101-00
11,936	14,100	16,133			BC1-0019-02
11,938	14,300	14,213			BC1-0020-02
11,955	12,000	15,125			BC1-0054-02
11,963	18,000	13,213			BC1-0008-00
11,963	13,900	14,107			BC1-0028-02
11,963	12,800	13,213			BC1-0031-00
11,970	5,400	15,595			BC1-0038-02
11,970	12,100	15,095			BC1-0040-02
11,998	18,500	14,988			BC1-0021-00
11,998	11,200	14,988			BC1-0029-00
11,998	15,000	14,988			BC1-0035-00
12,000	12,000	15,300			BC1-0156-00
12,010	16,500	16,010			BC1-0048-00
12,010	9,500	16,010			BC1-0097-00
12,010	10,000	16,040			BC1-0133-00
12,015	15,500	15,015			BC1-0083-00
12,015	11,400	13,515			BC1-0089-00
12,020	14,900	16,930			BC1-0154-00
12,040	9,400	16,010			BC1-0088-00
12,040	16,000	18,010			BC1-0132-00
12,048	12,100	15,095			BC1-0040-00
12,050	6,000	16,010			BC1-0146-00
12,050	12,000	16,010			BC1-0191-00
12,050	13,000	16,030	19,500	2,00	BC1-0196-00
12,060	6,000	15,710			BC1-0195-00
12,060	14,000	14,720			BC1-0187-00
12,063	14,100	16,133			BC1-0019-00
12,063	14,300	14,213			BC1-0020-00
12,070	14,900	15,100	19,900	1,400	BC1-0061-00
12,075	9,900	14,200			BC1-0100-00
12,080	12,000	15,125			BC1-0054-00
12,088	13,900	14,107			BC1-0028-00
12,088	17,000	15,095			BC1-0049-00
12,090	11,500	13,607			BC1-0050-00
12,095	5,400	15,595			BC1-0038-00
12,268	14,000	16,536			BC1-0010-03
12,268	18,000	16,536			BC1-0016-03
12,299	10,000	16,555			BC1-0002-03
12,299	11,400	16,555			BC1-0009-03
12,395	14,000	16,536			BC1-0010-02
12,395	18,000	16,536			BC1-0016-02
12,426	10,000	16,555			BC1-0002-02
12,426	11,400	16,555			BC1-0009-02
12,500	18,900	18,710			BC1-0140-00
12,513	18,700	15,964			BC1-0001-03
12,522	14,000	16,536			BC1-0010-00
12,522	18,000	16,536			BC1-0016-00
12,548	10,000	16,555			BC1-0002-00
12,548	11,400	16,555			BC1-0009-00
12,560	6,100	16,520			BC1-0206-00
12,560	14,950	16,010			BC1-0189-00
12,600	18,900	16,000			BC1-0161-00
12,635	18,700	15,964			BC1-0001-02
12,700	11,900	20,020			BC1-0141-00
12,764	18,700	15,964			BC1-0001-00
12,764	19,200	27,798			BC1-0014-00
12,820	19,150	16,510			BC1-0109-00

A	B	C	D	E	
Ø Int (mm)	Altura / Height (mm)	Ø Ext (mm)	Ø Flange / Ø Housing (mm)	Altura da flange / Housing Height (mm)	Código / Code
13,945	15,900	17,031			BC1-0032-02
13,950	19,000	18,125			BC1-0144-02
13,973	12,500	18,100			BC1-0059-02
14,000	11,400	20,020			BC1-0060-00
14,000	5,500	18,000			BC1-0197-00
14,005	13,900	18,010			BC1-0110-00
14,025	19,000	17,988			BC1-0023-03
14,037	18,300	17,615			BC1-0004-03
14,040	19,000	18,125			BC1-0144-00
14,050	10,900	20,160			BC1-0192-00
14,052	19,000	15,945			BC1-0006-03
14,059	15,900	17,031			BC1-0032-00
14,070	19,000	17,980			BC1-0131-00
14,100	12,500	18,100			BC1-0059-00
14,160	18,300	17,615			BC1-0004-02
14,160	19,000	17,988			BC1-0023-02
14,175	19,000	15,945			BC1-0006-02
14,200	19,100	19,165			BC1-0011-03
14,288	18,300	17,615			BC1-0004-00
14,301	19,100	19,165			BC1-0011-02
14,303	19,000	15,945			BC1-0006-00
14,310	22,800	19,120			BC1-0160-00
14,325	19,000	17,988			BC1-0023-00
14,428	19,100	19,165			BC1-0011-00
14,600	12,000	20,000			BC1-0165-00
14,621	17,000	18,909			BC1-0034-03
14,748	17,000	18,909			BC1-0034-02
14,785	18,900	18,135			BC1-0046-03
14,875	17,000	18,909			BC1-0034-00
14,925	13,300	18,135			BC1-0058-02
14,940	18,900	18,135			BC1-0046-02
14,940	17,500	18,135			BC1-0047-02
15,035	19,200	27,798			BC1-0014-00
15,063	18,900	18,135			BC1-0046-00
15,063	17,500	18,135			BC1-0047-00
15,063	13,300	18,135			BC1-0058-00
15,070	11,000	18,420			BC1-0175-00
15,494	9,900	19,544			BC1-0024-03
15,621	9,900	19,544			BC1-0024-02
15,650	18,900	20,670			BC1-0092-03
15,702	14,300	19,139			BC1-0005-03
15,748	9,900	19,544			BC1-0024-00
15,770	19,100	19,165			BC1-0012-03
15,770	18,900	20,670			BC1-0092-02
15,820	19,100	19,165			BC1-0012-02
15,824	14,300	19,139			BC1-0005-02
15,900	18,900	20,670			BC1-0092-00
15,900	18,800	24,000			BC1-0149-00
15,913	11,100	27,064			BC1-0112-00
15,952	14,300	19,139			BC1-0005-00
15,953	24,600	19,135			BC1-0136-00
16,000	24,500	19,100			BC1-0134-00
16,002	19,100	19,165			BC1-0012-00
17,050	4,010	21,010			BC1-0217-00
17,069	12,700	40,018			BC1-0113-00
17,330	30,000	22,420			BC1-0137-00
17,500	9,900	22,800			BC1-0147-00
17,500	7,300	20,800			BC1-0167-00
17,500	8,900	23,000			BC1-0171-00
17,550	6,000	21,000			BC1-0158-00
17,654	14,300	21,190			BC1-0030-03
17,765	6,500	22,115			BC1-0045-03
17,781	14,300	21,190			BC1-0030-02
17,815	8,900	22,415			BC1-0120-00
17,880	8,000	22,115			BC1-0063-02
17,885	6,500	22,115			BC1-0045-02
17,903	14,300	21,190			BC1-0030-00
18,000	5,600	22,040			BC1-0153-00
18,000	7,000	23,000			BC1-0184-00
18,000	11,000	23,000			BC1-0198-00
18,015	6,500	22,115			BC1-0045-00
18,015	8,000	22,115			BC1-0063-00
18,015	9,000	22,115			BC1-0066-00
18,015	5,700	22,115			BC1-0074-00
18,015	7,400	22,115			BC1-0081-00
18,563	19,000	22,788			BC1-0022-03
18,690	19,000	22,788			BC1-0022-02
18,830	19,000	22,788			BC1-0022-00
18,834	12,900	25,125			BC1-0017-03
18,847	9,900	23,090			BC1-0025-03
18,900	12,900	23,025			BC1-0043-02
18,911	12,900	25,125			BC1-0017-02
18,968	14,300	22,270			BC1-0036-00
18,974	9,900	23,090			BC1-0025-02
19,000	5,900	21,500			BC1-0155-00
19,000	6,000	23,000			BC1-0194-00
19,013	12,900	23,025			BC1-0043-00
19,030	6,000	22,300			BC1-0068-00
19,040	17,000	23,020			BC1-0130-00

A	B	C	D	E	
Ø Int (mm)	Altura / Height (mm)	Ø Ext (mm)	Ø Flange / Ø Housing (mm)	Altura da flange / Housing Height (mm)	Código / Code
19,101	9,900	23,090			BC1-0025-00
19,100	9,000	24,000			BC1-0064-00
19,113	12,900	25,125			BC1-0017-00
19,115	9,400	21,300			BC1-0117-00
19,500	5,900	25,000			BC1-0145-00
20,000	12,900	24,010			BC1-0139-00
20,010	5,000	24,050			BC1-0124-00
21,045	11,800	25,025			BC1-0095-00
21,100	32,700	24,700			BC1-0138-00
21,198	22,400	24,445			BC1-0013-02
21,325	22,400	24,445			BC1-0013-00
21,720	11,900	25,890			BC1-0057-02
21,790	15,900	28,050			BC1-0091-02
21,840	11,900	25,890			BC1-0057-00
21,860	10,400	27,115			BC1-0157-00
21,874	11,200	28,088			BC1-0026-03
21,920	15,900	28,050			BC1-0091-00
22,001	11,200	28,088			BC1-0026-02
22,005	9,900	27,815			BC1-0168-00
22,020	9,000	27,040			BC1-0152-00
22,115	8,900	28,075			BC1-0087-00
22,128	11,200	28,088			BC1-0026-00
22,187	27,800	26,111			BC1-0015-00
22,260	5,400	26,910			BC1-0115-00
22,361	25,000	25,735			BC1-0033-03
22,488	25,000	25,735			BC1-0033-02
22,615	25,000	25,735			BC1-0033-00
25,000	12,900	32,000			BC1-0142-00
25,170	16,800	29,600			BC1-0143-00
25,880	16,700	29,630			BC1-0084-03
26,000	9,900	31,000			BC1-0159-00
26,020	16,700	29,630			BC1-0084-02
26,020	13,700	33,020			BC1-0106-00
26,130	16,700	29,630			BC1-0084-00
28,000	15,900	35,000			BC1-0150-00
28,155	11,000	32,260			BC1-0003-03
28,285	11,000	32,260			BC1-0003-02
28,385	11,000	32,260			BC1-0003-00
34,000	9,900	35,300			BC1-0164-00
39,839	10,400	48,056			BC1-0027-03
39,966	10,400	48,056			BC1-0027-02
40,093	10,400	48,056			BC1-0027-00

Porta Escovas Brush Holders	Página Page	UF - 1.188	Delco	30	UF - 1.277	Bosch	18	UF - 1.366	Prestolite	62	UF - 11.079	Bosch	85	
UF - 1.101	Bosch	2	UF - 1.189	Delco	31	UF - 1.278	Bosch	19	UF - 1.367	Valeo	68	UF - 11.090	Bosch	85
UF - 1.102	Bosch	2	UF - 1.190	Delco	31	UF - 1.279	Bosch	19	UF - 1.368	Valeo	68	UF - 11.099	Bosch	85
UF - 1.103	Bosch	2	UF - 1.191	Delco	31	UF - 1.280	Bosch	19	UF - 1.369	Valeo	69	UF - 11.104	Bosch	86
UF - 1.104	Bosch	2	UF - 1.192	Delco	31	UF - 1.281	Bosch	19	UF - 1.370	Denso	39	UF - 11.108	Bosch	86
UF - 1.105	Bosch	3	UF - 1.193	Delco	32	UF - 1.282	Bosch	19	UF - 1.371	Denso	39	UF - 11.111	Bosch	86
UF - 1.106	Bosch	3	UF - 1.194	Bosch	10	UF - 1.283	Bosch	20	UF - 1.372	Bosch	25	UF - 11.116	Bosch	86
UF - 1.107	Bosch	3	UF - 1.195	Prestolite	62	UF - 1.284	Bosch	20	UF - 1.373	Delco	35	UF - 11.117	Bosch	86
UF - 1.108	Ford/ Motorcraft	40	UF - 1.196	Prestolite	62	UF - 1.285	Denso	36	UF - 1.374	Jheeco	48	UF - 11.118	Bosch	87
UF - 1.109	Ford/ Motorcraft	40	UF - 1.197	Bosch	10	UF - 1.286	Bosch	20	UF - 1.375	Bosch	25	UF - 11.120	Bosch	87
UF - 1.110	Bosch	3	UF - 1.198	Bosch	10	UF - 1.287	Valeo	66	UF - 1.376	Mitsubishi	57	UF - 11.122	Bosch	87
UF - 1.111	Bosch	4	UF - 1.199	Mitsuba	50	UF - 1.288	Bosch	20	UF - 1.377	Comstar	27	UF - 11.123	Bosch	87
UF - 1.112	Bosch	4	UF - 1.200	Mitsuba	50	UF - 1.289	Bosch	20	UF - 1.378	Bosch	26	UF - 11.125	Bosch	87
UF - 1.113	Bosch	4	UF - 1.201	Bosch	10	UF - 1.290	Iskra	46	UF - 1.379	Valeo	69	UF - 11.126	Bosch	88
UF - 1.114	Bosch	4	UF - 1.202	Magneti Marelli	48	UF - 1.291	Magneti Marelli	49	UF - 1.380	Bosch	26	UF - 11.128	Bosch	88
UF - 1.115	Bosch	5	UF - 1.203	Valeo	64	UF - 1.292	Bosch	21	UF - 1.381	Bosch	26	UF - 11.132	Bosch	88
UF - 1.116	Bosch	5	UF - 1.204	Valeo	64	UF - 1.293	Bosch	21	UF - 1.382	Bosch	26	UF - 11.137	Bosch	88
UF - 1.117	Bosch	5	UF - 1.205	Hitachi / Denso	42	UF - 1.294	Bosch	21	UF - 5.216	Mitsuba	69	UF - 11.138	Bosch	88
UF - 1.118	Bosch	5	UF - 1.206	Bosch	11	UF - 1.295	Valeo	66	UF - 5.313	Mitsuba	69	UF - 11.143	Bosch	89
UF - 1.119	Bosch	6	UF - 1.207	Valeo	64	UF - 1.296	Iskra	46	UF - 2.201	Bosch	70	UF - 11.145	Bosch	89
UF - 1.120	Delco	27	UF - 1.208	Nippondenso	59	UF - 1.297	Valeo	66	UF - 2.202	Bosch	70	UF - 11.152	Bosch	89
UF - 1.121	Delco	27	UF - 1.209	Nippondenso	60	UF - 1.298	Delco	34	UF - 2.203	Delco	71	UF - 11.153	Bosch	89
UF - 1.122	Delco	27	UF - 1.210	Bosch	11	UF - 1.299	Iskra	46	UF - 2.204	Bosch	70	UF - 11.159	Bosch	89
UF - 1.123	Delco	28	UF - 1.211	Nippondenso	60	UF - 1.300	Iskra	47	UF - 2.205	Delco	71	UF - 11.161	Bosch	90
UF - 1.124	Bosch	6	UF - 1.212	Nippondenso	60	UF - 1.301	Delco	34	UF - 2.206	Bosch	70	UF - 11.173	Bosch	90
UF - 1.125	Bosch	6	UF - 1.213	Iskra	44	UF - 1.302	Bosch	21	UF - 2.207	Prestolite / Delphi	77	UF - 11.181	Bosch	90
UF - 1.126	Bosch	6	UF - 1.214	Hitachi	42	UF - 1.303	Valeo	66	UF - 2.208	Prestolite / Delphi	77	UF - 11.190	Bosch	90
UF - 1.127	Bosch	7	UF - 1.215	Hitachi	42	UF - 1.304	Valeo	66	UF - 2.209	Prestolite / Delphi	77	UF - 11.195	Bosch	90
UF - 1.128	Bosch	7	UF - 1.216	Mitsuba	51	UF - 1.305	Bosch	21	UF - 2.210	Prestolite / Delphi	77	UF - 11.201	Bosch	91
UF - 1.129	Bosch	7	UF - 1.217	Bosch	11	UF - 1.306	Bosch	22	UF - 2.211	Delco	71	UF - 11.204	Bosch	91
UF - 1.130	Prestolite	61	UF - 1.218	Bosch	11	UF - 1.307	Bosch	22	UF - 2.212	Bosch	70	UF - 11.215	Bosch	91
UF - 1.131	Bosch	7	UF - 1.219	Bosch	11	UF - 1.308	Delco	34	UF - 2.213	Delco	71	UF - 11.218	Bosch	91
UF - 1.132	Bosch	8	UF - 1.220	Delco	32	UF - 1.309	Denso	36	UF - 2.214	Delco	71	UF - 11.220	Bosch	91
UF - 1.133	Delco	28	UF - 1.221	Delco	32	UF - 1.310	Bosch	22	UF - 2.215	Delco	72	UF - 11.244	Bosch	92
UF - 1.134	Delco	28	UF - 1.222	Bosch	12	UF - 1.311	Bosch	22	UF - 2.216	Ford / Motorcraft	76	UF - 11.307	Bosch	92
UF - 1.135	Prestolite	61	UF - 1.223	Bosch	12	UF - 1.312	Hitachi	43	UF - 2.217	Ford / Motorcraft	76	UF - 11.327	Bosch	92
UF - 1.136	Bosch	8	UF - 1.224	Bosch	12	UF - 1.313	Mitsuba	51	UF - 2.218	Ford / Motorcraft	76	UF - 11.358	Bosch	92
UF - 1.137	Ford/ Motorcraft	40	UF - 1.225	Bosch	12	UF - 1.314	Bosch	22	UF - 2.219	Delco	72	UF - 11.367	Bosch	93
UF - 1.138	Valeo	62	UF - 1.226	Bosch	13	UF - 1.315	Bosch	23	UF - 2.220	Delco	72	UF - 11.369	Bosch	93
UF - 1.139	Magneti Marelli	48	UF - 1.227	Bosch	13	UF - 1.316	Bosch	23	UF - 2.221	Ford / Motorcraft	76	UF - 11.408	Bosch	93
UF - 1.140	Magneti Marelli	48	UF - 1.228	Delco	33	UF - 1.317	Bosch	23	UF - 2.222	Denso	73	UF - 11.421	Bosch	93
UF - 1.141	Magneti Marelli	48	UF - 1.229	Valeo	64	UF - 1.318	Denso	37	UF - 2.223	Denso	73	UF - 11.469	Bosch	94
UF - 1.142	Mitsubishi	51	UF - 1.230	Delco	33	UF - 1.319	Magneti Marelli	49	UF - 2.224	Denso	74	UF - 11.477	Bosch	94
UF - 1.143	Mitsubishi	51	UF - 1.231	Mitsubishi	55	UF - 1.320	Magneti Marelli	50	UF - 2.225	Denso	74	UF - 11.493	Bosch	94
UF - 1.144	Mitsubishi	52	UF - 1.232	Valeo	65	UF - 1.321	Magneti Marelli	50	UF - 2.226	Denso	75	UF - 11.508	Bosch	94
UF - 1.145	Mitsubishi	52	UF - 1.233	Bosch	13	UF - 1.322	Valeo	67	UF - 2.227	Delco	72	UF - 11.512	Bosch	94
UF - 1.146	Mitsubishi	52	UF - 1.234	Mitsubishi	55	UF - 1.323	Denso	37	UF - 2.228	Denso	75	UF - 11.514	Bosch	95
UF - 1.147	Mitsubishi	52	UF - 1.235	Bosch	13	UF - 1.324	Comstar	26	UF - 2.229	Delco	72	UF - 11.575	Bosch	95
UF - 1.148	Delco	28	UF - 1.236	Iskra	44	UF - 1.325	Delco	34	UF - 2.230	Prestolite / Delphi	77	UF - 11.588	Bosch	95
UF - 1.149	Delco	29	UF - 1.237	Iskra	45	UF - 1.326	Valeo	67	UF - 2.231	Denso	76	UF - 11.590	Bosch	95
UF - 1.150	Bosch	8	UF - 1.238	Bosch	14	UF - 1.327	Denso	37	UF - 6.601	Bosch	79	UF - 11.625	Bosch	95
UF - 1.151	Bosch	8	UF - 1.239	Bosch	14	UF - 1.328	Mitsubishi	56	UF - 6.602	Bosch	79	UF - 11.663	Bosch	96
UF - 1.152	Bosch	8	UF - 1.240	Bosch	14	UF - 1.329	Bosch	23	UF - 6.603	Delco	79	UF - 11.727	Bosch	96
UF - 1.153	Nippondenso	58	UF - 1.241	Delco	33	UF - 1.330	Magneti Marelli	50	UF - 6.604	Mabuchi / Carto	80	UF - 11.779	Bosch	96
UF - 1.154	Nippondenso	58	UF - 1.242	Nippondenso	61	UF - 1.331	Hitachi	43	UF - 6.605	Diversos	78	UF - 11.956	Bosch	96
UF - 1.155	Mitsubishi	53	UF - 1.243	Iskra	45	UF - 1.332	Hitachi	43	UF - 6.606	Diversos	78	UF - 12.100	Prestolite	110
UF - 1.156	Mitsubishi	53	UF - 1.244	Mitsubishi	56	UF - 1.333	Bosch	24	UF - 6.607	Diversos	78	UF - 12.101	Prestolite	110
UF - 1.157	Mitsubishi	53	UF - 1.245	Bosch	14	UF - 1.334	Denso	37	UF - 6.608	Diversos	78	UF - 12.147	Prestolite	111
UF - 1.158	Mitsubishi	54	UF - 1.246	Magneti Marelli	49	UF - 1.335	Mitsubishi	56	UF - 6.609	Diversos	78	UF - 12.149	Prestolite	111
UF - 1.159	Mitsubishi	54	UF - 1.247	Valeo	65	UF - 1.336	Iskra	47	UF - 6.610	Diversos	78	UF - 12.212	Prestolite	111
UF - 1.160	Mitsubishi	54	UF - 1.248	Mitsubishi	56	UF - 1.337	Mitsubishi	57	UF - 6.611	Diversos	79	UF - 12.219	Prestolite	111
UF - 1.161	Nippondenso	58	UF - 1.249	Denso	35	UF - 1.338	Hitachi	43	UF - 6.612	Valeo	79	UF - 12.221	Prestolite	111
UF - 1.162	Bosch	9	UF - 1.250	Denso	36	UF - 1.339	Faw	39	UF - 9.901	Honda	80	UF - 12.222	Prestolite	112
UF - 1.163	Valeo	62	UF - 1.251	Bosch	15	UF - 1.340	Efa	39	UF - 9.902	Honda / Yamaha	80	UF - 12.223	Prestolite	112
UF - 1.164	Bosch	9	UF - 1.252	Ford / Motorcraft	41	UF - 1.341	Denso	38	UF - 9.903	Yamaha	80	UF - 12.224	Prestolite	112
UF - 1.165	Bosch	9	UF - 1.253	Delco	33	UF - 1.342	Delco	34	UF - 9.904	Kawasaki	80	UF - 12.225	Prestolite	112
UF - 1.166	Bosch	9	UF - 1.254	Nippondenso	61	UF - 1.343	Bosch	24	UF - 9.905	Honda	81	UF - 12.226	Prestolite	112
UF - 1.167	Delco	29	UF - 1.255	Magneti Marelli	49	UF - 1.344	Denso	38	UF - 9.906	Honda	81	UF - 12.227	Prestolite	113
UF - 1.168	Delco	29	UF - 1.256	Bosch	15	UF - 1.345	Bosch	24	UF - 9.907	Nippondenso	81	UF - 12.343	Prestolite	113
UF - 1.169	Nippondenso	59	UF - 1.257	Mitsubishi	56	UF - 1.346	Delco	35	UF - 9.908	Diversos	81	UF - 12.412	Prestolite	113
UF - 1.170	Nippondenso	59	UF - 1.258	Iskra	46	UF - 1.347	Bosch	24	Planetary Gears		Página	UF - 12.419	Prestolite	113
UF - 1.171	Valeo	63	UF - 1.259	Denso	36	UF - 1.348	Valeo	67	Planetary Gears		Page	UF - 12.421	Prestolite	113
UF - 1.172	Valeo	63	UF - 1.260	Valeo	65	UF - 1.349	Denso	38	UF - 11.002	Bosch	82	UF - 12.422	Prestolite	114
UF - 1.173	Valeo	63	UF - 1.261	Delco	33	UF - 1.350	Valeo	67	UF - 11.003	Bosch	82	UF - 12.443	Prestolite	114
UF - 1.174	Bosch	9	UF - 1.262	Valeo	65	UF - 1.351	Delco	35	UF - 11.010	Bosch	82	UF - 12.447	Prestolite	114
UF - 1.175	Bosch	10	UF - 1.263	Bosch	15	UF - 1.352	Bosch	25	UF - 11.015	Bosch	82	UF - 12.449	Prestolite	114
UF - 1.176	Ford/ Motorcraft	40	UF - 1.264	Bosch	15	UF - 1.353	Ford / Motorcraft	41	UF - 11.018	Bosch	82	UF - 13.118	Ford / Motorcraft	103
UF - 1.177	Ford/ Motorcraft	40	UF - 1.265	Bosch	16	UF - 1.354	Denso	38	UF - 11.019	Bosch	83	UF - 13.119	Ford / Motorcraft	103
UF - 1.178	Mitsubishi	54	UF - 1.266	Bosch	16	UF - 1.355	Iskra	47	UF - 11.025	Bosch	83	UF - 13.120	Ford / Motorcraft	104
UF - 1.179	Mitsubishi	55	UF - 1.267	Bosch	16	UF - 1.356	Valeo	67	UF - 11.029	Bosch	83	UF - 13.121	Ford / Motorcraft	104
UF - 1.180	Hitachi / Mitsubishi	41	UF - 1.268	Bosch	16	UF - 1.357	Delco	35	UF - 11.037	Bosch	83	UF - 13.122	Ford / Motorcraft	104
UF - 1.181	Delco	29	UF - 1.269	Bosch	16	UF - 1.358	Valeo	68	UF - 11.039	Bosch	83	UF - 14.032	Delco	97
UF - 1.182	Delco	30	UF - 1.270	Bosch	17	UF - 1.359	Denso	39	UF - 11.047	Bosch	84	UF - 14.057	Delco	97
UF - 1.183	Ford/ Motorcraft	41	UF - 1.271	Bosch	17	UF - 1.360	Mitsubishi	57	UF - 11.056	Bosch	84	UF - 14.095	Delco	97
UF - 1.184	Delco	30	UF - 1.272	Bosch	17	UF - 1.361	Mitsubishi	57	UF - 11.058	Bosch	84	UF - 14.104	Jheeco	107
UF - 1.185	Delco	30	UF - 1.273	Bosch	17	UF - 1.362	Jhaem	47	UF - 11.059	Bosch	84	UF - 14.150	Delco	97

UF - 14.289	Jhaem	106	R - 0076	Bosch	119	R - 0165	Mitsubishi	131	UF - 4.420	Mitsubishi	144	UF - 3.307	Bosch	150
UF - 14.400	Jhaem	107	R - 0077	Bosch	120	R - 0166	Mitsuba	130	UF - 4.421	Mitsubishi	144	UF - 3.308	Bosch	150
UF - 14.410	Delco	98	R - 0078	Bosch	120	R - 0167	Denso	127	UF - 4.422	Delco	140	UF - 3.309	Bosch	150
UF - 14.417	Delco	98	R - 0079	Bosch	120	R - 0168	Bosch	125	UF - 4.423	Valeo	147	UF - 3.310	Bosch	150
UF - 14.525	Delco	99	R - 0080	Bosch	120	R - 0169	Denso	127	UF - 4.424	Magneti Marelli	144	UF - 3.311	Delco	160
UF - 14.534	Delco	99	R - 0081	Bosch	120	R - 0170	Bosch	125	UF - 4.425	Motorcraft	146	UF - 3.312	Delco	160
UF - 14.711	Delco	99	R - 0082	Prestolite	132	R - 0171	Bosch	125	UF - 4.426	Valeo	147	UF - 3.313	Delco	160
UF - 14.811	Delco	99	R - 0083	Bosch	120	R - 0172	Bosch	125	UF - 4.427	Bosch	138	UF - 3.314	Delco	160
UF - 14.812	Delco	100	R - 0084	Ford / Motorcraft	128	R - 0173	Bosch	125	UF - 4.428	Bosch	138	UF - 3.315	Bosch	151
UF - 14.868	Delco	100	R - 0085	Bosch	120	R - 0174	Valeo	134	UF - 4.429	Motorcraft	146	UF - 3.316	Delco	160
UF - 14.890	Delco	100	R - 0086	Bosch	120	R - 0175	Hitachi	129	UF - 4.430	Valeo	147	UF - 3.317	Delco	160
UF - 14.910	Delco	100	R - 0087	Bosch	120	R - 0176	Mitsubishi	131	UF - 4.431	Delco	140	UF - 3.318	Bosch	151
UF - 15.100	Mitsubishi	107	R - 0088	Delco	126	R - 0177	Delco	126	UF - 4.432	Delco	140	UF - 3.319	Bosch	151
UF - 15.101	Mitsubishi	107	R - 0089	Delco	126	R - 0178	Valeo	134	UF - 4.433	Iskra	143	UF - 3.320	Bosch	151
UF - 15.102	Mitsubishi	107	R - 0090	Bosch	120	R - 0179	Valeo	134	UF - 4.434	Bosch	139	UF - 3.321	Bosch	151
UF - 15.103	Mitsubishi	108	R - 0091	Delco	126	R - 0180	Mitsubishi	132	UF - 4.435	Mitsubishi	144	UF - 3.322	Bosch	151
UF - 15.104	Mitsubishi	108	R - 0092	Ford / Motorcraft	128	R - 0181	Delco	126	UF - 4.436	Mitsubishi	145	UF - 3.323	Bosch	151
UF - 15.105	Mitsubishi	108	R - 0093	Ford / Motorcraft	128	R - 0182	Delco	126	UF - 4.437	Mitsubishi	145	UF - 3.324	Bosch	151
UF - 15.106	Mitsubishi	108	R - 0094	Bosch	121	R - 0183	Delco	126	UF - 4.438	Valeo	148	UF - 3.325	Bosch	151
UF - 15.107	Mitsubishi	109	R - 0095	Prestolite	132	R - 0184	Iskra	129	UF - 4.439	Valeo	148	UF - 3.326	Bosch	151
UF - 15.108	Mitsubishi	109	R - 0096	Mitsubishi	130	R - 0185	Jhaem	130	UF - 4.440	Delco	140	UF - 3.327	Bosch	151
UF - 15.109	Mitsubishi	109	R - 0097	Delco	126	R - 0186	Denso	127	UF - 4.441	Denso	142	UF - 3.328	Bosch	151
UF - 15.110	Mitsubishi	109	R - 0098	Mitsubishi	130	R - 0187	Bosch	125	UF - 4.442	Bosch	139	UF - 3.329	Bosch	152
UF - 15.111	Mitsubishi	109	R - 0099	Mitsubishi	130	R - 0188	Jhaem	130	UF - 4.443	Denso	142	UF - 3.330	Bosch	152
UF - 15.112	Mitsubishi	110	R - 0100	Mitsubishi / Delco	131	R - 0189	Denso	127	UF - 4.444	Delco	141	UF - 3.331	Bosch	152
UF - 15.113	Mitsubishi	110	R - 0101	Mitsubishi	131	R - 0190	Denso	127	UF - 4.445	Delco	141	UF - 3.332	Bosch	152
UF - 15.114	Mitsubishi	110	R - 0102	Mitsubishi	131	R - 0191	Valeo	134	UF - 4.446	Delco	141	UF - 3.333	Prestolite	162
UF - 16.101	Valeo	114	R - 0103	Mitsubishi	131	R - 0192	Valeo	134	UF - 4.447	Mitsubishi	145	UF - 3.334	Prestolite	163
UF - 16.102	Valeo	115	R - 0104	Prestolite	132	R - 0193	Valeo	134	UF - 4.448	Mitsubishi	145	UF - 3.335	Diversos	164
UF - 16.103	Valeo	115	R - 0105	Bosch	121	R - 0194	Valeo	134	UF - 4.449	Mitsubishi	145	UF - 3.336	Bosch	152
UF - 16.104	Valeo	115	R - 0106	Bosch	121	R - 0195	Prestolite	133	UF - 4.450	Delco	141	UF - 3.337	Bosch	152
UF - 16.105	Valeo	115	R - 0107	Bosch	121	R - 0196	Prestolite	133	UF - 4.451	Bosch	139	UF - 3.338	Bosch	152
UF - 16.106	Valeo	116	R - 0108	Bosch	121	R - 0197	Denso	127	UF - 4.452	Denso	142	UF - 3.339	Bosch	152
UF - 16.107	Valeo	116	R - 0109	Bosch	121	R - 0198	Denso	128	UF - 4.453	Comstar	140	UF - 3.340	Delco	160
UF - 16.108	Valeo	116	R - 0110	Bosch	121	R - 0199	Denso	128	UF - 4.454	Iskra	143	UF - 3.341	Bosch	152
UF - 16.109	Valeo	116	R - 0111	Prestolite	132	R - 0200	Denso	128	UF - 4.455	Valeo	148	UF - 3.342	Bosch	152
UF - 16.110	Valeo	116	R - 0112	Bosch	121	R - 0201	Denso	128	UF - 4.456	Bosch	139	UF - 3.343	Bosch	152
UF - 16.111	Valeo	117	R - 0113	Valeo	133	R - 0202	Valeo	134	UF - 4.457	Valeo	148	UF - 3.344	Bosch	152
UF - 16.112	Valeo	117	R - 0114	Valeo	134	R - 0203	Denso	128	UF - 4.458	Denso	142	UF - 3.345	Diversos	164
UF - 16.113	Valeo	117	R - 0115	Valeo	134	R - 0204	Jheeco	130	UF - 4.459	Delco	141	UF - 3.346	Bosch	152
UF - 16.114	Valeo	117	R - 0116	Bosch	121	R - 0205	Jheeco	130	UF - 4.460	Denso	142	UF - 3.347	Bosch	152
UF - 16.115	Valeo	118	R - 0117	Bosch	122	R - 0206	Denso	128	UF - 4.461	Hitachi	143	UF - 3.348	Bosch	153
UF - 16.116	Valeo	118	R - 0118	Bosch	122	R - 0207	Denso	128	UF - 4.462	Bosch	139	UF - 3.349	Bosch	153
UF - 16.117	Valeo	118	R - 0119	Bosch	122	R - 0208	Valeo	135	UF - 4.463	Mitsubishi	145	UF - 3.350	Bosch	153
UF - 16.118	Valeo	118	R - 0120	Bosch	122	R - 0209	Valeo	135	UF - 4.464	Valeo	148	UF - 3.351	Bosch	153
UF - 17.011	Denso	101	R - 0121	Bosch	122	R - 0210	Mitsubishi	132	UF - 4.465	Valeo	148	UF - 3.352	Bosch	153
UF - 17.190	Denso	101	R - 0122	Bosch	122	R - 0211	Delco	127	UF - 4.466	Iskra	143	UF - 3.353	Bosch	153
UF - 17.210	Denso	101	R - 0123	Bosch	122	R - 0212	Ford / Motorcraft	129	UF - 4.467	Mitsubishi	145	UF - 3.354	Diversos	164
UF - 17.330	Denso	101	R - 0124	Bosch	122	R - 0213	Jhaem	130	UF - 4.468	Delco	141	UF - 3.355	Bosch	153
UF - 17.400	Denso	101	R - 0125	Bosch	122	R - 0214	Jhaem	130	UF - 4.469	Valeo	148	UF - 3.356	Bosch	153
UF - 17.414	Denso	102	R - 0126	Bosch	122	R - 0215	Iskra	129	UF - 4.470	Jhaem	144	UF - 3.357	Diversos	164
UF - 17.420	Denso	102	R - 0127	Bosch	123	R - 0216	Mitsubishi	132	UF - 4.471	Denso	142	UF - 3.358	Bosch	153
UF - 17.471	Denso	102	R - 0128	Bosch	123	R - 0217	Mitsubishi	132	UF - 4.472	Denso	142	UF - 3.359	Prestolite	163
UF - 17.490	Denso	102	R - 0129	Bosch	123	R - 0218	Valeo	134	UF - 4.473	Denso	142	UF - 3.360	Bosch	153
UF - 17.640	Denso	102	R - 0130	Bosch	123	Haste de Partida		Página	UF - 4.474	Valeo	148	UF - 3.361	Bosch	153
UF - 17.790	Denso	103	R - 0131	Bosch	123	<i>Engagement Rod KB</i>		<i>Page</i>	UF - 4.475	Valeo	148	UF - 3.362	Prestolite	163
UF - 17.902	Denso	103	R - 0132	Delco	126	UF - 7.701	Bosch	135	UF - 4.476	Valeo	148	UF - 3.363	Bosch	153
UF - 17.950	Denso	103	R - 0133	Bosch	123	Mancais / Tampa		Página	UF - 4.477	Mitsubishi	145	UF - 3.364	Diversos	164
UF - 18.446	Iskra	104	R - 0134	Prestolite	133	<i>Housings / Cover</i>		<i>Page</i>	UF - 4.478	Ford	142	UF - 3.365	Bosch	153
UF - 18.622	Iskra	105	R - 0135	Prestolite	133	UF - 5.504	Bosch	136	UF - 4.479	Mitsubishi	145	UF - 3.366	Nippondenso	162
UF - 18.623	Iskra	105	R - 0136	Denso	127	UF - 8.801	Bosch	135	UF - 4.480	Hitachi	143	UF - 3.367	Diversos	165
UF - 18.628	Iskra	105	R - 0137	Mitsubishi	131	UF - 8.802	Bosch	136	UF - 4.481	Valeo	148	UF - 3.368	Bosch	154
UF - 18.832	Iskra	106	R - 0138	Bosch	123	UF - 8.803	Bosch	136	UF - 4.482	Denso	142	UF - 3.369	Bosch	154
UF - 18.944	Iskra	106	R - 0139	Bosch	123	Buchas do Alternador		Página	UF - 4.483	Valeo	148	UF - 3.370	Diversos	165
UF - 18.979	Iskra	106	R - 0140	Bosch	123	<i>Bushing for Alternators</i>		<i>Page</i>	UF - 4.484	Valeo	149	UF - 3.371	Bosch	154
UF - 19.951	Hitachi	104	R - 0141	Bosch	124	UF - 5.506	Bosch	136	UF - 4.485	Delco	141	UF - 3.372	Bosch	154
			R - 0142	Mitsubishi	131	UF - 5.507	Bosch	136	UF - 4.486	Iskra	144	UF - 3.373	Bosch	154
			R - 0143	Bosch	124	UF - 5.508	Bosch	136	UF - 4.487	Valeo	149	UF - 3.374	Bosch	154
			R - 0144	Bosch	124	Garfos		Página	UF - 4.488	Mitsubishi	145	UF - 3.375	Bosch	154
R - 0055	Bosch	119	R - 0145	Bosch	124	<i>Engaging Levers</i>		<i>Page</i>	UF - 4.489	Mitsubishi	146	UF - 3.376	Bosch	154
R - 0056	Bosch	119	R - 0146	Iskra	129	UF - 4.401	Bosch	137	UF - 4.490	Bosch	139	UF - 3.377	Bosch	154
R - 0057	Bosch	119	R - 0147	Prestolite	133	UF - 4.402	Bosch	137	UF - 4.491	Magneti Marelli	144	UF - 3.378	Valeo	163
R - 0058	Bosch	119	R - 0148	Bosch	124	UF - 4.403	Bosch	137	UF - 4.492	Mitsubishi	146	UF - 3.379	Bosch	154
R - 0059	Ford / Motorcraft	128	R - 0149	Bosch	124	UF - 4.404	Bosch	137	UF - 4.493	CME	139	UF - 3.380	Bosch	154
R - 0060	Bosch	119	R - 0150	Iskra	129	UF - 4.405	Delco	140	UF - 4.494	Valeo	149	UF - 3.381	Bosch	154
R - 0062	Bosch	119	R - 0151	Denso	127	UF - 4.406	Bosch	137	UF - 4.495	Jhaem	144	UF - 3.382	Bosch	154
R - 0063	Delco	126	R - 0152	Bosch	124	UF - 4.407	Bosch	138	Reparos para Garfos		Página	UF - 3.383	Diversos	165
R - 0064	Delco	126	R - 0153	Bosch	124	UF - 4.408	Bosch	138	<i>Repairs for Engaging Levers</i>		<i>Page</i>	UF - 3.384	Diversos	165
R - 0065	Delco	126	R - 0154	Mitsubishi	131	UF - 4.409	Delco	140	R - 4.411	Bosch	149	UF - 3.385	Diversos	165
R - 0066	Mitsubishi / Delco	130	R - 0155	Mitsubishi	131	UF - 4.410	Delco	140	R - 4.415	Bosch	149	UF - 3.386	Diversos	165
R - 0067	Ford / Motorcraft	128	R - 0156	Iskra	129	UF - 4.411	Bosch	138	R - 4.416	Bosch	149	UF - 3.387	Bosch	155
R - 0068	Valeo	133	R - 0157	Comstar	126	UF - 4.412	Prestolite	146	Polias		Página	UF - 3.388	Bosch	155
R - 0069	Valeo	133	R - 0158	Bosch	125	UF - 4.413	Prestolite	146	<i>Polleys</i>		<i>Page</i>	UF - 3.389	Diversos	165
R - 0070	Mitsubishi	130	R - 0159	Bosch	125	UF - 4.414	Prestolite	146	UF - 3.301	Bosch	150	UF - 3.390	Bosch	155
R - 0071	Delco	126	R - 0160	Iskra	129	UF - 4.415	Bosch	138	UF - 3.302	Bosch	150	UF - 3.391	Valeo	163
R - 0072	Mitsubishi	130	R - 0161	Bosch	125	UF - 4.416	Bosch	138	UF - 3.303	Bosch	150	UF - 3.392	Bosch	155
R - 0073	Mitsubishi	130	R - 0162	Bosch	125	UF - 4.417								

UF - 3.396	Bosch	155	UF - 3.485	Diversos	166	BC1 - 0054	Unifap	173	BC1 - 0151	Unifap	181	KT - 0036	Valeo	190	
UF - 3.397	Mitsubishi	161	UF - 3.486	Diversos	166	BC1 - 0055	Unifap	173	BC1 - 0152	Unifap	182	KT - 0037	Bosch	191	
UF - 3.398	Mitsubishi	161	UF - 3.487	Bosch	158	BC1 - 0056	Unifap	173	BC1 - 0153	Unifap	182	KT - 0038	Bosch	191	
UF - 3.399	Ford / Motorcraft	161	UF - 3.488	Bosch	158	BC1 - 0057	Unifap	173	BC1 - 0154	Unifap	182	KT - 0039	Lucas	191	
UF - 3.400	Diversos	165	UF - 3.489	Bosch	158	BC1 - 0058	Unifap	173	BC1 - 0155	Unifap	182	KT - 0040	Lucas	191	
UF - 3.401	Bosch	155	UF - 3.490	Diversos	166	BC1 - 0059	Unifap	173	BC1 - 0156	Unifap	182	KT - 0041	Bosch	191	
UF - 3.402	Bosch	155	UF - 3.491	Iskra	161	BC1 - 0060	Unifap	173	BC1 - 0157	Unifap	182	KT - 0042	Bosch	191	
UF - 3.403	Diversos	165	UF - 3.492	Mitsubishi	162	BC1 - 0061	Unifap	174	BC1 - 0158	Unifap	182	KT - 0043	Arno	191	
UF - 3.404	Mitsubishi	161	UF - 3.493	Caterpillar	159	BC1 - 0062	Unifap	174	BC1 - 0159	Unifap	182	KT - 0044	Bosch	191	
UF - 3.405	Valeo	163	UF - 3.494	Caterpillar	160	BC1 - 0063	Unifap	174	BC1 - 0160	Unifap	182	KT - 0045	Bosch	191	
UF - 3.406	Bosch	155	UF - 3.495	Caterpillar	160	BC1 - 0064	Unifap	174	BC1 - 0161	Unifap	182	KT - 0046	Valeo	192	
UF - 3.407	Bosch	155	UF - 3.496	Caterpillar	160	BC1 - 0066	Unifap	174	BC1 - 0162	Unifap	183	KT - 0047	Valeo	192	
UF - 3.408	Bosch	155	UF - 3.497	Valeo	164	BC1 - 0068	Unifap	174	BC1 - 0163	Unifap	183	KT - 0048	Iskra / Bosch	192	
UF - 3.409	Valeo / Bosch	163	UF - 3.498	Mitsubishi	162	BC1 - 0070	Unifap	174	BC1 - 0164	Unifap	183	KT - 0049	Motorcraft	192	
UF - 3.410	Nippondenso	162	UF - 3.499	Delco	160	BC1 - 0071	Unifap	174	BC1 - 0165	Unifap	183	KT - 0050	Delco	192	
UF - 3.411	Valeo	163	UF - 3.500	Bosch	158	BC1 - 0072	Unifap	174	BC1 - 0166	Unifap	183	KT - 0051	Bosch	192	
UF - 3.412	Valeo	163	UF - 3.501	Mitsubishi	162	BC1 - 0073	Unifap	174	BC1 - 0167	Unifap	183	KT - 0052	Motorcraft	192	
UF - 3.413	Valeo	163	UF - 3.502	Diversos	166	BC1 - 0074	Unifap	175	BC1 - 0168	Unifap	183	KT - 0053	Delco / Remy	192	
UF - 3.414	Valeo	163	UF - 3.503	Diversos	166	BC1 - 0075	Unifap	175	BC1 - 0169	Unifap	183	KT - 0054	Mitsubishi	192	
UF - 3.415	Valeo	163	UF - 3.504	Bosch	159	BC1 - 0076	Unifap	175	BC1 - 0171	Unifap	183	KT - 0055	Valeo	193	
UF - 3.416	Valeo	164	UF - 3.505	Denso	161	BC1 - 0079	Unifap	175	BC1 - 0175	Unifap	183	KT - 0056	Mitsubishi	193	
UF - 3.417	Valeo	164	UF - 3.506	Bosch	159	BC1 - 0080	Unifap	175	BC1 - 0176	Unifap	184	KT - 0057	Bosch	193	
UF - 3.418	Valeo	164	UF - 3.507	Bosch	159	BC1 - 0081	Unifap	175	BC1 - 0177	Unifap	184	KT - 0058	Lucas Indiel	193	
UF - 3.419	Mitsubishi	161	UF - 3.508	Bosch	159	BC1 - 0082	Unifap	175	BC1 - 0180	Unifap	184	KT - 0059	Bosch	193	
UF - 3.420	Bosch	155	UF - 3.509	Bosch	159	BC1 - 0083	Unifap	175	BC1 - 0182	Unifap	184	KT - 0060	Valeo	193	
UF - 3.421	Magneti Marelli	161	UF - 3.510	Bosch	159	BC1 - 0084	Unifap	175	BC1 - 0184	Unifap	184	KT - 0061	Wapsa	193	
UF - 3.422	Bosch	155	UF - 3.511	Bosch	159	BC1 - 0086	Unifap	176	BC1 - 0186	Unifap	184	KT - 0062	Lucas Indiel	193	
UF - 3.423	Mitsubishi	161	UF - 3.512	Bosch	159	BC1 - 0087	Unifap	176	BC1 - 0187	Unifap	184	KT - 0063	Delco	193	
UF - 3.424	Bosch	155	UF - 3.513	Bosch	159	BC1 - 0088	Unifap	176	BC1 - 0189	Unifap	184	KT - 0064	Bosch	194	
UF - 3.425	Bosch	156	UF - 3.514	Bosch	159	BC1 - 0089	Unifap	176	BC1 - 0190	Unifap	184	KT - 0065	Lucas Indiel	194	
UF - 3.426	Bosch	156	UF - 3.515	Bosch	166	BC1 - 0090	Unifap	176	BC1 - 0191	Unifap	184	KT - 0066	Bosch	194	
UF - 3.427	Bosch	156	Arroscas de Polia Pulley Washers		Página Page	BC1 - 0091	Unifap	176	BC1 - 0192	Unifap	184	KT - 0067	Bosch	194	
UF - 3.428	Bosch	156	UF - 5.505		Wapsa	166	BC1 - 0092	Unifap	176	BC1 - 0193	Unifap	185	KT - 0068	Valeo	194
UF - 3.429	Valeo	164	Buchas Sinterizadas Sintered Bushes		Página Page	BC1 - 0093	Unifap	176	BC1 - 0194	Unifap	185	KT - 0069	Bosch	194	
UF - 3.430	Bosch	156	BC1 - 0094		Unifap	176	BC1 - 0094	Unifap	176	BC1 - 0195	Unifap	185	KT - 0070	Delco	194
UF - 3.431	Diversos	165	BC1 - 0095		Unifap	176	BC1 - 0095	Unifap	176	BC1 - 0196	Unifap	185	KT - 0071	Bosch	194
UF - 3.432	Valeo	164	BC1 - 0096		Unifap	177	BC1 - 0096	Unifap	177	BC1 - 0197	Unifap	185	KT - 0072	Bosch	194
UF - 3.433	Diversos	165	BC1 - 0097		Unifap	177	BC1 - 0097	Unifap	177	BC1 - 0198	Unifap	185	KT - 0073	Nippondenso	195
UF - 3.434	Mitsubishi	161	BC1 - 0098		Unifap	177	BC1 - 0098	Unifap	177	BC1 - 0199	Unifap	185	KT - 0074	Mitsubishi	195
UF - 3.435	Bosch	156	BC1 - 0099		Unifap	177	BC1 - 0099	Unifap	177	BC1 - 0200	Unifap	185	KT - 0075	Mando	195
UF - 3.436	Bosch	156	BC1 - 0100		Unifap	177	BC1 - 0100	Unifap	177	BC1 - 0201	Unifap	185	KT - 0076	Nippondenso	195
UF - 3.437	Bosch	156	BC1 - 0101		Unifap	177	BC1 - 0101	Unifap	177	BC1 - 0203	Unifap	185	KT - 0077	Bosch	195
UF - 3.438	Bosch	156	BC1 - 0102		Unifap	177	BC1 - 0102	Unifap	177	BC1 - 0204	Unifap	185	KT - 0078	Bosch	195
UF - 3.439	Delco	160	BC1 - 0103		Unifap	177	BC1 - 0103	Unifap	177	BC1 - 0206	Unifap	186	KT - 0079	Bosch	195
UF - 3.440	Prestolite	163	BC1 - 0104		Unifap	177	BC1 - 0104	Unifap	177	BC1 - 0207	Unifap	186	KT - 0080	Bosch	195
UF - 3.441	Bosch	156	BC1 - 0105		Unifap	177	BC1 - 0105	Unifap	177	BC1 - 0211	Unifap	186	KT - 0081	Wapsa	195
UF - 3.442	Delco	160	BC1 - 0106		Unifap	177	BC1 - 0106	Unifap	177	BC1 - 0213	Unifap	186	KT - 0082	Bosch	196
UF - 3.443	Bosch	156	BC1 - 0107		Unifap	178	BC1 - 0107	Unifap	178	BC1 - 0214	Unifap	186	KT - 0083	Bosch	196
UF - 3.444	Valeo	164	BC1 - 0108		Unifap	178	BC1 - 0108	Unifap	178	BC1 - 0215	Unifap	186	KT - 0084	Wapsa	196
UF - 3.445	Valeo	164	BC1 - 0109		Unifap	178	BC1 - 0109	Unifap	178	BC1 - 0216	Unifap	186	KT - 0085	Bosch	196
UF - 3.446	Valeo	164	BC1 - 0110		Unifap	178	BC1 - 0110	Unifap	178	BC1 - 0217	Unifap	186	KT - 0086	Lucas Indiel	196
UF - 3.447	Mitsubishi	162	BC1 - 0111		Unifap	178	BC1 - 0111	Unifap	178	BC1 - 0218	Unifap	186	KT - 0087	Lucas Indiel	196
UF - 3.448	Bosch	157	BC1 - 0112		Unifap	178	BC1 - 0112	Unifap	178	Kit Buchas Bushes Kit		Página Page	KT - 0088	Prestolite	196
UF - 3.449	Bosch	157	BC1 - 0113		Unifap	178	BC1 - 0113	Unifap	178	KT - 0001	Prestolite	187	KT - 0089	Bosch	196
UF - 3.450	Bosch	157	BC1 - 0114		Unifap	178	BC1 - 0114	Unifap	178	KT - 0002	Wapsa	187	KT - 0090	Bosch	196
UF - 3.451	Bosch	157	BC1 - 0115		Unifap	178	BC1 - 0115	Unifap	178	KT - 0003	Bosch	187	KT - 0091	Prestolite	197
UF - 3.452	Bosch	157	BC1 - 0116		Unifap	178	BC1 - 0116	Unifap	178	KT - 0004	Bosch / Roher	187	KT - 0092	Bosch	197
UF - 3.453	Bosch	157	BC1 - 0117		Unifap	179	BC1 - 0117	Unifap	179	KT - 0005	Bosch / Delco	187	KT - 0093	Bosch	197
UF - 3.454	Bosch	157	BC1 - 0118		Unifap	179	BC1 - 0118	Unifap	179	KT - 0006	Bosch	187	KT - 0094	Wapsa	197
UF - 3.455	Denso	161	BC1 - 0119		Unifap	179	BC1 - 0119	Unifap	179	KT - 0007	Magneti Marelli	187	KT - 0095	Bosch	197
UF - 3.456	Bosch	157	BC1 - 0120		Unifap	179	BC1 - 0120	Unifap	179	KT - 0008	Delco	187	KT - 0096	Prestolite	197
UF - 3.457	Bosch	157	BC1 - 0121		Unifap	179	BC1 - 0121	Unifap	179	KT - 0009	Bosch	187	KT - 0097	Bosch	197
UF - 3.458	Bosch	157	BC1 - 0122		Unifap	179	BC1 - 0122	Unifap	179	KT - 0010	Prestolite	188	KT - 0098	Bosch	197
UF - 3.459	Mitsubishi	162	BC1 - 0123		Unifap	179	BC1 - 0123	Unifap	179	KT - 0011	Prestolite	188	KT - 0099	Wapsa	197
UF - 3.460	Diversos	165	BC1 - 0124		Unifap	179	BC1 - 0124	Unifap	179	KT - 0012	Bosch	188	KT - 0100	Bosch	198
UF - 3.461	Bosch	157	BC1 - 0125		Unifap	179	BC1 - 0125	Unifap	179	KT - 0013	Bosch / Wapsa	188	KT - 0101	Wapsa	198
UF - 3.462	Bosch	157	BC1 - 0126		Unifap	179	BC1 - 0126	Unifap	179	KT - 0014	Delco	188	KT - 0102	Bosch	198
UF - 3.463	Diversos	165	BC1 - 0127		Unifap	179	BC1 - 0127	Unifap	179	KT - 0015	Delco	188	KT - 0103	Bosch	198
UF - 3.464	Mitsubishi	162	BC1 - 0129		Unifap	180	BC1 - 0129	Unifap	180	KT - 0016	Motorcraft	188	KT - 0104	Bosch	198
UF - 3.465	Mitsubishi	162	BC1 - 0130		Unifap	180	BC1 - 0130	Unifap	180	KT - 0017	Bosch	188	KT - 0105	Bosch	198
UF - 3.466	Case	159	BC1 - 0131		Unifap	180	BC1 - 0131	Unifap	180	KT - 0018	Lucas	188	KT - 0106	Valeo	198
UF - 3.467	Scania	163	BC1 - 0132		Unifap	180	BC1 - 0132	Unifap	180	KT - 0019	Bosch	189	KT - 0107	Bosch	198
UF - 3.468	Mitsubishi	162	BC1 - 0133		Unifap	180	BC1 - 0133	Unifap	180	KT - 0020	Bosch	189	KT - 0108	Bosch	198
UF - 3.469	Denso	161	BC1 - 0134		Unifap	180	BC1 - 0134	Unifap	180	KT - 0021	Bosch	189	KT - 0109	Delco	199
UF - 3.470	Bosch	157	BC1 - 0135		Unifap	180	BC1 - 0135	Unifap	180	KT - 0022	Bosch	189	KT - 0110	Iskra	199
UF - 3.471	Bosch	158	BC1 - 0136		Unifap	180	BC1 - 0136	Unifap	180	KT - 0023	Lucas / Indiel	189	KT - 0111	Mitsubishi	199
UF - 3.472	Diversos	166	BC1 - 0137		Unifap	180	BC1 - 0137	Unifap	180	KT - 0024	Bosch / Delco	189	KT - 0112	Prestolite	199
UF - 3.473	Bosch	158	BC1 - 0138		Unifap	180	BC1 - 0138	Unifap	180	KT - 0025	Bosch	189	KT - 0113	Mitsubishi	199
UF - 3.474	Bosch	158	BC1 - 0139		Unifap	180	BC1 - 0139	Unifap	180	KT - 0026	Lucas	189	KT - 0114	Valeo	199
UF - 3.475	Bosch	158	BC1 - 0140		Unifap	180	BC1 - 0140	Unifap	180	KT - 0027	Garef	189	KT - 0115	Valeo	199
UF - 3.476	Delco	160	BC1 - 0141		Unifap	181	BC1 - 0141	Unifap	181	KT - 0028	Lucas	190	KT - 0116	Valeo	199
UF - 3.477	Diversos	166	BC1 - 0142		Unifap	181	BC1 - 0142	Unifap	181	KT - 0029	Delco	190	KT - 0117	Prestolite	199
UF - 3.478	Case	159	BC1 - 0143		Unifap	181	BC1 - 0143	Unifap							

KT - 0125	Mitsubishi	200	KT - 0168	Delco Remy	205	KT - 0211	Iskra	210	KT - 0266	Iskra	215	KT - 0312	Bosch	219
KT - 0126	Delco Remy	200	KT - 0169	Magneti Marelli	205	KT - 0212	Bosch	210	KT - 0267	Mitsubishi	215	KT - 0313	Bosch	220
KT - 0127	Valeo	201	KT - 0170	Prestolite	205	KT - 0213	Prestolite	210	KT - 0268	Bosch	215	KT - 0314	Valeo	220
KT - 0128	Mitsubishi	201	KT - 0171	Bosch	205	KT - 0214	Bosch	210	KT - 0269	Valeo	215	KT - 0315	Bosch	220
KT - 0129	Bosch	201	KT - 0172	Bosch	206	KT - 0215	Bosch	210	KT - 0270	Mitsubishi	215	KT - 0316	Bosch	220
KT - 0130	Delco Remy	201	KT - 0173	Bosch	206	KT - 0216	Bosch	210	KT - 0271	Mitsubishi	215	KT - 0317	Delco	220
KT - 0131	Bosch	201	KT - 0174	Bosch	206	KT - 0219	Bosch	211	KT - 0273	Valeo	215	KT - 0318	Valeo	220
KT - 0132	Bosch	201	KT - 0175	Bosch	206	KT - 0220	Bosch	211	KT - 0274	Bosch	215	KT - 0319	Valeo	220
KT - 0133	Bosch	201	KT - 0176	Lucas Indiel	206	KT - 0221	Ford	211	KT - 0275	Valeo	216	KT - 0320	Bosch	220
KT - 0134	Mitsubishi	201	KT - 0177	Bosch	206	KT - 0222	Bosch	211	KT - 0276	Valeo	216	KT - 0321	Iskra	220
KT - 0135	Iskra	201	KT - 0178	Mitsubishi	206	KT - 0223	Delco	211	KT - 0277	Valeo	216	KT - 0322	Iskra	221
KT - 0136	Delco Remy	202	KT - 0179	Valeo	206	KT - 0224	Yuchai	211	KT - 0279	Delco Remy	216	KT - 0323	Delco	221
KT - 0137	Iskra	202	KT - 0180	Mitsubishi	206	KT - 0225	Ford	211	KT - 0280	Iskra	216	KT - 0324	Diversos	221
KT - 0138	Bosch	202	KT - 0181	Valeo	207	KT - 0228	Lucas Indiel	211	KT - 0281	Bosch	216	KT - 0325	Ford	221
KT - 0139	Bosch	202	KT - 0182	Bosch	207	KT - 0231	Valeo	211	KT - 0282	Bosch	216	KT - 0326	Valeo	221
KT - 0140	Motorcraft	202	KT - 0183	Bosch	207	KT - 0232	Bosch	212	KT - 0283	Bosch	216	KT - 0327	Valeo	221
KT - 0141	Iskra	202	KT - 0184	Lucas Indiel	207	KT - 0234	Mitsubishi	212	KT - 0284	Mitsubishi	216	KT - 0328	Mitsubishi	221
KT - 0142	Valeo	202	KT - 0185	Valeo	207	KT - 0235	Prestolite	212	KT - 0285	Bosch	217	KT - 0329	Denso	222
KT - 0143	Iskra	202	KT - 0186	Iskra	207	KT - 0236	Valeo	212	KT - 0286	Valeo	217	KT - 0330	Denso	222
KT - 0144	Mitsubishi	202	KT - 0187	Bosch	207	KT - 0237	Delco Remy	212	KT - 0287	Mitsubishi	217	KT - 0331	CMEQ	222
KT - 0145	Motorcraft	203	KT - 0188	Mitsubishi	207	KT - 0238	Valeo	212	KT - 0289	Valeo	217	KT - 0332	Ford	222
KT - 0146	Delco Remy	203	KT - 0189	Mitsubishi	207	KT - 0240	Mitsubishi	212	KT - 0290	Bosch	217	KT - 0333	Mitsubishi	222
KT - 0147	Delco Remy	203	KT - 0190	Bosch	208	KT - 0241	Bosch	212	KT - 0291	Bosch	217	KT - 0334	Denso	222
KT - 0148	Motorcraft	203	KT - 0191	Bosch	208	KT - 0242	Delco Remy	212	KT - 0292	Bosch	217	KT - 0335	Bosch	222
KT - 0149	Iskra	203	KT - 0192	Bosch / Valeo	208	KT - 0243	Iskra	213	KT - 0293	Bosch	217	KT - 0336	Bosch	222
KT - 0150	Bosch	203	KT - 0193	Bosch	208	KT - 0244	Bosch	213	KT - 0294	Bosch	217	KT - 0337	Bosch	222
KT - 0151	Mitsubishi	203	KT - 0194	Bosch	208	KT - 0245	Motorcraft	213	KT - 0295	Arno	218	KT - 0338	Bosch	223
KT - 0152	Valeo	203	KT - 0195	Delco Remy	208	KT - 0246	Valeo	213	KT - 0296	Valeo	218	KT - 0339	Mitsubishi	223
KT - 0153	Mitsubishi	203	KT - 0196	Bosch	208	KT - 0247	Bosch	213	KT - 0297	Comstar	218	KT - 0340	Bosch	223
KT - 0154	Delco Remy	204	KT - 0197	Bosch / Iskra	208	KT - 0248	Bosch	213	KT - 0298	Comstar	218	KT - 0341	Bosch	223
KT - 0155	Bosch	204	KT - 0198	Bosch	208	KT - 0249	Bosch	213	KT - 0299	Bosch	218	KT - 0342	Valeo	223
KT - 0156	Iskra	204	KT - 0199	Iskra	209	KT - 0251	Bosch	213	KT - 0300	Bosch	218	KT - 0343	Valeo	223
KT - 0157	Bosch	204	KT - 0200	Bosch	209	KT - 0252	Mitsubishi	213	KT - 0301	Bosch	218	KT - 0344	Valeo	223
KT - 0158	Mitsubishi	204	KT - 0201	Bosch	209	KT - 0253	Mitsubishi	214	KT - 0302	Bosch	218	KT - 0345	Jhaem	223
KT - 0159	Nippondenso	204	KT - 0202	Bosch	209	KT - 0254	Hitachi	214	KT - 0303	Delco	218	KT - 0346	Bosch	223
KT - 0160	Mitsubishi	204	KT - 0203	Bosch	209	KT - 0255	Bright	214	KT - 0304	Bosch	219	KT - 0347	Denso	224
KT - 0161	Bosch	204	KT - 0204	Nippondenso	209	KT - 0256	Bosch	214	KT - 0305	Bosch	219	KT - 0348	Bosch	224
KT - 0162	Valeo	204	KT - 0205	Bosch	209	KT - 0257	Bosch	214	KT - 0306	Bosch	219	KT - 0349	Bosch	224
KT - 0163	Lucas Indiel	205	KT - 0206	Delco Remy	209	KT - 0258	Iskra	214	KT - 0307	Prestolite	219	KT - 0352	Delco	224
KT - 0164	Delco Remy	205	KT - 0207	Denso	209	KT - 0259	Bosch	214	KT - 0308	Magneti Marelli	219	KT - 0353	Delco	224
KT - 0165	Valeo	205	KT - 0208	Bosch	210	KT - 0261	Mitsubishi	214	KT - 0309	Nippondenso	219			
KT - 0166	Iskra	205	KT - 0209	Wapsa	210	KT - 0263	Mitsubishi	214	KT - 0310	Mitsubishi	219			
KT - 0167	Bosch	205	KT - 0210	Iskra	210	KT - 0264	Valeo	215	KT - 0311	Mitsubishi	219			

Todos os nomes de fabricantes e seus respectivos códigos de peças foram utilizados exclusivamente para referência, a UNIFAP não se responsabiliza por possíveis erros relacionados / All manufacturer's names and number are used for reference purposes only, UNIFAP assumes no responsibility for possible mistakes.

Anotações | Notes



Vendas Internacionais
International Sales
+55 (47) 3332-8383
export@unifap.com.br

Gerência Comercial Reposição Brasil:
Sérgio Ferreira - sergio@unifap.com.br
(47) 9 9642-3232

:: Representantes Brasil ::

Estado / State	Contato / Contact	Telefone / Phone	Email
Acre	Valdez Representações (Valdez)	(69) 3441-3878	contato@valdez.com.br
Alagoas	Servo Representações (Zezinho / Rafael)	(75) 3623-0627	pedidos@servo.com.br
Amazonas	G.F. Representações (Gleison)	(92) 3238-7609	gfrep.am@gmail.com
Amapá	G.F. Representações (Gleison)	(92) 3238-7609	gfrep.am@gmail.com
Bahia	Servo Representações (Zezinho / Rafael)	(75) 3623-0627	pedidos@servo.com.br
Ceará	Norpres Representações (Helber)	(85) 3248-2625	norpres1@gmail.com
Distrito Federal	Carlos Alberto Fedato Rep. (Carlos)	(62) 3095-2005	atendimento@carlosfedatorep.com.br
Espírito Santo	Esthavic Representações (Edson)	(27) 3033-3230	esthavic@esthavic.com.br
Goiás	Carlos Alberto Fedato Rep. (Carlos)	(62) 3095-2005	atendimento@carlosfedatorep.com.br
Maranhão	Saragão Representações (Zeca)	(91) 3235-0680	sumapa@uol.com.br
Minas Gerais	Pro-Mar Representações (Salazar / Mônica)	(31) 3332-9411	promarbh@promarbh.com.br
Mato Grosso do Sul	Enoch Representações (Reni)	(67) 3382-6788	enochcom@terra.com.br
Mato Grosso	Enoch Representações (Reni)	(67) 3382-6788	enochcom@terra.com.br
Pará	Saragão Representações (Zeca)	(91) 3235-0680	sumapa@uol.com.br
Paraíba	Mano Representações (Mano)	(81) 3075-4982	vendas@manorepresentacoes.com.br
Pernambuco	Mano Representações (Mano)	(81) 3075-4982	vendas@manorepresentacoes.com.br
Piauí	Norpres Representações (Helber)	(85) 3248-2625	norpres1@gmail.com
Paraná	HSW Representações (Hamilton)	(44) 3025-5990	hsw@hsw.ind.br
Rio de Janeiro	Ricser Representações (Ricardo)	(21) 2215-2520	rioconsultor@terra.com.br
Rio Grande do Norte	Mano Representações (Mano)	(81) 3075-4982	vendas@manorepresentacoes.com.br
Rondônia	Valdez Representações (Valdez)	(69) 3441-3878	contato@valdez.com.br
Roraima	G.F. Representações (Gleison)	(92) 3238-7609	gfrep.am@gmail.com
Rio Grande do Sul	Papareia Representações (Jefferson)	(51) 3273-3175	jefflc@terra.com.br
Santa Catarina	HSW Representações (Hamilton)	(44) 3025-5990	hsw@hsw.ind.br
Sergipe	Servo Representações (Zezinho / Rafael)	(75) 3623-0627	pedidos@servo.com.br
São Paulo - Grande SP	TSR Representações (Thomas)	(11) 4451-2939	thomasvendedor@gmail.com
São Paulo - Interior	Agea Representações (Walter)	(19) 3212-1287	agea@ageapres.com.br
Tocantins	Carlos Alberto Fedato Rep. (Carlos)	(62) 3095-2005	atendimento@carlosfedatorep.com.br



Peças Automotivas | *Automotive Parts*

2024

UNIFAP.com.br



UNIFAP INDÚSTRIA E COMÉRCIO DE AUTO PEÇAS LTDA

Rua João Barbieri, 605 - Bairro Barracão

Gaspar - SC | Brasil | CEP: 89113-334

Fone +55 (47) 3332-8383



Suporte Técnico +55 (47) 9 9927-9606

Tech. Support

QR Code para WhatsApp



unifap.com.br



unifap@unifap.com.br



youtube.com/unifapindustria



instagram.com/unifapind



facebook.com/unifapind